

Note: The foundation may be able to use a copy of this return to satisfy state reporting requirements

For calendar year 2007, or tax year beginning , 2007, and ending

G Check all that apply Initial return Final return Amended return Address change Name change

Use the IRS label. Otherwise, print or type. See Specific Instructions.

Name of foundation: **THE JOYCE FOUNDATION**

Number and street (or P O box number if mail is not delivered to street address): **70 WEST MADISON STREET, SUITE 2750**

Room/suite: **CHICAGO, IL 60602**

City or town, state, and ZIP code: **CHICAGO, IL 60602**

A Employer identification number: **36-6079185**

B Telephone number (see page 10 of the instructions): **(312) 782-2464**

H Check type of organization Section 501(c)(3) exempt private foundation Section 4947(a)(1) nonexempt charitable trust Other taxable private foundation

I Fair market value of all assets at end of year (from Part II, col (c), line 16) ▶ \$ **986,172,775.**

J Accounting method Cash Accrual Other (specify) _____

(Part I, column (d) must be on cash basis)

C If exemption application is pending, check here

D 1 Foreign organizations, check here
2. Foreign organizations meeting the 85% test, check here and attach computation

E If private foundation status was terminated under section 507(b)(1)(A), check here

F If the foundation is in a 60-month termination under section 507(b)(1)(B), check here

Part I Analysis of Revenue and Expenses (The total of amounts in columns (b), (c), and (d) may not necessarily equal the amounts in column (a) (see page 11 of the instructions))		(a) Revenue and expenses per books	(b) Net investment income	(c) Adjusted net income	(d) Disbursements for charitable purposes (cash basis only)
Revenue	1 Contributions, gifts, grants, etc., received (attach schedule)	2,114,112.			
	2 Check <input type="checkbox"/> if the foundation is not required to attach Sch B				
	3 Interest on savings and temporary cash investments				
	4 Dividends and interest from securities	22,653,969.	22,653,969.		STMT 1
	5a Gross rents				
	b Net rental income or (loss)				
	6a Net gain or (loss) from sale of assets not on line 10	52,546,729.			
	b Gross sales price for all assets on line 6a	321,444,212.			
	7 Capital gain net income (from Part IV, line 2)		52,353,671.		
	8 Net short-term capital gain				
	9 Income modifications				
	10a Gross sales less returns and allowances				
b Less Cost of goods sold					
c Gross profit or (loss) (attach schedule)					
11 Other income (attach schedule)	18,549,955.	18,379,628.		STMT 2	
12 Total. Add lines 1 through 11	95,864,765.	93,387,268.			
Operating and Administrative Expenses	13 Compensation of officers, directors, trustees, etc	878,723.	122,711.		756,012.
	14 Other employee salaries and wages	1,694,554.	190,868.		1,503,686.
	15 Pension plans, employee benefits	769,465.	100,030.		669,435.
	16a Legal fees (attach schedule) STMT 3	57,428.	13,347.	NONE	44,081.
	b Accounting fees (attach schedule) STMT 4	35,001.	NONE	NONE	35,001.
	c Other professional fees (attach schedule) STMT 5	3,396,654.	3,028,043.		368,611.
	17 Interest				
	18 Taxes (attach schedule) (see page 14 of the instructions) *	1,410,405.			
	19 Depreciation (attach schedule) and depletion	7,151.			
	20 Occupancy	382,898.	49,777.		333,121.
	21 Travel, conferences, and meetings	432,104.	7,927.		424,177.
	22 Printing and publications	277,754.			277,754.
	23 Other expenses (attach schedule) STMT 7	708,833.	336,994.		371,839.
	24 Total operating and administrative expenses. Add lines 13 through 23	10,050,970.	3,849,697.	NONE	4,783,717.
	25 Contributions, gifts, grants paid	30,332,027.			35,561,248.
26 Total expenses and disbursements. Add lines 24 and 25	40,382,997.	3,849,697.	NONE	40,344,965.	
27 Subtract line 26 from line 12					
a Excess of revenue over expenses and disbursements	55,481,768.				
b Net investment income (if negative, enter -0-)		89,537,571.			
c Adjusted net income (if negative, enter -0-)			-0-		

RECEIVED
MAR 06 2009
OGDEN, UT
IRS OSC

SCANNED MAR 23 2009

Part II Balance Sheets		Attached schedule and amounts in the description column should be for end-of-year amounts only (See instructions)		Beginning of year	End of year	
		(a) Book Value	(b) Book Value	(c) Fair Market Value		
Assets	1	Cash - non-interest-bearing		197,875.	200,912.	200,912.
	2	Savings and temporary cash investments		20,281,126.	17,863,111.	17,863,111.
	3	Accounts receivable ▶ 339,450.				
		Less: allowance for doubtful accounts ▶		898,781.	339,450.	339,450.
	4	Pledges receivable ▶				
		Less: allowance for doubtful accounts ▶				
	5	Grants receivable				
	6	Receivables due from officers, directors, trustees, and other disqualified persons (attach schedule) (see page 16 of the instructions)				
	7	Other notes and loans receivable (attach schedule) ▶				
		Less: allowance for doubtful accounts ▶				
	8	Inventories for sale or use				
	9	Prepaid expenses and deferred charges				
	10 a	Investments - U S and state government obligations (attach schedule) * *		52,038,930.	37,638,932.	37,638,932.
	b	Investments - corporate stock (attach schedule) . STMT 9		557,138,119.	551,114,663.	551,114,663.
	c	Investments - corporate bonds (attach schedule) . STMT 10		110,573,664.	144,204,490.	144,204,490.
	11	Investments - land, buildings, and equipment basis ▶ 442,761.				
	Less: accumulated depreciation ▶ (attach schedule)		442,761.	442,761.	442,761.	
12	Investments - mortgage loans					
13	Investments - other (attach schedule) STMT 11		163,072,736.	180,154,708.	180,154,708.	
14	Land, buildings, and equipment basis ▶					
	Less: accumulated depreciation ▶ (attach schedule)					
15	Other assets (describe ▶ STMT 12)		70,631,595.	54,213,748.	54,213,748.	
16	Total assets (to be completed by all filers - see the instructions. Also, see page 1, item I)		975,275,587.	986,172,775.	986,172,775.	
Liabilities	17	Accounts payable and accrued expenses		2,685,328.	653,948.	
	18	Grants payable		26,030,009.	20,694,987.	
	19	Deferred revenue				
	20	Loans from officers, directors, trustees, and other disqualified persons				
	21	Mortgages and other notes payable (attach schedule)				
	22	Other liabilities (describe ▶ STMT 13)		72,718,917.	54,540,458.	
23	Total liabilities (add lines 17 through 22)		101,434,254.	75,889,393.		
Net Assets or Fund Balances	Foundations that follow SFAS 117, check here <input checked="" type="checkbox"/> and complete lines 24 through 26 and lines 30 and 31.					
	24	Unrestricted		873,841,333.	908,169,270.	
	25	Temporarily restricted		NONE	2,114,112.	
	26	Permanently restricted				
	Foundations that do not follow SFAS 117, check here and complete lines 27 through 31. <input type="checkbox"/>					
	27	Capital stock, trust principal, or current funds				
	28	Paid-in or capital surplus, or land, bldg, and equipment fund				
	29	Retained earnings, accumulated income, endowment, or other funds				
30	Total net assets or fund balances (see page 17 of the instructions)		873,841,333.	910,283,382.		
31	Total liabilities and net assets/fund balances (see page 17 of the instructions)		975,275,587.	986,172,775.		

Part III Analysis of Changes in Net Assets or Fund Balances

1	Total net assets or fund balances at beginning of year - Part II, column (a), line 30 (must agree with end-of-year figure reported on prior year's return)	1	873,841,333.
2	Enter amount from Part I, line 27a	2	55,481,768.
3	Other increases not included in line 2 (itemize) ▶ SEE STATEMENT 14	3	3.
4	Add lines 1, 2, and 3	4	929,323,104.
5	Decreases not included in line 2 (itemize) ▶ SEE STATEMENT 15	5	19,039,722.
6	Total net assets or fund balances at end of year (line 4 minus line 5) - Part II, column (b), line 30	6	910,283,382.

Part IV Capital Gains and Losses for Tax on Investment Income

(a) List and describe the kind(s) of property sold (e.g., real estate, 2-story brick warehouse, or common stock, 200 shs MLC Co)				(b) How acquired P-Purchase D-Donation	(c) Date acquired (mo., day, yr.)	(d) Date sold (mo., day, yr.)
1a SEE PART IV SCHEDULE						
b						
c						
d						
e						
(e) Gross sales price	(f) Depreciation allowed (or allowable)	(g) Cost or other basis plus expense of sale	(h) Gain or (loss) (e) plus (f) minus (g)			
a						
b						
c						
d						
e						
Complete only for assets showing gain in column (h) and owned by the foundation on 12/31/69			(i) Gains (Col (h) gain minus col (k), but not less than -0-) or Losses (from col (h))			
(i) F M V as of 12/31/69	(j) Adjusted basis as of 12/31/69	(k) Excess of col (i) over col (j), if any				
a						
b						
c						
d						
e						
2 Capital gain net income or (net capital loss)				2	52,353,671.	
3 Net short-term capital gain or (loss) as defined in sections 1222(5) and (6) If gain, also enter in Part I, line 8, column (c) (see pages 13 and 17 of the instructions) If (loss), enter -0- in Part I, line 8.					3	

Part V Qualification Under Section 4940(e) for Reduced Tax on Net Investment Income

(For optional use by domestic private foundations subject to the section 4940(a) tax on net investment income)

If section 4940(d)(2) applies, leave this part blank

Was the foundation liable for the section 4942 tax on the distributable amount of any year in the base period? Yes No
If "Yes," the foundation does not qualify under section 4940(e) Do not complete this part

1 Enter the appropriate amount in each column for each year, see page 18 of the instructions before making any entries

(a) Base period years Calendar year (or tax year beginning in)	(b) Adjusted qualifying distributions	(c) Net value of noncharitable-use assets	(d) Distribution ratio (col (b) divided by col (c))
2006	39,100,055.	847,136,730.	0.046156
2005	35,900,722.	796,282,484.	0.045085
2004	38,728,251.	751,925,194.	0.051505
2003	35,184,082.	659,283,807.	0.053367
2002	40,298,486.	690,632,280.	0.058350
2 Total of line 1, column (d)			2 0.254463
3 Average distribution ratio for the 5-year base period - divide the total on line 2 by 5, or by the number of years the foundation has been in existence if less than 5 years			3 0.050893
4 Enter the net value of noncharitable-use assets for 2007 from Part X, line 5			4 918,365,169.
5 Multiply line 4 by line 3			5 46,738,359.
6 Enter 1% of net investment income (1% of Part I, line 27b)			6 895,376.
7 Add lines 5 and 6			7 47,633,735.
8 Enter qualifying distributions from Part XII, line 4			8 40,344,965.

If line 8 is equal to or greater than line 7, check the box in Part VI, line 1b, and complete that part using a 1% tax rate See the Part VI instructions on page 18

Part VI Excise Tax Based on Investment Income (Section 4940(a), 4940(b), 4940(e), 4948 - see page 18 of the instructions)

Table with 11 rows for excise tax calculations. Includes sub-rows 6a-6d for credits and payments. Total tax due is 38,388.

Part VII-A Statements Regarding Activities

Table with 10 rows of activity statements. Includes questions about political campaigns, expenditures, and state reporting. Includes sub-rows 8a-8b for state reporting details.

Part VII-A Statements Regarding Activities (continued)

11a At any time during the year, did the foundation, directly or indirectly, own a controlled entity within the meaning of section 512(b)(13)? If "Yes," attach schedule (see page 20 of the instructions) 11a X
b If "Yes," did the foundation have a binding written contract in effect on August 17, 2006, covering the interest, rents, royalties, and annuities described in the attachment for line 11a? 11b X
12 Did the foundation acquire a direct or indirect interest in any applicable insurance contract? 12 X
13 Did the foundation comply with the public inspection requirements for its annual returns and exemption application? Website address WWW.JOYCEFOUNDATION.ORG 13 X
14 The books are in care of DEBORAH GILLESPIE Telephone no 312-782-2464 Located at 70 W. MADISON ST CHICAGO, IL ZIP + 4 60602
15 Section 4947(a)(1) nonexempt charitable trusts filing Form 990-F in lieu of Form 1041 - Check here N/A and enter the amount of tax-exempt interest received or accrued during the year 15

Part VII-B Statements Regarding Activities for Which Form 4720 May Be Required

File Form 4720 if any item is checked in the "Yes" column, unless an exception applies.
1a During the year did the foundation (either directly or indirectly)
(1) Engage in the sale or exchange, or leasing of property with a disqualified person? Yes No X
(2) Borrow money from, lend money to, or otherwise extend credit to (or accept it from) a disqualified person? Yes No X
(3) Furnish goods, services, or facilities to (or accept them from) a disqualified person? Yes No X
(4) Pay compensation to, or pay or reimburse the expenses of, a disqualified person? X Yes No
(5) Transfer any income or assets to a disqualified person (or make any of either available for the benefit or use of a disqualified person)? Yes No X
(6) Agree to pay money or property to a government official? (Exception. Check "No" if the foundation agreed to make a grant to or to employ the official for a period after termination of government service, if terminating within 90 days) Yes No X
b If any answer is "Yes" to 1a(1)-(6), did any of the acts fail to qualify under the exceptions described in Regulations section 53.4941(d)-3 or in a current notice regarding disaster assistance (see page 22 of the instructions)? Organizations relying on a current notice regarding disaster assistance check here 1b X
c Did the foundation engage in a prior year in any of the acts described in 1a, other than excepted acts, that were not corrected before the first day of the tax year beginning in 2007? 1c X
2 Taxes on failure to distribute income (section 4942) (does not apply for years the foundation was a private operating foundation defined in section 4942(j)(3) or 4942(j)(5))
a At the end of tax year 2007, did the foundation have any undistributed income (lines 6d and 6e, Part XIII) for tax year(s) beginning before 2007? Yes No X
If "Yes," list the years
b Are there any years listed in 2a for which the foundation is not applying the provisions of section 4942(a)(2) (relating to incorrect valuation of assets) to the year's undistributed income? (If applying section 4942(a)(2) to all years listed, answer "No" and attach statement - see page 22 of the instructions) 2b X
c If the provisions of section 4942(a)(2) are being applied to any of the years listed in 2a, list the years here.
3a Did the foundation hold more than a 2% direct or indirect interest in any business enterprise at any time during the year? Yes No X
b If "Yes," did it have excess business holdings in 2007 as a result of (1) any purchase by the foundation or disqualified persons after May 26, 1969, (2) the lapse of the 5-year period (or longer period approved by the Commissioner under section 4943(c)(7)) to dispose of holdings acquired by gift or bequest, or (3) the lapse of the 10-, 15-, or 20-year first phase holding period? (Use Schedule C, Form 4720, to determine if the foundation had excess business holdings in 2007) 3b N/A
4a Did the foundation invest during the year any amount in a manner that would jeopardize its charitable purposes? 4a X
b Did the foundation make any investment in a prior year (but after December 31, 1969) that could jeopardize its charitable purpose that had not been removed from jeopardy before the first day of the tax year beginning in 2007? 4b X

Part VII-B Statements Regarding Activities for Which Form 4720 May Be Required (continued)

5a During the year did the foundation pay or incur any amount to:

(1) Carry on propaganda, or otherwise attempt to influence legislation (section 4945(e))? Yes No

(2) Influence the outcome of any specific public election (see section 4955), or to carry on, directly or indirectly, any voter registration drive? Yes No

(3) Provide a grant to an individual for travel, study, or other similar purposes? Yes No

(4) Provide a grant to an organization other than a charitable, etc., organization described in section 509(a)(1), (2), or (3), or section 4940(d)(2)? (see page 22 of the instructions) ^{See statement} Yes No

(5) Provide for any purpose other than religious, charitable, scientific, literary, or educational purposes, or for the prevention of cruelty to children or animals? Yes No

b If any answer is "Yes" to 5a(1)-(5), did any of the transactions fail to qualify under the exceptions described in Regulations section 53.4945 or in a current notice regarding disaster assistance (see page 22 of the instructions)? Yes No
 Organizations relying on a current notice regarding disaster assistance check here

c If the answer is "Yes" to question 5a(4), does the foundation claim exemption from the tax because it maintained expenditure responsibility for the grant? Yes No
 If "Yes," attach the statement required by Regulations section 53.4945-5(d).

6a Did the foundation, during the year, receive any funds, directly or indirectly, to pay premiums on a personal benefit contract? Yes No

b Did the foundation, during the year, pay premiums, directly or indirectly, on a personal benefit contract? Yes No
 If you answered "Yes" to 6b, also file Form 8870

7a At any time during the tax year, was the foundation a party to a prohibited tax shelter transaction? Yes No

b If yes, did the foundation receive any proceeds or have any net income attributable to the transaction? Yes No

Part VIII Information About Officers, Directors, Trustees, Foundation Managers, Highly Paid Employees, and Contractors

1 List all officers, directors, trustees, foundation managers and their compensation (see page 23 of the instructions).

(a) Name and address	(b) Title, and average hours per week devoted to position	(c) Compensation (If not paid, enter -0-)	(d) Contributions to employee benefit plans and deferred compensation	(e) Expense account, other allowances
SEE STATEMENT 17		878,723.	114,295.	NONE

2 Compensation of five highest-paid employees (other than those included on line 1 - see page 23 of the instructions). If none, enter "NONE."

(a) Name and address of each employee paid more than \$50,000	(b) Title, and average hours per week devoted to position	(c) Compensation	(d) Contributions to employee benefit plans and deferred compensation	(e) Expense account, other allowances
SEE STATEMENT 20		594,300.	165,510.	NONE

Total number of other employees paid over \$50,000 10

Part VIII Information About Officers, Directors, Trustees, Foundation Managers, Highly Paid Employees, and Contractors (continued)

3 Five highest-paid independent contractors for professional services (see page 23 of the instructions). If none, enter "NONE."

(a) Name and address of each person paid more than \$50,000	(b) Type of service	(c) Compensation
SEE STATEMENT 21		1,382,723.

Total number of others receiving over \$50,000 for professional services NONE

Part IX-A Summary of Direct Charitable Activities

List the foundation's four largest direct charitable activities during the tax year. Include relevant statistical information such as the number of organizations and other beneficiaries served, conferences convened, research papers produced, etc	Expenses
1 N/A	
2	
3	
4	

Part IX-B Summary of Program-Related Investments (see page 24 of the instructions)

Describe the two largest program-related investments made by the foundation during the tax year on lines 1 and 2	Amount
1 NONE	
2	
All other program-related investments See page 24 of the instructions	
3 NONE	
Total. Add lines 1 through 3	

Part X Minimum Investment Return (All domestic foundations must complete this part. Foreign foundations, see page 24 of the instructions)

1	Fair market value of assets not used (or held for use) directly in carrying out charitable, etc., purposes		
a	Average monthly fair market value of securities	1a	897,571,695.
b	Average of monthly cash balances	1b	34,778,730.
c	Fair market value of all other assets (see page 25 of the instructions)	1c	NONE
d	Total (add lines 1a, b, and c)	1d	932,350,425.
e	Reduction claimed for blockage or other factors reported on lines 1a and 1c (attach detailed explanation)	1e	
2	Acquisition indebtedness applicable to line 1 assets	2	NONE
3	Subtract line 2 from line 1d	3	932,350,425.
4	Cash deemed held for charitable activities Enter 1 1/2% of line 3 (for greater amount, see page 25 of the instructions)	4	13,985,256.
5	Net value of noncharitable-use assets. Subtract line 4 from line 3 Enter here and on Part V, line 4	5	918,365,169.
6	Minimum investment return. Enter 5% of line 5	6	45,918,258.

Part XI Distributable Amount (see page 25 of the instructions) (Section 4942(j)(3) and (j)(5) private operating foundations and certain foreign organizations check here and do not complete this part)

1	Minimum investment return from Part X, line 6	1	45,918,258.
2a	Tax on investment income for 2007 from Part VI, line 5	2a	1,790,751.
b	Income tax for 2007 (This does not include the tax from Part VI)	2b	
c	Add lines 2a and 2b	2c	1,790,751.
3	Distributable amount before adjustments Subtract line 2c from line 1	3	44,127,507.
4	Recoveries of amounts treated as qualifying distributions <i>See Statement XI-7</i>	4	105,800.
5	Add lines 3 and 4	5	44,233,307.
6	Deduction from distributable amount (see page 25 of the instructions)	6	
7	Distributable amount as adjusted Subtract line 6 from line 5 Enter here and on Part XIII, line 1	7	44,233,307.

Part XII Qualifying Distributions (see page 26 of the instructions)

1	Amounts paid (including administrative expenses) to accomplish charitable, etc., purposes		
a	Expenses, contributions, gifts, etc - total from Part I, column (d), line 26	1a	40,344,965.
b	Program-related investments - total from Part IX-B	1b	NONE
2	Amounts paid to acquire assets used (or held for use) directly in carrying out charitable, etc., purposes	2	222,748.
3	Amounts set aside for specific charitable projects that satisfy the		
a	Suitability test (prior IRS approval required)	3a	NONE
b	Cash distribution test (attach the required schedule)	3b	NONE
4	Qualifying distributions. Add lines 1a through 3b Enter here and on Part V, line 8, and Part XIII, line 4	4	40,567,713.
5	Foundations that qualify under section 4940(e) for the reduced rate of tax on net investment income Enter 1% of Part I, line 27b (see page 26 of the instructions)	5	N/A
6	Adjusted qualifying distributions. Subtract line 5 from line 4	6	40,567,713.

Note: The amount on line 6 will be used in Part V, column (b), in subsequent years when calculating whether the foundation qualifies for the section 4940(e) reduction of tax in those years

Part XIII Undistributed Income (see page 26 of the instructions)

	(a) Corpus	(b) Years prior to 2006	(c) 2006	(d) 2007
1 Distributable amount for 2007 from Part XI, line 7				44,233,307.
2 Undistributed income, if any, as of the end of 2006				
a Enter amount for 2006 only			35,238,818.	
b Total for prior years				
3 Excess distributions carryover, if any, to 2007				
a From 2002				
b From 2003				
c From 2004				
d From 2005				
e From 2006				
f Total of lines 3a through e				
4 Qualifying distributions for 2007 from Part XII, line 4 ▶ \$ <u>40,567,713.</u>				
a Applied to 2006, but not more than line 2a			35,238,818.	
b Applied to undistributed income of prior years (Election required - see page 27 of the instructions)				
c Treated as distributions out of corpus (Election required - see page 27 of the instructions)				
d Applied to 2007 distributable amount				5,328,895.
e Remaining amount distributed out of corpus				
5 Excess distributions carryover applied to 2007 (if an amount appears in column (d), the same amount must be shown in column (a))				
6 Enter the net total of each column as indicated below:				
a Corpus Add lines 3f, 4c, and 4e Subtract line 5				
b Prior years' undistributed income Subtract line 4b from line 2b				
c Enter the amount of prior years' undistributed income for which a notice of deficiency has been issued, or on which the section 4942(a) tax has been previously assessed				
d Subtract line 6c from line 6b Taxable amount - see page 27 of the instructions				
e Undistributed income for 2006 Subtract line 4a from line 2a Taxable amount - see page 27 of the instructions				
f Undistributed income for 2007 Subtract lines 4d and 5 from line 1 This amount must be distributed in 2008				38,904,412.
7 Amounts treated as distributions out of corpus to satisfy requirements imposed by section 170(b)(1)(F) or 4942(g)(3) (see page 27 of the instructions)				
8 Excess distributions carryover from 2002 not applied on line 5 or line 7 (see page 27 of the instructions)				
9 Excess distributions carryover to 2008. Subtract lines 7 and 8 from line 6a				
10 Analysis of line 9				
a Excess from 2003				
b Excess from 2004				
c Excess from 2005				
d Excess from 2006				
e Excess from 2007				

Part XIV Private Operating Foundations (see page 27 of the instructions and Part VII-A, question 9) NOT APPLICABLE

1 a If the foundation has received a ruling or determination letter that it is a private operating foundation, and the ruling is effective for 2007, enter the date of the ruling

b Check box to indicate whether the foundation is a private operating foundation described in section 4942(j)(3) or 4942(j)(5)

	Tax year	Prior 3 years			(e) Total
	(a) 2007	(b) 2006	(c) 2005	(d) 2004	
2 a Enter the lesser of the adjusted net income from Part I or the minimum investment return from Part X for each year listed					
b 85% of line 2a					
c Qualifying distributions from Part XII, line 4 for each year listed					
d Amounts included in line 2c not used directly for active conduct of exempt activities					
e Qualifying distributions made directly for active conduct of exempt activities Subtract line 2d from line 2c					
3 Complete 3a, b, or c for the alternative test relied upon					
a "Assets" alternative test - enter					
(1) Value of all assets					
(2) Value of assets qualifying under section 4942(j)(3)(B)(i)					
b "Endowment" alternative test - enter 2/3 of minimum investment return shown in Part X, line 6 for each year listed					
c "Support" alternative test - enter					
(1) Total support other than gross investment income (interest, dividends, rents, payments on securities loans (section 512(a)(5)), or royalties)					
(2) Support from general public and 5 or more exempt organizations as provided in section 4942(j)(3)(B)(iii)					
(3) Largest amount of support from an exempt organization					
(4) Gross investment income					

Part XV Supplementary Information (Complete this part only if the foundation had \$5,000 or more in assets at any time during the year - see page 28 of the instructions.)

1 Information Regarding Foundation Managers:

a List any managers of the foundation who have contributed more than 2% of the total contributions received by the foundation before the close of any tax year (but only if they have contributed more than \$5,000) (See section 507(d)(2))

NOT APPLICABLE

b List any managers of the foundation who own 10% or more of the stock of a corporation (or an equally large portion of the ownership of a partnership or other entity) of which the foundation has a 10% or greater interest

NOT APPLICABLE

2 Information Regarding Contribution, Grant, Gift, Loan, Scholarship, etc., Programs:

Check here if the foundation only makes contributions to preselected charitable organizations and does not accept unsolicited requests for funds. If the foundation makes gifts, grants, etc (see page 28 of the instructions) to individuals or organizations under other conditions, complete items 2a, b, c, and d

a The name, address, and telephone number of the person to whom applications should be addressed

SEE STATEMENT 22

b The form in which applications should be submitted and information and materials they should include

STATEMENT 22 ATTACHMENT

c Any submission deadlines

STATEMENT 22 ATTACHMENT

d Any restrictions or limitations on awards, such as by geographical areas, charitable fields, kinds of institutions, or other factors

STATEMENT 22 ATTACHMENT

Part XV Supplementary Information (continued)

3 Grants and Contributions Paid During the Year or Approved for Future Payment

Recipient	If recipient is an individual, show any relationship to any foundation manager or substantial contributor	Foundation status of recipient	Purpose of grant or contribution	Amount
Name and address (home or business)				
<p>a Paid during the year SEE PART XV (3) STATEMENT</p>				35,561,248.
Total				▶ 3a 35,561,248.
<p>b Approved for future payment SEE PART XV (3) STATEMENT</p>				20,694,987.
Total				▶ 3b 20,694,987.

Part XVII Information Regarding Transfers To and Transactions and Relationships With Noncharitable Exempt Organizations

- 1** Did the organization directly or indirectly engage in any of the following with any other organization described in section 501(c) of the Code (other than section 501(c)(3) organizations) or in section 527, relating to political organizations?
- a** Transfers from the reporting foundation to a noncharitable exempt organization of
- (1) Cash 1a(1) Yes No
- (2) Other assets 1a(2) Yes No
- b** Other transactions
- (1) Sales of assets to a noncharitable exempt organization 1b(1) Yes No
- (2) Purchases of assets from a noncharitable exempt organization 1b(2) Yes No
- (3) Rental of facilities, equipment, or other assets 1b(3) Yes No
- (4) Reimbursement arrangements 1b(4) Yes No
- (5) Loans or loan guarantees 1b(5) Yes No
- (6) Performance of services or membership or fundraising solicitations 1b(6) Yes No
- c** Sharing of facilities, equipment, mailing lists, other assets, or paid employees 1c Yes No
- d** If the answer to any of the above is "Yes," complete the following schedule. Column (b) should always show the fair market value of the goods, other assets, or services given by the reporting foundation. If the foundation received less than fair market value in any transaction or sharing arrangement, show in column (d) the value of the goods, other assets, or services received.

(a) Line no	(b) Amount involved	(c) Name of noncharitable exempt organization	(d) Description of transfers, transactions, and sharing arrangements
	N/A		N/A

2 a Is the foundation directly or indirectly affiliated with, or related to, one or more tax-exempt organizations described in section 501(c) of the Code (other than section 501(c)(3)) or in section 527? Yes No

b If "Yes," complete the following schedule

(a) Name of organization	(b) Type of organization	(c) Description of relationship

Under penalties of perjury, I declare that I have examined this return, including accompanying schedules and statements, and to the best of my knowledge and belief, it is true, correct, and complete. Declaration of preparer (other than taxpayer or fiduciary) is based on all information of which preparer has any knowledge.

Signature of officer or trustee: *John Alburdy* Date: 12/24/09 Title: President

Preparer's signature: *Susan [Signature]* Date: 1/30/09 Check if self-employed Preparer's SSN or PTIN: P00068936

Firm's name (or yours if self-employed), address, and ZIP code: BDO SEIDMAN, LLP 233 N. MICHIGAN AVE., SUITE 2500 CHICAGO, IL 60601-5923 EIN: 13-5381590 Phone no: 312-856-9100

Name of organization THE JOYCE FOUNDATION	Employer identification number 36-6079185
--	--

Organization type (check one).

Filers of:

Section:

- | | |
|--------------------|--|
| Form 990 or 990-EZ | <input type="checkbox"/> 501(c)() (enter number) organization
<input type="checkbox"/> 4947(a)(1) nonexempt charitable trust not treated as a private foundation
<input type="checkbox"/> 527 political organization |
| Form 990-PF | <input checked="" type="checkbox"/> 501(c)(3) exempt private foundation
<input type="checkbox"/> 4947(a)(1) nonexempt charitable trust treated as a private foundation
<input type="checkbox"/> 501(c)(3) taxable private foundation |

Check if your organization is covered by the **General Rule** or a **Special Rule**. (Note: Only a section 501(c)(7), (8), or (10) organization can check boxes for both the General Rule and a Special Rule - see instructions)

General Rule -

- For organizations filing Form 990, 990-EZ, or 990-PF that received, during the year, \$5,000 or more (in money or property) from any one contributor. (Complete Parts I and II)

Special Rules -

- For a section 501(c)(3) organization filing Form 990, or Form 990-EZ, that met the 33 1/3 % support test of the regulations under sections 509(a)(1)/170(b)(1)(A)(vi), and received from any one contributor, during the year, a contribution of the greater of \$5,000 or 2% of the amount on line 1 of these forms (Complete Parts I and II)
- For a section 501(c)(7), (8), or (10) organization filing Form 990, or Form 990-EZ, that received from any one contributor, during the year, aggregate contributions or bequests of more than \$1,000 for use *exclusively* for religious, charitable, scientific, literary, or educational purposes, or the prevention of cruelty to children or animals (Complete Parts I, II, and III)
- For a section 501(c)(7), (8), or (10) organization filing Form 990, or Form 990-EZ, that received from any one contributor, during the year, some contributions for use *exclusively* for religious, charitable, etc , purposes, but these contributions did not aggregate to more than \$1,000 (If this box is checked, enter here the total contributions that were received during the year for an *exclusively* religious, charitable, etc , purpose Do not complete any of the Parts unless the **General Rule** applies to this organization because it received nonexclusively religious, charitable, etc , contributions of \$5,000 or more during the year) ▶ \$ _____

Caution: Organizations that are not covered by the General Rule and/or the Special Rules do not file Schedule B (Form 990, 990-EZ, or 990-PF), but they **must** check the box in the heading of their Form 990, Form 990-EZ, or on line 2 of their Form 990-PF, to certify that they do not meet the filing requirements of Schedule B (Form 990, 990-EZ, or 990-PF).

Name of organization **THE JOYCE FOUNDATION**

Employer identification number
36-6079185

Part I Contributors (See Specific Instructions)

(a) No.	(b) Name, address, and ZIP + 4	(c) Aggregate contributions	(d) Type of contribution
1	ANONYMOUS 	\$ 2,114,112.	Person <input checked="" type="checkbox"/> Payroll <input type="checkbox"/> Noncash <input type="checkbox"/> (Complete Part II if there is a noncash contribution)
	 	\$ _____	Person <input type="checkbox"/> Payroll <input type="checkbox"/> Noncash <input type="checkbox"/> (Complete Part II if there is a noncash contribution)
	 	\$ _____	Person <input type="checkbox"/> Payroll <input type="checkbox"/> Noncash <input type="checkbox"/> (Complete Part II if there is a noncash contribution)
	 	\$ _____	Person <input type="checkbox"/> Payroll <input type="checkbox"/> Noncash <input type="checkbox"/> (Complete Part II if there is a noncash contribution)
	 	\$ _____	Person <input type="checkbox"/> Payroll <input type="checkbox"/> Noncash <input type="checkbox"/> (Complete Part II if there is a noncash contribution)
	 	\$ _____	Person <input type="checkbox"/> Payroll <input type="checkbox"/> Noncash <input type="checkbox"/> (Complete Part II if there is a noncash contribution)
	 	\$ _____	Person <input type="checkbox"/> Payroll <input type="checkbox"/> Noncash <input type="checkbox"/> (Complete Part II if there is a noncash contribution)

FEDERAL FOOTNOTES

=====

THE RETURN WAS AMENDED TO INCLUDE \$222,748 IN AMOUNTS PAID TO ACQUIRE ASSETS USED TO CARRY OUT CHARITABLE PURPOSES. SEE PAGE 8, PART XII, LINE 2.

FORM 990-PF - PART IV
CAPITAL GAINS AND LOSSES FOR TAX ON INVESTMENT INCOME

Kind of Property		Description				P or D	Date acquired	Date sold
Gross sale price less expenses of sale	Depreciation allowed/ allowable	Cost or other basis	FMV as of 12/31/69	Adj basis as of 12/31/69	Excess of FMV over adj basis		Gain or (loss)	
15,098.		NT 26-36252 SEE ATTACHED					08312006	11152007
		15,058.					40.	
14243755.		NT-26-27568 SEE ATTACHED					VARIOUS	VARIOUS
		13582057.					661,698.	
10838499.		NT 26-27569 SEE ATTACHED					VARIOUS	VARIOUS
		7,820,890.					3,017,609.	
17940091.		NT 26-36074 SEE ATTACHED					VARIOUS	VARIOUS
		11773897.					6,166,194.	
33083632.		NT 26-36079 SEE ATTACHED					VARIOUS	VARIOUS
		22577327.					10506305.	
14,911.		NT JOY01 17-36142 SEE ATTACHED					VARIOUS	VARIOUS
							14,911.	
37134224.		JOY02 - BOSTON SEE ATTACHED					VARIOUS	VARIOUS
		29686771.					7,447,453.	
5,536,124.		NT JOY03 17-19013 SEE ATTACHED					VARIOUS	VARIOUS
							5,536,124.	
3,853,167.		NT JOY05 17-83633 SEE ATTACHED					VARIOUS	VARIOUS
							3,853,167.	
64543243.		NT-2636077 SEE ATTACHED					VARIOUS	VARIOUS
		65983258.					-1440015.	
26433418.		NT-2636077 SEE ATTACHED					VARIOUS	VARIOUS
		26717034.					-283,616.	

**FORM 990-PF - PART IV
CAPITAL GAINS AND LOSSES FOR TAX ON INVESTMENT INCOME**

Kind of Property		Description				P or D	Date acquired	Date sold
Gross sale price less expenses of sale	Depreciation allowed/ allowable	Cost or other basis	FMV as of 12/31/69	Adj basis as of 12/31/69	Excess of FMV over adj basis		Gain or (loss)	
155,617.		NT 26-36077 CAPITAL GAIN SEE ATTACHED					VARIOUS	VARIOUS
						155,617.		
		NT 26-36077 SEC 1256 LOSS SEE ATTACHED					VARIOUS	VARIOUS
						14,467.	-14,467.	
		NT 26-36077 SEC 1256 LOSS SEE ATTACHED					VARIOUS	VARIOUS
						21,701.	-21,701.	
1,068,420.		NT 26-36103 SEE ATTACHED					12/14/07	12/20/07
						1,114,112.	-45,692.	
		NT 26-36103 CAPITAL GAIN SEE ATTACHED					VARIOUS	VARIOUS
194,806.						194,806.		
		NT 26-26615 SEE ATTACHED					11012007	11062007
220,690.						2,503.	218,187.	
		NT JOY05 17-83633 SEE ATTACHED					VARIOUS	VARIOUS
347,585.						347,585.		
		NT JOY03 17-19013 SEE ATTACHED					VARIOUS	VARIOUS
						13,315.	-13,315.	
		NT 26-36252 SEE ATTACHED					VARIOUS	VARIOUS
44,219.						44,640.	-421.	
		NT 26-36252 COMMON TRUST FND SEE ATTACH					VARIOUS	VARIOUS
75,051.						75,051.		
4,747,292.		NT 26-36252 COMMON TRUST FND SEE ATTACH					VARIOUS	VARIOUS
						4,747,292.		

**FORM 990-PF - PART IV
CAPITAL GAINS AND LOSSES FOR TAX ON INVESTMENT INCOME**

Kind of Property		Description				P or D	Date acquired	Date sold
Gross sale price less expenses of sale	Depreciation allowed/ allowable	Cost or other basis	FMV as of 12/31/69	Adj basis as of 12/31/69	Excess of FMV over adj basis		Gain or (loss)	
2,539,705.		NT-26-27568	SEE ATTACHED				VARIOUS	VARIOUS
		1,962,858.				576,847.		
89281348.		NT 26-27569	SEE ATTACHED				VARIOUS	VARIOUS
		86474114.				2,807,234.		
		NT 26-27569	CAPITAL GAIN SEE ATTACHED				VARIOUS	VARIOUS
350.						350.		
		NT 26-27569	CAPITAL GAIN SEE ATTACHED				VARIOUS	VARIOUS
179.						179.		
1,536,269.		NT 26-36074	SEE ATTACHED				VARIOUS	VARIOUS
		1,227,185.				309,084.		
		NT 26-36074	CAPITAL GAIN SEE ATTACHED				VARIOUS	VARIOUS
53,652.						53,652.		
		NT 26-36079	SEE ATTACHED				VARIOUS	VARIOUS
59,354.		59,354.						
		NT 26-36079	COMMON TRUST FND SEE ATTACHE				VARIOUS	VARIOUS
343,990.						343,990.		
		NT 26-36079	COMMON TRUST FND SEE ATTACHE				VARIOUS	VARIOUS
7,139,523.						7,139,523.		

**FORM 990-PF - PART IV
CAPITAL GAINS AND LOSSES FOR TAX ON INVESTMENT INCOME**

Kind of Property		Description				P or D	Date acquired	Date sold
Gross sale price less expenses of sale	Depreciation allowed/ allowable	Cost or other basis	FMV as of 12/31/69	Adj basis as of 12/31/69	Excess of FMV over adj basis		Gain or (loss)	
TOTAL GAIN (LOSS)							----- 52353671. =====	

FORM 990PF, PART I - DIVIDENDS AND INTEREST FROM SECURITIES

DESCRIPTION	REVENUE AND EXPENSES PER BOOKS	NET INVESTMENT INCOME
DIVIDENDS	21,137,999.	21,137,999.
INTEREST	1,515,970.	1,515,970.
TOTAL	22,653,969.	22,653,969.

FORM 990PF, PART I - OTHER INCOME

DESCRIPTION	REVENUE AND EXPENSES PER BOOKS	NET INVESTMENT INCOME
INCOME ON SECURITIES LENDING	290,954.	290,954.
OTHER INCOME	193,757.	193,757.
REVERSION OF QUALIFIED PLAN ASSETS	53,767.	53,767.
PARTNERSHIP INCOME:		
PIMCO STOCKPLUS	8,587,383.	8,587,383.
WILLIAM BLAIR FUND	571.	321.
WILLIAM BLAIR FUND II	-448,298.	-448,298.
WILLIAM BLAIR FUND III	2,883,967.	2,883,967.
MERIT MEZZANINE FUND IV	302,850.	335,979.
FRONTENAC FUND VII	18,073.	18,073.
FRONTENAC FUND VIII	1,099,454.	1,099,454.
GOLDER, THOMAS, CRESSEY FUND IV	103,515.	103,515.
GOLDER, THOMAS, CRESSEY FUND V	392,661.	392,661.
GOLDER, THOMAS, CRESSEY FUND VI	-1,785,520.	-1,785,520.
GOLDER, THOMAS, CRESSEY FUND VII	3,065,267.	3,065,267.
GOLDER, THOMAS, CRESSEY FUND VIIA	1,607,185.	1,607,185.
GOLDER, THOMAS, CRESSEY FUND VIII	2,302,182.	2,302,182.
FISHER LYNCH	-110,908.	-132,202.
FISHER LYNCH BUY OUT	22,121.	-159,856.
GOLDER, THOMAS, CRESSEY FUND VIII AIV	11,107.	10,939.
GOLDER, THOMAS, CRESSEY FUND IX A	-20,170.	-19,943.
PIMCO DISTRESSED MORTGAGE FUND	10,970.	10,970.
WALTON STREET REAL ESTATE	-30,933.	-30,927.
TOTALS	18,549,955.	18,379,628.

FORM 990PF, PART I -- LEGAL FEES

DESCRIPTION	REVENUE AND EXPENSES PER BOOKS	NET INVESTMENT INCOME	ADJUSTED NET INCOME	CHARITABLE PURPOSES
LEGAL FEES	57,428.	13,347.		44,081.
TOTALS	57,428.	13,347.	NONE	44,081.

FORM 990PF, PART I - ACCOUNTING FEES

DESCRIPTION	REVENUE AND EXPENSES PER BOOKS	NET INVESTMENT INCOME	ADJUSTED NET INCOME	CHARITABLE PURPOSES
ACCOUNTING FEES	35,001.			35,001.
TOTALS	35,001.	NONE	NONE	35,001.

FORM 990PF, PART I - OTHER PROFESSIONAL FEES

DESCRIPTION	REVENUE AND EXPENSES PER BOOKS	NET INVESTMENT INCOME	CHARITABLE PURPOSES
PENSION ADMINISTRATION	4,000.	NONE	4,000.
PROGRAM DEVELOPMENT	220,811.	NONE	220,811.
INVESTMENT MANAGEMENT - SEE AT PART I, LINE 16 ATTACHMENT	3,028,043.	3,028,043.	
ART DESIGN	143,800.	NONE	143,800.
TOTALS	3,396,654.	3,028,043.	368,611.

FORM 990PF, PART I - TAXES
=====

DESCRIPTION -----	REVENUE AND EXPENSES PER BOOKS -----
FEDERAL EXCISE TAX	1,759,255.
DEFERRED FEDERAL EXCISE TAX	-349,000.
INCOME AND REPLACEMENT TAX	150.

TOTALS	1,410,405. =====

FORM 990PF, PART I - OTHER EXPENSES

DESCRIPTION	REVENUE AND EXPENSES PER BOOKS	NET INVESTMENT INCOME	CHARITABLE PURPOSES
INSURANCE	46,884.	5,626.	41,258.
MAINTENANCE & EQUIPMENT RENTAL	19,811.	2,377.	17,434.
OFFICE SUPPLIES	36,853.	4,422.	32,431.
POSTAGE & DELIVERY	11,217.	1,346.	9,871.
RECORD RETENTION	24,930.	2,992.	21,938.
TELEPHONE & TELECOMMUNICATION	38,550.	4,626.	33,924.
INFORMATION TECHNOLOGY	49,858.	5,983.	43,875.
RECRUITMENT	77,731.	NONE	77,731.
EQUIPMENT	10,461.	1,255.	9,206.
MISCELLANEOUS	1,669.	NONE	1,669.
PAYROLL ADMIN FEES	4,328.	NONE	4,328.
PROGRAM DEVELOPMENT	61,982.	NONE	61,982.
BANK CHARGES	291,890.	291,890.	NONE
OTHER INVESTMENT EXPENSES	15,249.	15,249.	NONE
BUINESS CONTINUITY COMMUNCIATION	10,228.	1,228.	9,000.
	7,192.	NONE	7,192.
TOTALS	708,833.	336,994.	371,839.

FORM 990PF, PART II - U.S. AND STATE OBLIGATIONS

DESCRIPTION	ENDING BOOK VALUE	ENDING FMV
PIMCO	37,638,932.	37,638,932.
US OBLIGATIONS TOTAL	37,638,932.	37,638,932.

FORM 990PF, PART II - CORPORATE STOCK

DESCRIPTION	ENDING BOOK VALUE	ENDING FMV
BARROW HANLEY (BHMS)	82,100,582.	82,100,582.
OFFICE STOCK	3,488,344.	3,488,344.
PIMCO	1,496,984.	1,496,984.
BOSTON COMPANY	37,099,454.	37,099,454.
JARISLOWSKY	75,540,442.	75,540,442.
BARCLAYS	192,280,781.	192,280,781.
FRIESS ASSOCIATES	53,741,464.	53,741,464.
PRIVATE CAPITAL	33,627,495.	33,627,495.
SILCHESTER FUND	40,615,963.	40,615,963.
BGI AWCI	31,123,154.	31,123,154.
TOTALS	551,114,663.	551,114,663.

FORM 990PF, PART II - CORPORATE BONDS

DESCRIPTION	ENDING BOOK VALUE	ENDING FMV
PIMCO	144,204,490.	144,204,490.
TOTALS	144,204,490.	144,204,490.

THE JOYCE FOUNDATION

FORM 990PF, PART II - OTHER INVESTMENTS

DESCRIPTION	ENDING BOOK VALUE	ENDING FMV
WILLIAM BLAIR MEZZANINE CAPITAL FUND, L.P.	1,022.	1,022.
WILLIAM BLAIR MEZZANINE CAPITAL FUND II, L.P.	1,980,730.	1,980,730.
WILLIAM BLAIR MEZZANINE CAPITAL FUND III, L.P.	1,595,827.	1,595,827.
WILLIAM BLAIR MEZZANINE CAPITAL FUND IV, L.P.	3,350,776.	3,350,776.
FISHER LYNCH VENTURE L.P.	2,974,452.	2,974,452.
FISHER LYNCH BUY OUT L.P.	4,338,287.	4,338,287.
FRONTENAC VII, L.P.	37,350.	37,350.
FRONTENAC VIII, L.P.	4,336,125.	4,336,125.
GTCR FUND IV, L.P.	14,033.	14,033.
GTCR FUND V, L.P.	568,251.	568,251.
GTCR FUND VI, L.P.	2,518,968.	2,518,968.
GTCR FUND VII, L.P.	2,385,965.	2,385,965.
GTCR FUND VII/A, L.P.	489,173.	489,173.
GTCR FUND VIII	7,217,543.	7,217,543.
PIMCO STOCKPLUS, L.P.	130,377,986.	130,377,986.
MERIT MEZZANINE FUND I, L.P.	NONE	NONE
GTCR FUND VIII/A	810,013.	810,013.
GTCR FUND IX/A	2,189,140.	2,189,140.
HIGHFIELDS CAPITAL, LTD	15,000,000.	15,000,000.
WALTON STREET REAL ESTATE	-30,933.	-30,933.
TOTALS	180,154,708.	180,154,708.

FORM 990PF, PART II - OTHER ASSETS

DESCRIPTION	ENDING BOOK VALUE	ENDING FMV
COLLATERAL RECEIVED	52,583,610.	52,583,610.
PROGRAM RELATED INVESTMENTS	225,000.	225,000.
OTHER	405,138.	405,138.
CONTRIBUTION RECEIVABLE	1,000,000.	1,000,000.
TOTALS	54,213,748.	54,213,748.

FORM 990PF, PART II - OTHER LIABILITIES

=====

DESCRIPTION	ENDING BOOK VALUE
-----	-----
PAYABLE UNDER LENDING PROGRAM	52,583,610.
DEFERRED FEDERAL EXCISE TAX	1,935,449.
CURRENT FEDERAL EXCISE TAX	21,399.
TOTALS	----- 54,540,458. =====

FORM 990PF, PART III - OTHER INCREASES IN NET WORTH OR FUND BALANCES
=====

DESCRIPTION -----	AMOUNT -----
ROUNDING	3.

TOTAL	3.
	=====

FORM 990PF, PART III - OTHER DECREASES IN NET WORTH OR FUND BALANCES

DESCRIPTION	AMOUNT
DECREASE IN MARKET VALUE OF INVESTMENTS	17,427,554.
PARTNERSHIP UNREALIZED GAINS	1,612,168.
TOTAL	19,039,722.

FORM 990PF, PART VII-A, LINE 3 - CONFORMED COPY OF THE CHANGES
=====

SEE ATTACHED

**BY-LAWS
of
THE JOYCE FOUNDATION**

ARTICLE I

Purposes

The purposes of the corporation as stated in its certificate of incorporation are charitable, scientific, literary and educational purposes, no part of the net earnings of which shall inure to the benefit of any member or individual.

The corporation also has such powers as are now or may hereafter be granted by the General Not For Profit Corporation Act of the State of Illinois.

ARTICLE II

Offices

The corporation shall have and continuously maintain in this state a registered office and a registered agent whose office is identical with such registered office, and may have other offices within or without the State of Illinois as the board of directors may from time to time determine.

ARTICLE III

Members

SECTION 1. MEMBERSHIP. The corporation shall have one class of members, to be designated Regular Members.

SECTION 2. ELECTION OF MEMBERS. Applicants for membership shall be nominated by a member and shall be elected to full status as a regular member of the corporation by an affirmative vote of a majority of a quorum at any meeting of the members.

SECTION 3. VOTING RIGHTS. Each member shall be entitled to one vote on each matter submitted to a vote of the members.

SECTION 4. TERMINATION OF MEMBERSHIP. The members by affirmative vote of two-thirds of all of the members may suspend or expel a member for cause after an appropriate hearing, and may, by a majority vote of those present at any regularly constituted meeting, terminate the membership of any member who becomes ineligible for membership.

SECTION 5. RESIGNATION. Any member may resign by filing a written resignation with the Secretary, but such resignation shall not relieve the member so resigning of the obligation to pay any dues, assessments, or other charges theretofore accrued and unpaid.

SECTION 6. REINSTATEMENT. Upon written request signed by a former member and filed with the Secretary, the members may by the affirmative vote of two-thirds of the members reinstate such former member to membership upon such terms as the members may deem appropriate.

SECTION 7. TRANSFER OF MEMBERSHIP. Membership in this corporation is not transferable or assignable.

ARTICLE IV

Meetings of Members

SECTION 1. ANNUAL MEETING. An annual meeting of the members shall be held on the second Tuesday in December of each year beginning with the year 1980, at the hour of 9:15 o'clock A.M., for the purpose of electing directors and for the transaction of such other business as may come before the meeting. If such day be a legal holiday, the meeting shall be held at the same hour on the next succeeding business day. If the election of directors shall not be held on the day designated herein for any annual meeting, or at any adjournment thereof, the board of directors shall cause the election to be held at a special meeting of the members called as soon thereafter as conveniently may be.

SECTION 2. SPECIAL MEETING. Special meetings of the members may be called either by the president or not less than one-third of the members having voting rights.

SECTION 3. PLACE OF MEETING. The president may designate any place, either within or without the State of Illinois, as the place of meeting for any annual meeting or for any special meeting of the members. If no designation is made, the place of meeting shall be the registered office of the corporation in the State of Illinois, provided, however, that if all of the members shall meet at any time and place, either within or without the State of Illinois, and consent to the holding of a meeting, such meeting shall be valid without call or notice, and at such meeting any corporate action may be taken.

SECTION 4. NOTICE OF MEETINGS. Written or printed notice stating the place, day and hour of any meeting of members shall be delivered, either personally or by mail, to each member entitled to vote at such meetings, not less than five nor more than forty days before the date of such meeting, by or at the direction of the president, or the secretary, or the officers or persons calling the meeting. In case of a special meeting or when required by statute or by these by-laws, the purpose for which the meeting is called shall be stated in the notice. If mailed, the notice of a meeting shall be deemed delivered when deposited in the United States mail, addressed to the member at his address as it appears on the records of the corporation, with postage thereon prepaid.

SECTION 5. INFORMAL ACTION BY MEMBERS. Any action required to be taken at a meeting of the members of the corporation, or any other action which may be taken at a meeting of members, may be taken without a meeting if a consent in writing, setting forth the action so taken, shall be signed by all of the members entitled to vote with respect to the subject matter thereof.

SECTION 6. QUORUM. The members holding one-half of the votes which may be cast at any meeting shall constitute a quorum at such meeting. If a quorum is not present at any meeting of members, a majority of the members present may adjourn the meeting from time to time without further notice.

SECTION 7. PROXIES. At any meeting of members, a member entitled to vote may vote either in person or by proxy executed in writing by the member or by his duly authorized attorney-in-fact. No proxy shall be valid after eleven months from the date of its execution unless otherwise provided in the proxy.

ARTICLE V

Board of Directors

SECTION 1. GENERAL POWERS. The affairs of the corporation shall be managed by its board of directors.

SECTION 2. NUMBER, TENURE AND QUALIFICATIONS. The number of directors shall be not less than eight and not more than fourteen. Each director shall hold office until the next annual meeting of members and until his successor shall have been elected and qualified. Directors need not be residents of Illinois or members of the corporation. Except for persons who are directors on July 20, 1994, after a director shall have served eight consecutive one-year terms, he or she shall be ineligible for re-election as a director until one year has elapsed after the expiration of the last of such terms; provided, however, that such limitation shall not be applicable to a director during his or her service as president of the corporation, but shall become applicable immediately after such service if such person has served eight or more consecutive one-year terms as a director at such time.

SECTION 3. REGULAR MEETINGS. A regular annual meeting of the board of directors shall be held without other notice other than this by-law, immediately after, and at the same place as, the annual meeting of members. The board of directors may provide by resolution the time and place, either within or without the State of Illinois, for the holding of additional regular meetings of the board without other notice than such resolution.

SECTION 4. SPECIAL MEETINGS. Special meetings of the board of directors may be called by or at the request of the president or any two directors. The person or persons authorized to call special meetings of the board may fix any place, either within or without the State of Illinois, as the place for holding any special meeting of the board called by them.

SECTION 5. NOTICE. Notice of any special meeting of the board of directors shall be given at least two days previously thereto by written notice delivered personally or sent by mail or telegram to each director at his address as shown by the records of the corporation. If mailed, such notice shall be deemed to be delivered when deposited in the United States mail in a sealed envelope so addressed with postage thereon prepaid. If notice be given by telegram, such notice shall be deemed delivered when the telegram is delivered to the telegraph company. Any director may waive notice of any meeting. The attendance of a director at any meeting shall constitute a waiver of notice of such meeting, except where a director attends a meeting for the purpose of objecting to the transaction of any business because the meeting is not lawfully called or convened. Neither the business to be transacted at, nor the purpose of, any regular or special meeting of the board need be specified in the notice or waiver of notice of such meeting, unless specifically required by law or by these by-laws.

SECTION 6. QUORUM. A majority of the board of directors shall constitute a quorum for the transaction of business at any meeting of the board, provided, that if less than a majority of the directors are present at said meeting, a majority of the directors present may adjourn the meeting from time to time without further notice.

SECTION 7. MANNER OF ACTING. The act of a majority of the directors present at a meeting at which a quorum is present shall be the act of the board of directors, except where otherwise provided by law or by these by-laws.

SECTION 8. VACANCIES. Any vacancy occurring in the board of directors or any directorship to be filled by reason of an increase in the number of directors, shall be filled by the members. A director elected to fill a vacancy shall be elected for the unexpired term of his predecessor in office.

SECTION 9. COMPENSATION. In the discretion of the board of directors the directors may be paid their expenses, if any, of attendance at each meeting of the board of directors and may be paid an annual or other periodic retainer and/or a fixed sum for attendance at each meeting of the board of directors. No such payment shall preclude any director who is not a governmental official (as defined in Section 4946(c) of the Internal Revenue Code) from serving the corporation in any other capacity and receiving compensation therefor. Furthermore, directors who are governmental

officials shall not be paid any compensation for any services they have in the past or may in the future furnish the corporation, nor shall their travel expenses be reimbursed except to the extent described in Section 4941 (b)(2)(G)(vii) of the Internal Revenue Code, nor shall the corporation enter into any agreement to make any payments for such services or unpermitted expenses. Members of special or standing committees who are not governmental officials may be allowed additional compensation for service on such committee.

ARTICLE VI

Officers

SECTION 1. OFFICERS. The officers of the corporation shall be a chairman of the board of directors, a vice-chairman of the board of directors, a president, one or more vice presidents (the number thereof to be determined by the board of directors), a treasurer, a secretary and such other officers as may be elected in accordance with the provisions of this article. The board of directors may elect or appoint such other officers, including one or more assistant secretaries and one or more assistant treasurers, as it shall deem desirable, such officers to have the authority to perform the duties prescribed, from time to time, by the board of directors. Any two or more offices may be held by the same person, except the offices of president and secretary.

SECTION 2. ELECTION AND TERM OF OFFICE. The officers of the corporation shall be elected annually by the board of directors at the regular annual meeting of the board of directors. If the election of directors shall not be held at such meeting, such election shall be held as soon thereafter as conveniently may be. Vacancies may be filled or new offices created and filled at any meeting of the board of directors. Each officer shall hold office until his successor shall have been duly elected and shall have qualified.

SECTION 3. REMOVAL. Any officer or agent elected or appointed by the board of directors may be removed by the board of directors whenever in its judgment the best interests of the corporation would be served thereby, but such removal shall be without prejudice to the contract rights, if any, of the person so removed.

SECTION 4. VACANCIES. A vacancy in any office because of death, resignation, removal, disqualification or otherwise, may be filled by the board of directors for the unexpired portion of the term.

SECTION 5. CHAIRMAN OF THE BOARD. The chairman of the board shall preside at all meetings of the members and of the board of directors and shall perform such other duties as may from time to time be prescribed by the members or the board of directors.

SECTION 6. VICE-CHAIRMAN OF THE BOARD. The vice-chairman of the board shall preside at meetings of the members and of the board of directors in the absence of the chairman of the board and shall perform such other duties as may from time to time be prescribed by the members or the board of directors.

SECTION 7. PRESIDENT. The president shall be the principal executive officer of the corporation and shall in general supervise and control all of the business and affairs of the corporation. He may sign, with the secretary or any other proper officer of the corporation authorized by the board of directors, any deeds, mortgages, bonds, contracts, or other instruments which the board of directors have authorized to be executed, except in cases where the signing and execution thereof shall be expressly delegated by the board of directors or by these by-laws or by statute to some other officer or agent of the corporation; and in general shall perform all duties incident to the office of president and such other duties as may be prescribed by the board of directors from time to time.

SECTION 8. VICE PRESIDENT. In the absence of the president or in the event of his inability or refusal to act, the vice president (or in the event there be more than one vice president, the vice presidents, in the order designated, or in the absence of any designation, then in the order of their election) shall perform the duties of the president, and when so acting, shall have all the powers of and be subject to all the restrictions upon the president. Any vice president shall perform such other duties as from time to time may be assigned to him by the president or by the board of directors.

SECTION 9. TREASURER. If required by the board of directors, the treasurer shall give a bond for the faithful discharge of his duties in such sum and with such surety or sureties as the board of directors shall determine. He shall have charge and custody of and be responsible for all funds and securities of the corporation; receive and give receipts for monies due and payable to the corporation from any source whatsoever, and deposit all such monies in the name of the corporation in such banks, trust companies or other depositories as shall be selected in accordance with the provisions of Article VIII of these by-laws; and in general perform all the duties incident to the office of treasurer and such other duties as from time to time may be assigned to him by the president or by the board of directors.

SECTION 10. SECRETARY. The secretary shall keep the minutes of the meetings of the members and of the board of directors in one or more books provided for that purpose; see that all notices are duly given in accordance with the provisions of these by-laws or as required by law; be custodian of the corporate records and of the seal of the corporation and see that the seal of the corporation is affixed to all documents, the execution of which on behalf of the corporation under its seal is duly authorized in accordance with the provisions of these by-laws; keep a register of the post office address of each member which shall be furnished to the secretary by such member; and in general perform all duties incident to the office of secretary and such other duties as from time to time may be assigned to him by the president or by the board of directors.

SECTION 11. ASSISTANT TREASURERS AND ASSISTANT SECRETARIES. If required by the board of directors, the assistant treasurers shall give bonds for the faithful discharge of their duties in such sums and with such sureties as the board of directors shall determine. The assistant treasurers and assistant secretaries, in general, shall perform such duties as shall be assigned to them by the treasurer or the secretary or by the president or the board of directors.

ARTICLE VII

Committees

SECTION 1. EXECUTIVE COMMITTEE. The board of directors by resolution adopted by a majority of the whole board may designate two or more directors to constitute an executive committee, which committee, to the extent provided in such resolution shall have and may exercise all of the authority of the board of directors in the management of the corporation, but the designation of such committee shall not operate to relieve the board of directors or any individual director of responsibility imposed on him by law. All committee members shall serve at the pleasure of the board. Action taken by the executive committee shall be reported to the board of directors at its next meeting. The executive committee may not:

- (1) Adopt a plan for the distribution of the assets of the corporation, or for dissolution;
- (2) Approve or recommend to members any act the General Not For Profit Corporation Act or these by-laws requires to be approved by members;
- (3) Fill vacancies on the board or on any of its committees;
- (4) Elect, appoint or remove any officer or director or member of any committee, or fix the compensation of any member of a committee;
- (5) Adopt a plan of merger or adopt a plan of consolidation with another corporation, or authorize the sale, lease, exchange or mortgage of all or substantially all of the property or assets of the corporation; or
- (6) Amend, alter, repeal or take action inconsistent with any resolution or action of the board of directors when the resolution or action of the board of directors provides by its terms that it shall not be amended, altered or repealed by action of a committee.

SECTION 2. OTHER COMMITTEES. The board of directors may create one or more other committees to serve such purpose or perform such functions as the board specifies and appoint directors or such other persons as the board designates to serve on the committee or committees. Each committee shall have two or more members, who serve at the pleasure of the board.

SECTION 3. PROCEDURE. Unless the appointment by the board of directors requires a greater number, a majority of any committee shall constitute a quorum, and a majority of committee members present and voting at a meeting at which a quorum is present is necessary for committee action. A committee may act by unanimous consent in writing without a meeting and, subject to the action of the board of directors, the committee by majority vote of its members shall determine the time and place of its meetings and the notice required therefor.

ARTICLE VIII

Contracts. Checks. Deposits and Funds

SECTION 1. CONTRACTS. The board of directors may authorize any officer or officers, agent or agents of the corporation, in addition to the officers so authorized by these by-laws, to enter into any contract or execute and deliver any instrument in the name of and on behalf of the corporation and such authority may be general or confined to specific instances.

SECTION 2. CHECKS, DRAFTS, ETC. All checks, drafts or other orders for the payment of money, notes or other evidences of indebtedness issued in the name of the corporation, shall be signed by such officer or officers, agent or agents of the corporation and in such manner as shall from time to time be determined by resolution of the board of directors. In the absence of such determination by the board of directors, such instruments shall be signed by the treasurer or an assistant treasurer and countersigned by the president or a vice president of the corporation.

SECTION 3. DEPOSITS. All funds of the corporation shall be deposited from time to time to the credit of the corporation in such banks, trust companies or other depositories as the board of directors may select.

SECTION 4. GIFTS. The board of directors may accept on behalf of the corporation any contribution, gift, bequest or devise for the general purposes or for any special purpose of the corporation.

ARTICLE IX

Certificates of Membership

SECTION 1. CERTIFICATES OF MEMBERSHIP. The board of directors may provide for the issuance of certificates evidencing membership in the corporation which shall be in such form as may be determined by the board. Such certificates shall be signed by the president or a vice president and by the secretary or an assistant secretary and shall be sealed with the seal of the corporation. All certificates evidencing membership of any class shall be consecutively numbered. The name and address of each member and the date of issuance of the certificate shall be entered on the records of the corporation. If any certificate shall become lost, mutilated or destroyed, a new certificate may be issued therefor upon such terms and conditions as the board of directors may determine.

SECTION 2. ISSUANCE OF CERTIFICATES. When a member has been elected to membership and has paid any initiation fee and dues that may then be required, a certificate of membership shall be issued in his name and delivered to him by the secretary, if the board of directors shall have provided for the issuance of certificates of membership under the provisions of Section I of this Article.

ARTICLE X

Books and Records

The corporation shall keep correct and complete books and records of account and shall also keep minutes of the proceedings of its members, board of directors and committees having any of the authority of the board of directors, and shall keep at the registered or principal office a record giving the names and addresses of the members entitled to vote. All books and records of the corporation may be inspected by any member, or his agent or attorney for any proper purpose at any reasonable time.

ARTICLE XI

Fiscal Year

The fiscal year of the corporation shall begin on the first day of January and end on the last day of December in each year.

ARTICLE XII

Seal

The board of directors shall provide a corporate seal which shall be in the form of a circle and shall have inscribed thereon the name of the corporation and the words, "Corporate Seal, Illinois. "

ARTICLE XIII

Waiver of Notice

Whenever any notice is required to be given under the provisions of the General Not For Profit Corporation Act of Illinois or under the provision of the articles of incorporation or the by-laws of this corporation, a waiver thereof in writing, signed by the person or persons entitled to such notice, whether before or after the time stated therein, shall be deemed equivalent to the giving of such notice.

ARTICLE XIV

Amendments to By-laws

These by-laws may be altered, amended or repealed and new by-laws may be adopted by a majority of the members present at any regular meeting or at any special meeting, provided that at least two days' written notice is given of intention to alter, amend or repeal or to adopt new by-laws at such meeting.

ARTICLE XV

Indemnification of Directors and Officers

SECTION 1. RIGHT TO INDEMNIFICATION. Each person who was or is a party or is threatened to be made a party to or is involved in any threatened, pending or completed action, suit or proceeding, (including, without limitation, an action, suit or proceeding by or in the right of the corporation), whether civil, criminal, administrative or investigative ("Proceeding"), by reason of the fact that he or she, or a person of whom he or she is the legal representative, is or was a director or officer of the corporation or, as a director or officer of the corporation, is or was serving at the request of the corporation's Board of Directors or its designee as a director, officer, employee or agent of another corporation, partnership, joint venture, trust or other enterprise, including service with respect to employee benefit plans, whether the basis of such Proceeding is alleged action in an official capacity as a director, officer, trustee, employee or agent or in any other capacity, shall be indemnified and held harmless by the corporation to the fullest extent not prohibited by law, including but not limited to Section 108.75 of the Illinois General Not For Profit Act of 1986 (the "Act"), as the same exists or may hereafter be amended (but, in the case of any such amendment, only to the extent that such amendment permits the corporation to provide broader indemnification rights than said Act permitted the corporation to provide prior to such amendment), against all expenses, liability and loss (including attorney's fees, judgments, fines, ERISA excise taxes or penalties and amounts paid or to be paid in settlement) reasonably incurred or suffered by such person in connection therewith; provided, however, that the corporation shall indemnify any such person seeking indemnity in connection with an action, suit or proceeding (or part thereof) initiated by such person only if such action, suit or proceeding (or part thereof) initiated by such person was authorized by the board of directors of the corporation.

SECTION 2. RIGHT TO ADVANCEMENT OF EXPENSES. The right to indemnification granted in Section 1 shall include the right to be paid by the corporation expenses (including reasonable attorneys' fees) incurred in defending any such Proceeding in advance of its final disposition; provided, however, that the payment of such expenses in advance of the final disposition of such Proceeding shall be made only upon delivery to the corporation of an undertaking, by or on behalf of such director or officer, in which such director or officer agrees to repay all amounts so advanced if it should be ultimately determined that such person is not entitled to be indemnified under Section 1 or otherwise.

SECTION 3. RIGHT OF CLAIMANT TO BRING SUIT.

(a) If a claim under Sections 1 or 2 is not paid in full by the corporation within thirty days after a written claim therefor has been received by the corporation, the claimant may any time thereafter bring suit against the corporation to recover the unpaid amount of the claim and, if successful in whole or in part, the claimant shall be entitled to be paid also the expenses of prosecuting such claim (including reasonable attorneys' fees). It shall be a defense to any such action (other than an action brought to enforce a claim for expenses incurred in defending any proceeding in advance of its final disposition where the required undertaking has been tendered to the corporation) that the claimant has engaged in conduct which prohibits the corporation under the applicable law from indemnifying the claimant for the amount claimed, but the burden of proving such defense shall be on the corporation.

(b) None of (i) the failure of the corporation (including its Board of Directors, independent legal counsel, or its members) to have made a determination prior to the commencement of such action that indemnification of the claimant is proper in the circumstances because he or she has met any required standard of conduct, (ii) an actual determination by the corporation (including its Board of Directors, independent legal counsel, or its members) that the claimant has not met any required standard of conduct, nor (iii) the termination of any action, suit or proceeding by judgment, order, settlement, conviction, or upon a plea of nolo contendere or its equivalent shall be a defense to the action or create a presumption that the claimant has not met any required standard of conduct.

SECTION 4. CONTRACTUAL RIGHTS: APPLICABILITY. The right to be indemnified or to the reimbursement or advancement of expenses pursuant hereto (i) is a contract right based upon good and valuable consideration, pursuant to which the person entitled thereto may bring suit as if the provisions hereof were set forth in a separate written contract between the corporation and the director or officer, (ii) is intended to be retroactive and shall be available with respect to events occurring prior to the adoption hereof, and (iii) shall continue to exist after the rescission or restrictive modification hereof with respect to events occurring prior thereto.

SECTION 5. NON-EXCLUSIVITY OF RIGHTS. The rights conferred on any person by Sections 1, 2 and 3 shall not be exclusive of and shall be in addition to any other right which such person may have or may hereafter acquire under any statute, provision of the Articles of Incorporation, bylaw, agreement, vote of members or disinterested directors or otherwise, and shall inure to the benefit of the heirs, executors and administrators of such person.

SECTION 6. NOTICE TO MEMBERS. If the corporation has paid indemnity or has advanced expenses under this Article to a director, officer, employee or agent, the corporation shall report the indemnification or advance in writing to any members entitled to vote with or before the notice of the next meeting of the members entitled to vote.

SECTION 7. AUTHORITY TO INSURE. The corporation is authorized to purchase and maintain insurance on behalf of any person who is or was a director, officer, employee or agent of the corporation or is or was serving at the request of the corporation as a director, officer, employee or agent of another corporation, partnership, joint venture, trust or other enterprise, including service with respect to employee benefit plans, against any liability asserted against such person and incurred by such person in any such capacity, or arising out of such person's status as such, whether or not the corporation would have the power to indemnify such person against such liability under the provisions of this Article or otherwise, provided the purchase or maintenance of such insurance shall not be prohibited by law, including but not limited to Section 108.75 of the Act.

SECTION 8. SAVINGS CLAUSE. If this Article or any portion thereof shall be invalidated on any ground by any court of competent jurisdiction, then the corporation shall nevertheless indemnify each person afforded indemnification under this Article as to expenses, liability and loss (including attorneys' fees reasonably incurred, judgments, fines and amounts paid in settlement) with respect to any Proceeding or appeal to the full extent permitted by any applicable portion of this Article which shall not have been invalidated by the Act or by any other applicable law.

FORM 990PF, PART VIII - LIST OF OFFICERS, DIRECTORS, AND TRUSTEES

NAME AND ADDRESS	TITLE AND AVERAGE HOURS PER WEEK DEVOTED TO POSITION	COMPENSATION	CONTRIBUTIONS TO EMPLOYEE BENEFIT PLANS	EXPENSE ACCT AND OTHER ALLOWANCES
ELLEN ALBERDING 70 WEST MADISON STREET, SUITE 2750 CHICAGO, IL 60602	PRESIDENT/DIRECTOR 40.00	340,108.	35,330.	NONE
JOHN T. ANDERSON 70 WEST MADISON STREET, SUITE 2750 CHICAGO, IL 60602	CHAIRMAN/DIRECTOR 2.00	14,600.	NONE	NONE
ROBERT G. BOTTOMS 70 WEST MADISON STREET, SUITE 2750 CHICAGO, IL 60602	DIRECTOR 2.00	14,600.	NONE	NONE
MICHAEL BREWER 70 WEST MADISON STREET, SUITE 2750 CHICAGO, IL 60602	DIRECTOR 2.00	14,600.	NONE	NONE
CHARLES U. DALY 70 WEST MADISON STREET, SUITE 2750 CHICAGO, IL 60602	DIRECTOR 2.00	13,000.	NONE	NONE
ROGER R. FROSS 70 WEST MADISON STREET, SUITE 2750 CHICAGO, IL 60602	DIRECTOR 2.00	14,600.	NONE	NONE

FORM 990PF, PART VIII - LIST OF OFFICERS, DIRECTORS, AND TRUSTEES

NAME AND ADDRESS	TITLE AND AVERAGE HOURS PER WEEK DEVOTED TO POSITION	COMPENSATION	CONTRIBUTIONS TO EMPLOYEE BENEFIT PLANS	EXPENSE ACCT AND OTHER ALLOWANCES
HOWARD L. FULLER 70 WEST MADISON STREET, SUITE 2750 CHICAGO, IL 60602	DIRECTOR 2.00	14,600.	NONE	NONE
DEBORAH J. GILLESPIE 70 WEST MADISON STREET, SUITE 2750 CHICAGO, IL 60602	VP FIN & ADMIN/TREAS 40.00	182,300.	36,016.	NONE
CARLTON L. GUTHRIE 70 WEST MADISON STREET, SUITE 2750 CHICAGO, IL 60602	DIRECTOR 2.00	14,600.	NONE	NONE
MARION T. HALL 70 WEST MADISON STREET, SUITE 2750 CHICAGO, IL 60602	DIRECTOR 2.00	13,000.	NONE	NONE
LAWRENCE N. HANSEN 70 WEST MADISON STREET, SUITE 2750 CHICAGO, IL 60602	V. P./SECRETARY 40.00	207,815.	42,949.	NONE
VALERIE B. JARRETT 70 WEST MADISON STREET, SUITE 2750 CHICAGO, IL 60602	DIRECTOR 2.00	5,700.	NONE	NONE
DANIEL KEARNEY	DIRECTOR 2.00	14,600.	NONE	NONE

FORM 990PF, PART VIII - LIST OF OFFICERS, DIRECTORS, AND TRUSTEES

NAME AND ADDRESS	TITLE AND AVERAGE HOURS PER WEEK DEVOTED TO POSITION	COMPENSATION	CONTRIBUTIONS TO EMPLOYEE BENEFIT PLANS	EXPENSE ACCT AND OTHER ALLOWANCES
70 WEST MADISON STREET, SUITE 2750 CHICAGO, IL 60602				
PAULA WOLFF 70 WEST MADISON STREET, SUITE 2750 CHICAGO, IL 60602	DIRECTOR 2.00	14,600.	NONE	NONE
GRAND TOTALS		878,723.	114,295.	NONE

990PF, PART VIII - COMPENSATION OF THE FIVE HIGHEST PAID EMPLOYEES

NAME AND ADDRESS	TITLE AND AVERAGE HOURS PER WEEK DEVOTED TO POSITION	COMPENSATION	CONTRIBUTIONS TO EMPLOYEE BENEFIT PLANS	EXPENSE ACCT AND OTHER ALLOWANCES
MARGARET O'DELL THE JOYCE FOUNDATION CHICAGO, IL 60602	PROGRAM OFFICER 40.00	129,045.	31,976.	NONE
MARY O'CONNELL THE JOYCE FOUNDATION CHICAGO, IL 60602	COMMUNICATIONS OFF. 40.00	119,445.	24,835.	NON
GRETCHEN CROSBY SIMS THE JOYCE FOUNDATION CHICAGO, IL 60602	PROGRAM OFFICER 40.00	108,300.	35,187.	NONE
ROSEANNA ANDER THE JOYCE FOUNDATION CHICAGO, IL 60602	PROGRAM OFFICER 40.00	103,310.	34,521.	NONE
STEPHEN BRICK THE JOYCE FOUNDATION CHICAGO, IL 60602	PROGRAM OFFICER 40.00	134,200.	38,991.	NONE
TOTAL COMPENSATION		594,300.	165,510.	NONF

990PF, PART VIII- COMPENSATION OF THE FIVE HIGHEST PAID PROFESSIONALS

NAME AND ADDRESS	TYPE OF SERVICE	COMPENSATION
THE BOSTON COMPANY ONE BOSTON PLACE BOSTON, MA 02108-4408	INVESTMENT MGMT	464,091.
FRIESS ASSOCIATES LLC 3711 KENNETH PIKE, PO BOX 4166 GREENVILLE, DE 19807	INVESTMENT MGMT	503,639.
PRIVATE CAPITAL MANAGEMENT, LP 8889 PELICAN BAY BLVD., SUITE 500 NAPLES, FL 34108	INVESTMENT MGMT	414,993.
TOTAL COMPENSATION		1,382,723.

FORM 990PF, PART XV - NAME, ADDRESS AND PHONE FOR APPLICATIONS
=====

STATEMENT 22 ATTACHMENT

[Home](#)

[About Us](#)

[Publications](#)

[How to Apply](#)

[Grant List](#)

[News Room](#)

Programs

HowtoApply

[Education](#)

[Employment](#)

[Environment](#)

[Gun Violence](#)

[Money and Politics](#)

[Culture](#)

[Special Opportunities](#)

[Guidelines](#) | [Application Process](#) | [Deadlines](#) | [Advocacy Rules](#) | [Resources](#)

Guidelines

OUR MISSION

The Joyce Foundation supports efforts to protect the natural environment of the Great Lakes region, and to ensure that its people have access to good schools and a diverse and thriving culture. We are especially interested in improving public policies such as education and welfare directly affect the lives of so many people, and believe that public policies help shape private sector decisions about jobs, the environment, and the health of the region. To ensure that public policies truly reflect public rather than private interests, we support the system of financing election campaigns.

ABOUT THE FOUNDATION

The Joyce Foundation was created in 1948 by Beatrice Joyce Kean of Chicago. The Joyce Foundation, based on lumber and sawmill interests, was left to the Foundation when Mrs. Kean died in 1954. In the years since, the Foundation has continued to respond to changing social needs, contributing over \$100 million in grants to groups working to improve the quality of life in the Great Lakes region.

PROGRAMS

Our program areas are Education, Employment, Environment, Gun Violence, Money and Politics, and Culture. We focus our grant making on initiatives that promise to have an impact on the Great Lakes region, specifically the states of Illinois, Indiana, Michigan, Minnesota, Ohio, and Wisconsin. A limited number of environment grants are made to organizations in Canada. Education grant making in K-12 is primarily focused on Chicago, Cleveland, and Milwaukee; early childhood grant making focuses on Illinois and Michigan. Culture grants are primarily focused on the Chicago metropolitan area, except for the Joyce Foundation grants which extend to other Midwest cities. We do not generally support capital proposals, endowment funds, religious activities, commercial ventures, direct service programs, or scholarships.

The Joyce Foundation is committed to improving public policy through its grant program. The Foundation welcomes grant requests from organizations that engage in public policy advocacy. Federal law prohibits private foundations from funding lobbying activities. The Foundation may support organizations engaged in public policy advocacy by either providing general operating support or by funding specific advocacy such as nonpartisan research, technical assistance, or examinations of broad social issues. The Foundation encourages grant applicants to describe the nature of advocacy activities in their applications and reports, so the Foundation can ensure that it is in compliance with federal law. For further information on the relevant federal tax laws, grant applicants should consult their tax advisor.



EDUCATION

The Joyce Foundation supports efforts to close the achievement gaps that separate low-income minority children from their peers by improving the quality of teachers they encounter in schools, increasing their access to educational opportunities in early childhood, and exploring such innovation and charter schools.

Program priorities are:

Teacher quality: The Foundation supports efforts to improve federal, state, and district policies so that need schools in Chicago, Cleveland, and Milwaukee can attract and retain first-rate teachers. Efforts include research, policy development, model programs, advocacy, and evaluation related to:

- Reform of recruiting and hiring systems
- Reform of teacher evaluation and compensation systems
- New teacher support
- Alternative routes to teaching
- Principal quality

Early childhood education: The Foundation supports policy initiatives aimed at making pre-kindergarten available to all three- to five-year-olds in Illinois and Wisconsin through a mixed delivery system that includes school-based and community-based settings. Efforts include research, public education, demonstration programs, and advocacy designed to:

- Identify effective strategies for implementing high-quality pre-kindergarten in schools and community-based settings
- Build public and policy-maker support for implementing such programs

Innovation grants: A small portion of program funds is reserved for other outstanding opportunities to close the achievement gap, especially policy-oriented efforts to expand the supply of high-quality schools and small schools in Chicago, Cleveland, and Milwaukee.

EMPLOYMENT

Major labor shortages are predicted by the end of this decade as baby boomers retire. Closing the employment gap is the serious skills deficit that plagues the existing workforce, especially low-wage workers. The Employment Program supports policy analysis and development, research, and advocacy to help low-skilled individuals connect to the labor market, stay employed and advance to higher wages.

Program priorities are:

Evaluating employment strategies for formerly incarcerated individuals

The Joyce Foundation is funding a research demonstration project to test whether transitional programs are an effective employment strategy for formerly incarcerated individuals.

Promoting employment stability

- Advocacy projects that work to defend, maintain, and, when possible, expand work-related policies, including Medicaid, Child Health Insurance, food stamps, earned income tax credit care subsidies
- Research efforts that add to existing knowledge about the relationship between work-related policies and job retention and advancement
- Policy development to improve state and federal service delivery to better match the needs of workers

Shifting Gears: An Employment Policy Initiative

The Joyce Foundation is leading an effort to strengthen policies to enable low-wage and low-skilled workers to advance in education and training systems, to acquire postsecondary credentials, and to succeed in the labor market. Funding supports:

- Convening and staffing cross-agency state working groups empowered to improve state policies on education, workforce development, post-secondary education, welfare, and economic development
- Advocacy and strategic communications to promote public investment in this work; and
- Development and evaluation of regional demonstrations in order to inform state policy.

The Foundation does not provide operating support for direct services, such as job training or job placement programs.

ENVIRONMENT

Restoring and protecting the natural environment of the Great Lakes region has been a long-standing commitment of the Joyce Foundation. The Foundation supports the development, testing, and implementation of policy-based, prevention-oriented, scientifically sound solutions to the environmental challenges facing the region.

Program priorities are:

*Energy from clean coal.** Because fossil fuel emissions create pollution and foster climate change that threaten the Great Lakes, the Foundation has a long-standing interest in the energy infrastructure region. Investment and policy or regulatory decisions about proposed new coal-burning power plants will shape not only our electricity system for the future, but the future of the Lakes as well. We support promoting policies that encourage (through incentives and regulatory structures) the development of clean coal technologies and to ensuring that state agencies approve only those projects that meet the highest standards for minimizing air pollution and have significant promise for reducing or capturing greenhouse gas emissions. The Foundation supports efforts to engage state officials and power plant developers to build the cleanest possible plants to meet the region's electricity needs.

*Healthy rivers, healthy lakes.** The health of the Great Lakes depends in part on the health of the rivers that feed them. Those tributaries are threatened by nutrient and sediment runoff, altered water habitat, and contaminated sediments. The Foundation supports efforts to coordinate conservation and restoration efforts across the region.

restoration in a handful of selected Great Lakes tributary watersheds and to document the efforts.

Great Lakes restoration Protecting the Great Lakes, with their vast economic and environmental significance, should be a national priority. The Foundation supports collaborative efforts to case for significant public investment in, and to shape implementation of, Great Lakes restoration

Special opportunities. The Foundation will consider especially promising proposals for addressing threats to the Great Lakes, including invasive species.

*Proposals on clean coal and healthy rivers will be considered by invitation only. River projects under consideration are limited to river systems in the western Lake Erie basin.

GUN VIOLENCE

Gun violence takes approximately 30,000 American lives each year, second only to automobile among causes of injury-related death. But while safety regulations have dramatically reduced fatalities, firearms remain virtually unregulated. The Gun Violence Program supports effort to reform the firearms industry under comprehensive consumer product health and safety oversight as the most promising long-term strategy for reducing deaths and injuries from handguns and other firearms.

Program priorities are:

- Supporting state-based policy initiatives in Illinois and Wisconsin that can achieve meaningful results and provide a model for gun policy nationwide
- Supporting state groups in other Midwest states to expand their membership, funding to build organizational capacity to promote meaningful gun policy
- Supporting focused research to inform state policy efforts

MONEY AND POLITICS

The overriding goal of the Money and Politics Program is to preserve and strengthen those qualities that are the foundation of a healthy democratic political system: honesty, fairness, accountability, competition, and informed citizen participation. Accordingly, the Foundation supports efforts to reform political cultures in Illinois, Michigan, Minnesota, Ohio and Wisconsin which makes it possible for citizens, not just those who are wealthy and well-connected, to run for public office; offers voters meaningful candidate and policy choices at election time; protects voting rights; respects the independence and impartiality of the courts; promotes the public's right to know about government operations; guarantees the fairness and reliability of elections; and provides citizens with the information they need to make reasoned decisions.

To promote these ends, the Foundation supports organizations and coalitions in the Midwest that have the skills to:

- Contribute to the development and promotion of broad, multi-issue political reform agendas in target states, including improvements in the laws and practices governing campaign finance, government ethics, redistricting, lobbying, judicial selection, government openness, and

coverage of government and politics

- Engage in activities necessary for effective advocacy—policy research and development, policy-maker education, coalition-building, news media outreach, and participation in or including litigation
- Work collaboratively with other reform groups, academic and legal experts, and policy makers to advance shared goals within their states and across the region
- Participate in activities designed to enhance their capacities in the areas of strategic planning, organizing, coalition-building, fund-raising, advocacy, and communications

CULTURE

The Culture Program supports the efforts of cultural institutions, primarily in Chicago, to serve the city's diverse populations. The Program is interested in projects that bring diverse audiences together, share common cultural experiences and encourage more of Chicago's people to see the arts in their lives.

Program priorities are:

Access: Encouraging mid-sized and major cultural institutions to increase the participation of diverse audiences in their audiences, boards, and staff

Community-based arts: Increasing the availability of high-quality cultural programs in specific diverse communities, and strengthening the infrastructure and leadership of culturally specific community-based arts organizations

Creativity: Supporting the artistic development and the commissioning of new works by artists of color. A major goal is addressed in part through the Joyce Awards, an annual competition open to major cultural organizations in Chicago, Cleveland, Detroit, Indianapolis, Milwaukee, and Minneapolis. The Joyce Awards support the commissioning and production of new works in dance, music, theater, and visual arts by artists of color. The hope is that these partnerships will produce important new works, strengthen our cultural institutions, and draw people of all backgrounds to experience the arts and participating in the arts. Proposed projects should include substantive community engagement and collaboration. Collaborations between organizations across the target cities and joint programming are encouraged.

SPECIAL OPPORTUNITIES

The Foundation makes some grants to projects outside its primary program areas. Preferred projects that encourage debate on timely public policy issues, reflect concern for social equity, or explore connections among the Foundation's programs.

PRESIDENT'S DISCRETIONARY FUND

The President's Discretionary Fund is used to make small, expeditious grants that advance the Foundation's priorities, and to support other activities of interest to the Foundation. Competition for discretionary grants is very high.

FORM 990-PF, PART XVI-A - ANALYSIS OF OTHER REVENUE

DESCRIPTION	BUSINESS CODE	AMOUNT	EXCLUSION CODE	AMOUNT	RELATED OR EXEMPT FUNCTION INCOME
PARTNERSHIP CAP.					
GAINS/LOSSES			18	10,852,136.	
PARTNERHIP					
ORDINARY INCOME	523000	137,180.	14	7,022,161.	
OTHER INCOME			01	538,478.	

TOTALS

		137,180.		18,412,775.	
--	--	----------	--	-------------	--

Capital Gains and Losses

2007

▶ Attach to Form 1041, Form 5227, or Form 990-T. See the separate instructions for Form 1041 (also for Form 5227 or Form 990-T, if applicable).

Name of estate or trust THE JOYCE FOUNDATION	Employer identification number 36-6079185
--	---

Note: Form 5227 filers need to complete *only* Parts I and II

Part I Short-Term Capital Gains and Losses - Assets Held One Year or Less

(a) Description of property (Example 100 shares 7% preferred of "Z" Co)	(b) Date acquired (mo., day, yr.)	(c) Date sold (mo., day, yr.)	(d) Sales price	(e) Cost or other basis (see page 40 of the instructions)	(f) Gain or (loss) for the entire year Subtract (e) from (d)
1a					

b Enter the short-term gain or (loss), if any, from Schedule D-1, line 1b	1b	4,320,467.
2 Short-term capital gain or (loss) from Forms 4684, 6252, 6781, and 8824	2	
3 Net short-term gain or (loss) from partnerships, S corporations, and other estates or trusts	3	
4 Short-term capital loss carryover. Enter the amount, if any, from line 9 of the 2006 Capital Loss Carryover Worksheet	4	()
5 Net short-term gain or (loss). Combine lines 1a through 4 in column (f). Enter here and on line 13, column (3) on the back. ▶	5	4,320,467.

Part II Long-Term Capital Gains and Losses - Assets Held More Than One Year

(a) Description of property (Example 100 shares 7% preferred of "Z" Co)	(b) Date acquired (mo., day, yr.)	(c) Date sold (mo., day, yr.)	(d) Sales price	(e) Cost or other basis (see page 40 of the instructions)	(f) Gain or (loss) for the entire year Subtract (e) from (d)
6a					

b Enter the long-term gain or (loss), if any, from Schedule D-1, line 6b.	6b	48,033,204.
7 Long-term capital gain or (loss) from Forms 2439, 4684, 6252, 6781, and 8824	7	
8 Net long-term gain or (loss) from partnerships, S corporations, and other estates or trusts	8	
9 Capital gain distributions	9	
10 Gain from Form 4797, Part I	10	
11 Long-term capital loss carryover. Enter the amount, if any, from line 14 of the 2006 Capital Loss Carryover Worksheet	11	()
12 Net long-term gain or (loss). Combine lines 6a through 11 in column (f). Enter here and on line 14a, column (3) on the back. ▶	12	48,033,204.

Part III Summary of Parts I and II Caution: Read the instructions before completing this part.		(1) Beneficiaries' (see page 41)	(2) Estate's or trust's	(3) Total
13	Net short-term gain or (loss)	13		4,320,467.
14	Net long-term gain or (loss):			
a	Total for year	14a		48,033,204.
b	Unrecaptured section 1250 gain (see line 18 of the wrksht)	14b		
c	28% rate gain	14c		
15	Total net gain or (loss). Combine lines 13 and 14a ▶	15		52,353,671.

Note: If line 15, column (3), is a net gain, enter the gain on Form 1041, line 4 (or Form 990-T, Part I, line 4a) if lines 14a and 15, column (2), are net gains, go to Part V, and do not complete Part IV. If line 15, column (3), is a net loss, complete Part IV and the Capital Loss Carryover Worksheet, as necessary.

Part IV Capital Loss Limitation		16
16	Enter here and enter as a (loss) on Form 1041, line 4 (or Form 990-T, Part I, line 4c, if a trust), the smaller of a The loss on line 15, column (3) or b \$3,000	()

Note: If the loss on line 15, column (3), is more than \$3,000, or if Form 1041, page 1, line 22 (or Form 990-T, line 34), is a loss, complete the Capital Loss Carryover Worksheet on page 42 of the instructions to figure your capital loss carryover.

Part V Tax Computation Using Maximum Capital Gains Rates

Form 1041 filers. Complete this part **only** if both lines 14a and 15 in column (2) are gains, or an amount is entered in Part I or Part II and there is an entry on Form 1041, line 2b(2), and Form 1041, line 22, is more than zero.

Caution: Skip this part and complete the worksheet on page 43 of the instructions if:

- Either line 14b, col (2) or line 14c, col (2) is more than zero, or
- Both Form 1041, line 2b(1), and Form 4952, line 4g are more than zero

Form 990-T trusts. Complete this part **only** if both lines 14a and 15 are gains, or qualified dividends are included in income in Part I of Form 990-T, and Form 990-T, line 34, is more than zero. Skip this part and complete the worksheet on page 43 of the instructions if either line 14b, col (2) or line 14c, col (2) is more than zero.

17	Enter taxable income from Form 1041, line 22 (or Form 990-T, line 34)	17		
18	Enter the smaller of line 14a or 15 in column (2) but not less than zero	18		
19	Enter the estate's or trust's qualified dividends from Form 1041, line 2b(2) (or enter the qualified dividends included in income in Part I of Form 990-T)	19		
20	Add lines 18 and 19	20		
21	If the estate or trust is filing Form 4952, enter the amount from line 4g, otherwise, enter -0- . . . ▶	21		
22	Subtract line 21 from line 20. If zero or less, enter -0-	22		
23	Subtract line 22 from line 17. If zero or less, enter -0-	23		
24	Enter the smaller of the amount on line 17 or \$2,150	24		
25	Is the amount on line 23 equal to or more than the amount on line 24? <input type="checkbox"/> Yes. Skip lines 25 through 27; go to line 28 and check the "No" box <input type="checkbox"/> No. Enter the amount from line 23	25		
26	Subtract line 25 from line 24	26		
27	Multiply line 26 by 5% (.05)	27		
28	Are the amounts on lines 22 and 26 the same? <input type="checkbox"/> Yes. Skip lines 28 thru 31, go to line 32 <input type="checkbox"/> No. Enter the smaller of line 17 or line 22	28		
29	Enter the amount from line 26 (If line 26 is blank, enter -0-)	29		
30	Subtract line 29 from line 28	30		
31	Multiply line 30 by 15% (.15)	31		
32	Figure the tax on the amount on line 23. Use the 2007 Tax Rate Schedule on page 27 of the instructions	32		
33	Add lines 27, 31, and 32	33		
34	Figure the tax on the amount on line 17. Use the 2007 Tax Rate Schedule on page 27 of the instructions	34		
35	Tax on all taxable income. Enter the smaller of line 33 or line 34 here and on line 1a of Schedule G, Form 1041 (or line 36 of Form 990-T)	35		

SCHEDULE D-1
(Form 1041)

**Continuation Sheet for Schedule D
(Form 1041)**

OMB No 1545-0092

Department of the Treasury
Internal Revenue Service

▶ See instructions for Schedule D (Form 1041).
▶ Attach to Schedule D to list additional transactions for lines 1a and 6a.

2007

Name of estate or trust

Employer identification number

THE JOYCE FOUNDATION

36-6079185

Part I Short-Term Capital Gains and Losses - Assets Held One Year or Less

(a) Description of property (Example 100 sh 7% preferred of "Z" Co)	(b) Date acquired (mo., day, yr.)	(c) Date sold (mo., day, yr.)	(d) Sales price (see page 40 of the instructions)	(e) Cost or other basis (see page 40 of the instructions)	(f) Gain or (loss) Subtract (e) from (d)
1a					
NT-2636077 SEE ATTACHED	VARIOUS	VARIOUS	26,433,418.	26,717,034.	-283,616.
NT 26-36077 SEC 1256 LOSS SEE ATTACHED	VARIOUS	VARIOUS		14,467.	-14,467.
NT 26-36103 SEE ATTACHED	12/14/07	12/20/07	1,068,420.	1,114,112.	-45,692.
NT 26-26615 SEE ATTACHED	11012007	11062007	220,690.	2,503.	218,187.
NT JOY05 17-83633 SEE ATTACHED	VARIOUS	VARIOUS	347,585.		347,585.
NT JOY03 17-19013 SEE ATTACHED	VARIOUS	VARIOUS		13,315.	-13,315.
NT 26-36252 SEE ATTACHED	VARIOUS	VARIOUS	44,219.	44,640.	-421.
NT 26-36252 COMMON TRUST FND SEE ATTACHED	VARIOUS	VARIOUS	75,051.		75,051.
NT-26-27568 SEE ATTACHED	VARIOUS	VARIOUS	2,539,705.	1,962,858.	576,847.
NT 26-27569 SEE ATTACHED	VARIOUS	VARIOUS	89,281,348.	86,474,114.	2,807,234.
NT 26-36074 SEE ATTACHED	VARIOUS	VARIOUS	1,536,269.	1,227,185.	309,084.
NT 26-36079 SEE ATTACHED	VARIOUS	VARIOUS	59,354.	59,354.	
NT 26-36079 COMMON TRUST FND SEE ATTACHED	VARIOUS	VARIOUS	343,990.		343,990.

1b. Total. Combine the amounts in column (f). Enter here and on Schedule D, line 1b **4,320,467.**

For Paperwork Reduction Act Notice, see the Instructions for Form 1041.

Schedule D-1 (Form 1041) 2007

Name of estate or trust as shown on Form 1041 Do not enter name and employer identification number if shown on the other side

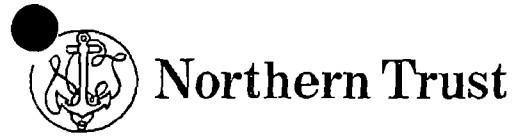
Employer identification number

Part II Long-Term Capital Gains and Losses - Assets Held More Than One Year

(a) Description of property (Example 100 sh 7% preferred of "Z" Co)	(b) Date acquired (mo, day, yr)	(c) Date sold (mo, day, yr)	(d) Sales price (see page 40 of the instructions)	(e) Cost or other basis (see page 40 of the instructions)	(f) Gain or (loss) Subtract (e) from (d)
6a NT 26-36252 SEE ATTACHED	08312006	11152007	15,098.	15,058.	40.
NT-26-27568 SEE ATTACHED	VARIOUS	VARIOUS	14,243,755.	13,582,057.	661,698.
NT 26-27569 SEE ATTACHED	VARIOUS	VARIOUS	10,838,499.	7,820,890.	3,017,609.
NT 26-36074 SEE ATTACHED	VARIOUS	VARIOUS	17,940,091.	11,773,897.	6,166,194.
NT 26-36079 SEE ATTACHED	VARIOUS	VARIOUS	33,083,632.	22,577,327.	10,506,305.
NT JOY01 17-36142 SEE ATTACHED	VARIOUS	VARIOUS	14,911.		14,911.
JOY02 - BOSTON SEE ATTACHED	VARIOUS	VARIOUS	37,134,224.	29,686,771.	7,447,453.
NT JOY03 17-19013 SEE ATTACHED	VARIOUS	VARIOUS	5,536,124.		5,536,124.
NT JOY05 17-83633 SEE ATTACHED	VARIOUS	VARIOUS	3,853,167.		3,853,167.
NT-2636077 SEE ATTACHED	VARIOUS	VARIOUS	64,543,243.	65,983,258.	-1,440,015.
NT 26-36077 CAPITAL GAIN SEE ATTACHED	VARIOUS	VARIOUS	155,617.		155,617.
NT 26-36077 SEC 1256 LOSS SEE ATTACHED	VARIOUS	VARIOUS		21,701.	-21,701.
NT 26-36103 CAPITAL GAIN SEE ATTACHED	VARIOUS	VARIOUS	194,806.		194,806.
NT 26-36252 COMMON TRUST FND SEE ATTACHED	VARIOUS	VARIOUS	4,747,292.		4,747,292.
NT 26-27569 CAPITAL GAIN SEE ATTACHED	VARIOUS	VARIOUS	350.		350.
NT 26-27569 CAPITAL GAIN SEE ATTACHED	VARIOUS	VARIOUS	179.		179.
NT 26-36074 CAPITAL GAIN SEE ATTACHED	VARIOUS	VARIOUS	53,652.		53,652.
NT 26-36079 COMMON TRUST FND SEE ATTACHED	VARIOUS	VARIOUS	7,139,523.		7,139,523.

6b. Total. Combine the amounts in column (f) Enter here and on Schedule D, line 6b 48,033,204.

Account Name:
JOYCE FOUNDATION PIM 26-36077



CDL

THE NORTHERN TRUST COMPANY
P.O. BOX 804358
CHICAGO, IL 60680

AGENT/CUSTODIAN TAX INFORMATION LETTER

Principal:

THE JOYCE FOUNDATION
ATTN: GIL SARMIENTO
THREE FIRST NATIONAL PLAZA
70 WEST MADISON STREET, SUITE 2750
CHICAGO, IL 60602

I.D. Number: XX-XXX9185
Tax Year
Beginning 01/01/2007
Ending 12/31/2007

ENTER THE AMOUNTS LISTED BELOW ON YOUR U S INCOME TAX RETURN

I N C O M E

U.S. GOVERNMENT INTEREST	1,861.
ACCRUED MARKET DISCOUNT INTEREST	148.
OTHER INTEREST INCOME	457,497.
U.S. GOVERNMENT INTEREST REPORTED AS DIVIDENDS:	
QUALIFIED	NONE
TOTAL FOR YEAR	50.
DIVIDEND INCOME:	
QUALIFIED	1,406.
TOTAL FOR YEAR	9,796,216.
SHORT TERM GAINS OR LOSSES:	
SECTION 1256 GAIN OR LOSS	-14,467.
OTHER GAIN OR LOSS	-283,616.
LONG TERM GAINS OR LOSSES:	
CAPITAL GAIN DIVIDENDS	155,617.
SECTION 1256 GAIN OR LOSS	-21,701.
OTHER GAIN OR LOSS	-1,440,015.

D E D U C T I O N S

INTEREST EXPENSE	16,371.
TOTAL AGENCY FEES	14,523.
SHARE ALLOCATED TO TAX-EXEMPT INCOME	118.
SHARE ALLOCATED TO TAXABLE INCOME	14,405.
TOTAL OTHER DEDUCTIONS	445,033.
SHARE ALLOCATED TO TAX-EXEMPT INCOME	3,625.
SHARE ALLOCATED TO TAXABLE INCOME	441,408.

Report the amounts listed above on your 2007 tax return. These may differ from payments actually received by you. The difference may be caused by the exclusion of tax-exempt income, our agreed plan of remitting, fiduciary deduction, or variance between your taxable year and that of this account. If you have interests in other accounts, appropriate schedules will follow.

JOYCE FOUNDATION PIMCO 26-36077
 Schedule D Detail of Short-term Capital Gains and Losses

Description	Date Acquired	Date Sold	Gross Sales Price	Cost or Other Basis	Short-term Gain/Loss
85000. US TREAS BILLS 03-01-2007					
DTD 08/31/2006PREASSIGN #	11/27/2006	03/01/2007	83,947.18	83,947.18	
40728.95 MFO PIMCO FDS PAC INVT					
MGMT SER REAL RETURN BD PO	07/26/2006	03/08/2007	428,061.25	426,983.78	1,077.47
83333.33 MFO PIMCO FDS PAC INVT					
MGMT SER REAL RETURN BD PO	07/26/2006	03/09/2007	870,000.00	876,666.65	-6,666.65
10000. UNITED STATES TREAS BILLS					
03-15-2007 T-BILL	12/11/2006	03/15/2007	9,878.54	9,878.54	
2800000. A- SWP098320 IRS USD P					
5.0-3ML UBS EXP 12/20/26	06/21/2006	04/12/2007	153,552.00	259,868.00	-106,316.00
263479.11 MFO PIMCO FDS PAC INVT					
MGMT SER SHORT-TERM PORTFO	01/24/2007	04/17/2007	2589999.61	2574190.93	15,808.68
95000. US TREAS BILLS 05-31-2007	03/12/2007	04/19/2007	93,828.14	93,808.56	19.58
10000. US TREAS BILLS 06-14-2007					
PREASSIGN # 00336					
351570.42 MFO PIMCO FDS PAC INVT	03/12/2007	04/19/2007	9,876.19	9,874.75	1.44
MGMT SER SHORT-TERM PORTFO	01/26/2007	05/22/2007	3470000.00	3434843.03	35,156.97
522796.35 MFO PIMCO FDS PAC INVT					
MGMT SER SHORT-TERM PORTFO	02/23/2007	05/23/2007	5160000.00	5120931.19	39,068.81
180796.73 MFO PIMCO FDS PAC INVT					
MGMT SER SHORT-TERM PORTFO	02/26/2007	06/26/2007	1770000.00	1774853.00	-4,853.00
173646.58 MFO PIMCO FDS PAC INVT					
MGMT SER SHORT-TERM PORTFO	02/27/2007	07/10/2007	1700000.00	1706248.13	-6,248.13
73544.43 MFO PIMCO FDS PAC INVT					
MGMT SER SHORT-TERM PORTFO	02/28/2007	07/12/2007	720,000.00	722,941.74	-2,941.74
67484.66 MFO PIMCO FDS PAC INVT					
MGMT SER SHORT-TERM PORTFO	02/27/2007	07/12/2007	660,000.00	663,374.21	-3,374.21
77709.61 MFO PIMCO FDS PAC INVT					
MGMT SER SHORT-TERM PORTFO	02/28/2007	07/17/2007	760,000.00	763,885.47	-3,885.47
36772.22 MFO PIMCO FDS PAC INVT					
MGMT SER SHORT-TERM PORTFO	02/28/2007	07/23/2007	360,000.00	361,470.92	-1,470.92
129856.85 MFO PIMCO FDS PAC INVT					
MGMT SER SHORT-TERM PORTFO	03/01/2007	07/27/2007	1270000.00	1276492.83	-6,492.83
59304.7 MFO PIMCO FDS PAC INVT					
MGMT SER SHORT-TERM PORTFO	03/01/2007	07/31/2007	580,000.00	582,965.20	-2,965.20
Totals					

JOYCE FOUNDATION PIMCO 26-36077
 Schedule D Detail of Long-term Capital Gains and Losses

Description	Date Acquired	Date Sold	Gross Sales Price	Cost or Other Basis	Long-term Gain/Loss
15% RATE CAPITAL GAINS (LOSSES)					
527.92 FHA INSD PROJ HUNTOON					
PAIGE #PL184-S 7.00 MTG PA	09/01/1992	01/04/2007	527.92	519.22	8.70
163793.1 MFO PIMCO PAPS MORTGAGE	01/30/2004	01/10/2007	1710000.00	1738258.76	-28,258.76
53.18 FHLMC POOL #160080 10.5					
05-01-2009 DUE 5-1-2009 RE	12/31/1985	01/16/2007	53.18	39.19	13.99
40.49 FHLMC POOL # 160088 10.5					
09-01-2009 DUE 9-1-2009 RE	12/31/1985	01/16/2007	40.49	29.84	10.6
29.62 GNMA POOL #479461 SER					
2030 9% DUE 07-15-2030 REG	05/02/2001	01/16/2007	29.62	30.99	-1.37
5.87 GNMA POOL #479591 SER					
2030 9% DUE 09-15-2030 REG	05/02/2001	01/16/2007	5.87	6.14	-0.27
16.32 GNMA POOL #531353 SER					
2030 8.5% DUE 09-15-2030 R	01/16/2001	01/16/2007	16.32	16.93	-0.61
388.32 GNMA POOL #198793 8% DUE					
04-15-2017 REG SERIES 2017	04/27/1989	01/16/2007	388.32	354.65	33.67
327569.65 MFO PIMCO PAPS MORTGAGE					
PORTFOLIO INSTL CL	06/29/2004	01/17/2007	3410000.00	3466053.84	-56,053.84
163147.79 MFO PIMCO PAPS MORTGAGE					
PORTFOLIO INSTL CL	06/29/2004	01/18/2007	1700000.00	1701308.97	-1,308.97
82.05 CMO CWBMS INC PTHRU CTFS					
CHL MTG 2001-HYB1 CL 2-A-1	05/29/2002	01/19/2007	82.05	83.59	-1.54
327255.28 MFO PIMCO PAPS MORTGAGE					
PORTFOLIO INSTL CL	07/01/2004	01/19/2007	3410000.00	3431799.00	-21,799.00
965.31 GNMA II POOL #080356 SER					
2029 6.125% DUE 12-20-2029	03/12/2001	01/22/2007	965.31	978.66	-13.35
327884.62 MFO PIMCO PAPS MORTGAGE					
PORTFOLIO INSTL CL	08/23/2004	01/23/2007	3410000.00	3477799.07	-67,799.07
7.47 FNMA REMIC TR SER					
1993-170 CL L 1122.4 GTD M	04/12/1994	01/25/2007	7.47	7.47	
61.71 FNMA POOL #000761 16%					
DUE 09-01-2012 REGCTF DUE	11/04/1983	01/25/2007	61.71	62.50	-0.79
Totals					

JOYCE FOUNDATION PIMCO 26-36077
 Schedule D Detail of Long-term Capital Gains and Losses

Description	Date Acquired	Date Sold	Gross Sales Price	Cost or Other Basis	Long-term Gain/Loss
20.08 FNMA POOL #001491 15.75% DUE 12-01-2011 REG	02/10/1983	01/25/2007	20.08	20.19	-0.11
508.63 FNMA POOL #362968 ADJ RT DUE 01-01-2026 REG	03/26/2001	01/25/2007	508.63	521.82	-13.19
59. STRUCTURED ASI SECS CORP 673.35 CMO WAMU MTG PASS-THRU	07/25/2002	01/25/2007	59.00	60.66	-1.66
CTFS 2002-AR11 MTG PASSTHR	10/01/2002	01/25/2007	673.35	688.81	-15.46
3390.84 FHA CARDINAL POINTE APTS MTG LN PROJ #092-23096 7.1	06/29/2000	01/29/2007	3,390.84	3,397.20	-6.36
531.22 FHA INSD PROJ HUNTOON PAIGE #PL184-S 7.00 MTG PA	09/01/1992	01/31/2007	531.22	522.47	8.75
490384.62 MFO PIMCO PAPS MORTGAGE PORTFOLIO INSTL CL	09/30/2004	02/01/2007	5100000.00	5218557.88	-118,557.88
325670.5 MFO PIMCO PAPS MORTGAGE 326003.82 MFO PIMCO PAPS MORTGAGE	03/09/2005	02/05/2007	3400000.00	3447015.87	-47,015.87
26.88 FHLMC POOL #160080 10.5 05-01-2009 DUE 5-1-2009 RE	03/15/2005	02/06/2007	3410000.00	3418448.27	-8,448.27
41.35 FHLMC POOL # 160088 10.5 09-01-2009 DUE 9-1-2009 RE	12/31/1985	02/15/2007	26.88	19.81	7.07
90.69 GNMA POOL #479461 SER 2030 9% DUE 07-15-2030 REG	12/31/1985	02/15/2007	41.35	30.47	10.88
9.17 GNMA POOL #479591 SER 2030 9% DUE 09-15-2030 REG	05/02/2001	02/15/2007	90.69	94.88	-4.19
10.53 GNMA POOL #531353 SER 2030 8.5% DUE 09-15-2030 R	05/02/2001	02/15/2007	9.17	9.59	-0.42
245.11 GNMA POOL #198793 8% DUE 04-15-2017 REG SERIES 2017	01/16/2001	02/15/2007	10.53	10.92	-0.39
752.71 GNMA POOL #080356 SER 2029 6.125% DUE 12-20-2029	04/27/1989	02/15/2007	245.11	223.95	21.16
116.9 CMO CWBMS INC PTHRU CTFS CHL MTG 2001-HYB1 CL 2-A-1	03/12/2001	02/20/2007	752.71	763.12	-10.41
7.27 FNMA REMIC TR SER 1993-170 CL L 1122.4 GTD M	05/29/2002	02/21/2007	116.90	119.09	-2.19
	04/12/1994	02/26/2007	7.27	7.27	
Totals					

JOYCE FOUNDATION PIMCO 26-36077
 Schedule D Detail of Long-term Capital Gains and Losses

Description	Date Acquired	Date Sold	Gross Sales Price	Cost or Other Basis	Long-term Gain/Loss
57.37 FNMA POOL #000761 16% DUE 09-01-2012 REGCTF DUE	11/04/1983	02/26/2007	57.37	58.10	-0.73
20.72 FNMA POOL #001491 15.75% DUE 12-01-2011 REG	02/10/1983	02/26/2007	20.72	20.83	-0.11
507.67 FNMA POOL #362968 ADJ RT DUE 01-01-2026 REG	03/26/2001	02/26/2007	507.67	520.84	-13.17
1889.25 STRUCTURED AST SECS CORP 2002-16A MTG PASSTHRU CTF	07/25/2002	02/26/2007	1,889.25	1,942.39	-53.14
1264.89 CMO WAMU MTG PASS-THRU CTFS 2002-AR11 MTG PASSTHR	10/01/2002	02/26/2007	1,264.89	1,293.93	-29.04
3411.32 FHA CARDINAL POINTE APTS MTG LN PROJ #092-23096 7.1	06/29/2000	02/28/2007	3,411.32	3,417.72	-6.40
82699.62 MFO PIMCO FDS PAC INVT MGMT SER REAL RETURN BD PO	02/09/2006	03/07/2007	870,000.00	882,645.73	-12,645.73
42049.36 MFO PIMCO FDS PAC INVT MGMT SER REAL RETURN BD PO	02/09/2006	03/08/2007	441,938.75	449,507.64	-7,568.89
534.54 FHA INSD PROJ HUNTOON PAIGE #PL184-S 7.00 MTG PA	09/01/1992	03/08/2007	534.54	525.73	8.81
25.39 FHLMC POOL #160080 10.5 05-01-2009 DUE 5-1-2009 RE	12/31/1985	03/15/2007	25.39	18.71	6.68
41.39 FHLMC POOL # 160088 10.5 09-01-2009 DUE 9-1-2009 RE	12/31/1985	03/15/2007	41.39	30.50	10.89
30.56 GNMA POOL #479461 SER 2030 9% DUE 07-15-2030 REG	05/02/2001	03/15/2007	30.56	31.97	-1.41
6.05 GNMA POOL #479591 SER 2030 9% DUE 09-15-2030 REG	05/02/2001	03/15/2007	6.05	6.33	-0.28
18.07 GNMA POOL #531353 SER 2030 8.5% DUE 09-15-2030 R	01/16/2001	03/15/2007	18.07	18.74	-0.67
246.85 GNMA POOL #198793 8% DUE 04-15-2017 REG SERIES 2017	04/27/1989	03/15/2007	246.85	225.65	21.20
81.97 CMO CWMBS INC PTHRU CTF CHL MTG 2001-HYB1 CL 2-A-1	05/29/2002	03/20/2007	81.97	83.51	-1.54
1408.02 GNMAII POOL #080356 SER 2029 6.125% DUE 12-20-2029	03/12/2001	03/20/2007	1,408.02	1,427.49	-19.47
Totals					

JSA
7F0970 1 000

JOYCE FOUNDATION PIMCO 26-36077
 Schedule D Detail of Long-term Capital Gains and Losses

Description	Date Acquired	Date Sold	Gross Sales Price	Cost or Other Basis	Long-term Gain/Loss
73311.36 UTD AIR LINES INC SER	12/14/1993	03/23/2007	73,311.36	73,521.76	-210.40
A-4 9.21 PASS THRU CTF DUE					
7.08 FNMA REMIC TR SER	04/12/1994	03/26/2007	7.08	7.08	
1993-170 CL L 1122.4 GTD M					
51.77 FNMA POOL #000761 16%	11/04/1983	03/26/2007	51.77	52.43	-0.66
DUE 09-01-2012 REG CTF DUE					
21. FNMA POOL #001491 15.75%	02/10/1983	03/26/2007	21.00	21.12	-0.12
DUE 12-01-2011 REG					
520.68 FNMA POOL #362968 ADJ RT	03/26/2001	03/26/2007	520.68	534.19	-13.51
DUE 01-01-2026 REG					
166.53 STRUCTURED AST SECS CORP	07/25/2002	03/26/2007	166.53	171.21	-4.68
2002-16A MTG PASSTHRU CTF					
2779.13 CMO WAMU MTG PASS-THRU	10/01/2002	03/26/2007	2,779.13	2,842.94	-63.81
CTFS 2002-AR11 MTG PASSTHR					
3431.93 FHA CARDINAL POINTE APTS	06/29/2000	03/28/2007	3,431.93	3,438.36	-6.43
MTG LN PROJ #092-23096 7.1					
537.88 FHA INSD PROJ HUNTOON	09/01/1992	04/03/2007	537.88	529.02	8.86
PAIGE #PL184-S 7.00 MTG PA					
25.69 FHLMC POOL #160080 10.5	12/31/1985	04/16/2007	25.69	18.93	6.76
05-01-2009 DUE 5-1-2009 RE					
41.46 FHLMC POOL # 160088 10.5	12/31/1985	04/16/2007	41.46	30.55	10.91
09-01-2009 DUE 9-1-2009 RE					
29.86 GNMA POOL #479461 SER	05/02/2001	04/16/2007	29.86	31.24	-1.38
2030 9% DUE 07-15-2030 REG					
6.16 GNMA POOL #479591 SER	05/02/2001	04/16/2007	6.16	6.44	-0.28
2030 9% DUE 09-15-2030 REG					
18.21 GNMA POOL #531353 SER	01/16/2001	04/16/2007	18.21	18.89	-0.68
2030 8.5% DUE 09-15-2030 R					
248.59 GNMA POOL #198793 8% DUE	04/27/1989	04/16/2007	248.59	227.36	21.23
04-15-2017 REG SERIES 2017					
.04 MFO PIMCO FDS PAC INVT	09/22/2005	04/17/2007	0.39	0.39	
MGMT SER SHORT-TERM PORTFO					
82.5 CMO CWBMS INC PTHRU CTF	05/29/2002	04/19/2007	82.50	84.05	-1.55
CHL MTG 2001-HYB1 CL 2-A-1					
Totals					

JOYCE FOUNDATION PIMCO 26-36077
 Schedule D Detail of Long-term Capital Gains and Losses

Description	Date Acquired	Date Sold	Gross Sales Price	Cost or Other Basis	Long-term Gain/Loss
42.12 GNMAII POOL #080356 SER					
2029 6.125% DUE 12-20-2029	03/12/2001	04/20/2007	42.12	42.70	-0.58
6.89 FNMA REMIC TR SER					
1993-170 CL L 1122.4 GTD M	04/12/1994	04/25/2007	6.89	6.89	
53.12 FNMA POOL #000761 16%					
DUE 09-01-2012 REGCTF DUE	11/04/1983	04/25/2007	53.12	53.80	-0.68
21.01 FNMA POOL #001491 15.75%					
DUE 12-01-2011 REG	02/10/1983	04/25/2007	21.01	21.13	-0.12
20742.45 FNMA POOL #362968 ADJ RT					
DUE 01-01-2026 REG	03/26/2001	04/25/2007	20,742.45	21,280.46	-538.01
1893.35 STRUCTURED AST SECS CORP					
2002-16A MTG PASSTHRU CTF	07/25/2002	04/25/2007	1,893.35	1,946.60	-53.25
4573.96 CMO WAMU MTG PASS-THRU					
CTFS 2002-AR11 MTG PASSTHR	10/01/2002	04/25/2007	4,573.96	4,678.98	-105.02
3452.66 FHA CARDINAL POINTE APTS					
MTG LN PROJ #092-23096 7.1	06/29/2000	04/27/2007	3,452.66	3,459.13	-6.47
541.24 FHA INSD PROJ HUNTOON					
PAIGE #PL184-S 7.00 MTG PA	09/01/1992	05/04/2007	541.24	532.32	8.92
25.67 FHLMC POOL #160080 10.5					
05-01-2009 DUE 5-1-2009 RE	12/31/1985	05/15/2007	25.67	18.92	6.75
42.55 FHLMC POOL # 160088 10.5					
09-01-2009 DUE 9-1-2009 RE	12/31/1985	05/15/2007	42.55	31.35	11.20
30.08 GNMA POOL #479461 SER					
2030 9% DUE 07-15-2030 REG	05/02/2001	05/15/2007	30.08	31.47	-1.39
2299.7 GNMA POOL #479591 SER					
2030 9% DUE 09-15-2030 REG	05/02/2001	05/15/2007	2,299.70	2,405.88	-106.18
18.35 GNMA POOL #531353 SER					
2030 8.5% DUE 09-15-2030 R	01/16/2001	05/15/2007	18.35	19.03	-0.68
250.36 GNMA POOL #198793 8% DUE					
04-15-2017 REG SERIES 2017	04/27/1989	05/15/2007	250.36	229.08	21.28
82.55 CMO CWBBS INC PTHRU CTF					
CHL MTG 2001-HYB1 CL 2-A-1	05/29/2002	05/21/2007	82.55	84.10	-1.55
714.41 GNMAII POOL #080356 SER					
2029 6.125% DUE 12-20-2029	03/12/2001	05/21/2007	714.41	724.29	-9.88
Totals					

fSA
7F0970 1 000

JOYCE FOUNDATION PIMCO 26-36077
 Schedule D Detail of Long-term Capital Gains and Losses

Description	Date Acquired	Date Sold	Gross Sales Price	Cost or Other Basis	Long-term Gain/Loss
6.7 FNMA REMIC TR SER					
1993-170 CL L 1122.4 GTD M	04/12/1994	05/25/2007	6.70	6.70	
53.38 FNMA POOL #000761 16%					
DUE 09-01-2012 REGCTF DUE	11/04/1983	05/25/2007	53.38	54.06	-0.68
118.94 FNMA POOL #001491 15.75%					
DUE 12-01-2011 REG	02/10/1983	05/25/2007	118.94	119.60	-0.66
478.51 FNMA POOL #362968 ADJ RT					
DUE 01-01-2026 REG	03/26/2001	05/25/2007	478.51	490.92	-12.41
12696.75 STRUCTURED AST SECS CORP					
2002-16A MTG PASSTHRU CTF	07/25/2002	05/25/2007	12,696.75	13,053.85	-357.10
3768.68 CMO WAMU MTG PASS-THRU					
CTFS 2002-AR11 MTG PASSTHR	10/01/2002	05/25/2007	3,768.68	3,855.21	-86.53
3473.53 FHA CARDINAL POINTE APTS					
MTG LN PROJ #092-23096 7.1	06/29/2000	05/30/2007	3,473.53	3,480.04	-6.51
544.62 FHA INSD PROJ HUNTOON					
PAIGE #PL184-S 7.00 MTG PA	09/01/1992	06/05/2007	544.62	535.65	8.97
336240.16 MFO PIMCO FDS PAC INVT					
MGMT SER U S GOVTSECTOR PO	03/11/2005	06/07/2007	3416200.00	3609302.48	-193,102.48
503864.31 MFO PIMCO FDS PAC INVT					
MGMT SER U S GOVTSECTOR PO	04/18/2005	06/08/2007	5124300.00	5403280.79	-278,980.79
24.58 FHLMC POOL #160080 10.5					
05-01-2009 DUE 5-1-2009 RE	12/31/1985	06/15/2007	24.58	18.11	6.47
44.6 FHLMC POOL # 160088 10.5					
09-01-2009 DUE 9-1-2009 RE	12/31/1985	06/15/2007	44.60	32.86	11.74
32.29 GNMA POOL #479461 SER					
2030 9% DUE 07-15-2030 REG	05/02/2001	06/15/2007	32.29	33.78	-1.49
3.34 GNMA POOL #479591 SER					
2030 9% DUE 09-15-2030 REG	05/02/2001	06/15/2007	3.34	3.49	-0.15
18.48 GNMA POOL #531353 SER					
2030 8.5% DUE 09-15-2030 R	01/16/2001	06/15/2007	18.48	19.17	-0.69
252.13 GNMA POOL #198793 8% DUE					
04-15-2017 REG SERIES 2017	04/27/1989	06/15/2007	252.13	230.81	21.32
83.1 CMO CWBMS INC PTHRU CTF					
CHL MTG 2001-HYB1 CL 2-A-1	05/29/2002	06/19/2007	83.10	84.66	-1.56
Totals					

JOYCE FOUNDATION PIMCO 26-36077
 Schedule D Detail of Long-term Capital Gains and Losses

Description	Date Acquired	Date Sold	Gross Sales Price	Cost or Other Basis	Long-term Gain/Loss
465.57 GNMA II POOL #080356 SER					
2029 6.125% DUE 12-20-2029	03/12/2001	06/20/2007	465.57	472.01	-6.44
105158.73 MFO PIMCO FDS PAC INVT					
MGMT SER U S GOVTSECTOR PO	04/18/2005	06/21/2007	1060000.00	1137817.46	-77,817.46
6.49 FNMA REMIC TR SER					
1993-170 CL L 1122.4 GTD M	04/12/1994	06/25/2007	5,224.16	5,224.16	
54.15 FNMA POOL #000761 16%					
DUE 09-01-2012 REGCTF DUE	11/04/1983	06/25/2007	54.15	54.84	-0.69
16.59 FNMA POOL #001491 15.75%					
DUE 12-01-2011 REG	02/10/1983	06/25/2007	16.59	16.68	-0.09
466.34 FNMA POOL #362968 ADJ RT					
DUE 01-01-2026 REG	03/26/2001	06/25/2007	466.34	478.44	-12.10
34.52 STRUCTURED AST SECS CORP					
2002-16A MTG PASSTHRU CTF	07/25/2002	06/25/2007	34.52	35.49	-0.97
3595.31 CMO WAMU MTG PASS-THRU					
CTFS 2002-AR11 MTG PASSTHR	10/01/2002	06/25/2007	3,595.31	3,677.86	-82.55
3494.52 FHA CARDINAL POINTE APTS					
MTG LN PROJ #092-23096 7.1	06/29/2000	06/27/2007	3,494.52	3,501.07	-6.55
548.03 FHA INSD PROJ HUNTOON					
PAIGE #PL184-S 7.00 MTG PA	09/01/1992	07/03/2007	548.03	539.00	9.03
23421.31 PVTPL PHILIP MORRIS COS					
INC SERIES C SECURED LOAN	08/22/2005	07/10/2007	23,421.31	9,772.48	13,648.83
103448.28 MFO PIMCO FDS PAC INVT					
MGMT SER U S GOVTSECTOR PO	04/26/2005	07/11/2007	1050000.00	1119310.40	-69,310.40
97922.85 MFO PIMCO FDS PAC INVT					
MGMT SER U S GOVTSECTOR PO	05/04/2005	07/12/2007	990,000.00	1059933.32	-69,933.32
25.9 FHLMC POOL #160080 10.5	12/31/1985	07/16/2007	25.90	19.08	6.82
43.71 FHLMC POOL # 160088 10.5					
09-01-2009 DUE 9-1-2009 RE	12/31/1985	07/16/2007	43.71	32.21	11.50
30.57 GNMA POOL #479461 SER					
2030 9% DUE 07-15-2030 REG	05/02/2001	07/16/2007	30.57	31.98	-1.41
4.05 GNMA POOL #479591 SER					
2030 9% DUE 09-15-2030 REG	05/02/2001	07/16/2007	4.05	4.24	-0.19
18.62 GNMA POOL #531353 SER					
2030 8.5% DUE 09-15-2030 R	01/16/2001	07/16/2007	18.62	19.31	-0.69
Totals					

JOYCE FOUNDATION FIMCO 26-36077
 Schedule D Detail of Long-term Capital Gains and Losses

Description	Date Acquired	Date Sold	Gross Sales Price	Cost or Other Basis	Long-term Gain/Loss
253.91 GNMA POOL #198793 8% DUE					
04-15-2017 REG SERIES 2017	04/27/1989	07/16/2007	253.91	232.55	21.36
150590.55 MFO FIMCO FDS PAC INVIT					
MGMT SER U S GOVTSECTOR PO	05/04/2005	07/17/2007	1530000.00	1635413.38	-105,413.38
83415.11 MFO FIMCO FDS PAC INVIT					
MGMT SER U S GOVTSECTOR PO	05/04/2005	07/18/2007	850,000.00	905,888.09	-55,888.09
83.35 CMO CWBBS INC PTHRU CIFS					
CHL MTG 2001-HYB1 CL 2-A-1	05/29/2002	07/19/2007	83.35	84.91	-1.56
2331.36 GNMAII POOL #080356 SER					
2029 6.125% DUE 12-20-2029	03/12/2001	07/20/2007	2,331.36	2,363.60	-32.24
40039.06 MFO FIMCO FDS PAC INVIT					
MGMT SER U S GOVTSECTOR PO	05/04/2005	07/23/2007	410,000.00	434,824.19	-24,824.19
6.34 FNMA REMIC TR SER					
1993-170 CL L 1122.4 GTD M	04/12/1994	07/25/2007	6.34	6.34	
54.91 FNMA POOL #000761 16%					
DUE 09-01-2012 REGCTF DUE	11/04/1983	07/25/2007	54.91	55.61	-0.70
16.81 FNMA POOL #001491 15.75%					
DUE 12-01-2011 REG	02/10/1983	07/25/2007	16.81	16.90	-0.09
468.26 FNMA POOL #362968 ADJ RT					
DUE 01-01-2026 REG	03/26/2001	07/25/2007	468.26	480.41	-12.15
2050.19 STRUCTURED AST SECS CORP					
2002-16A MTG PASSTHRU CTF	07/25/2002	07/25/2007	2,050.19	2,107.85	-57.66
53743.54 CMO WAMU MTG PASS-THRU					
CTFS 2002-AR11 MTG PASSTHR	10/01/2002	07/25/2007	53,743.54	54,977.53	-1,233.99
3515.63 FHA CARDINAL POINTE APTS					
MTG LN PROJ #092-23096 7.1	06/29/2000	07/27/2007	3,515.63	3,522.22	-6.59
108262.11 MFO FIMCO FDS PAC INVIT					
MGMT SER U S GOVTSECTOR PO	05/18/2005	07/31/2007	1140000.00	1179823.66	-39,823.66
551.45 FHA INSD PROJ HUNTOON					
PAIGE #PL184-S 7.00 MTG PA	09/01/1992	08/01/2007	551.45	542.36	9.09
4651.84 UTD AIR LINES INC SER					
A-4 9.21 PASS THRUCTF DUE	12/14/1993	08/02/2007	4,651.84	4,665.19	-13.35
492891. MFO FIMCO FDS PAC INVIT					
MGMT SER U S GOVTSECTOR PO	07/25/2005	08/07/2007	5200000.00	5363787.35	-163,787.35
Totals					

JSA
7F0970 1 000

JOYCE FOUNDATION PIMCO 26-36077
 Schedule D Detail of Long-term Capital Gains and Losses

Description	Date Acquired	Date Sold	Gross Sales Price	Cost or Other Basis	Long-term Gain/Loss
28.63 FHLMC POOL #160080 10.5	12/31/1985	08/15/2007	28.63	21.10	7.53
05-01-2009 DUE 5-1-2009 RE					
40.18 FHLMC POOL # 160088 10.5	12/31/1985	08/15/2007	40.18	29.61	10.57
09-01-2009 DUE 9-1-2009 RE					
93.63 GNMA POOL #479461 SER	05/02/2001	08/15/2007	93.63	97.95	-4.32
2030 9% DUE 07-15-2030 REG					
3.34 GNMA POOL #479591 SER	05/02/2001	08/15/2007	3.34	3.49	-0.15
2030 9% DUE 09-15-2030 REG					
26.35 GNMA POOL #531353 SER	01/16/2001	08/15/2007	26.35	27.33	-0.98
2030 8.5% DUE 09-15-2030 R					
255.72 GNMA POOL #198793 8% DUE	04/27/1989	08/15/2007	255.72	234.32	21.40
04-15-2017 REG SERIES 2017					
161559.89 MFO PIMCO FDS PAC INVT					
MGMT SER U S GOVTSECTOR PO	09/16/2005	08/15/2007	1740000.00	1746825.33	-6,825.33
21912.35 MFO PIMCO FDS PAC INVT					
MGMT SER PVT ACCTPORTFOLIO	06/28/2004	08/15/2007	220,000.00	216,701.68	3,298.32
41346.15 MFO PIMCO FDS PAC INVT					
MGMT SER REAL RETURN BD PO	07/26/2006	08/15/2007	430,000.00	434,961.50	-4,961.50
MGMT SER REAL RETURN BD PO					
51.15 GNMAII POOL #080356 SER	03/12/2001	08/20/2007	51.15	51.86	-0.71
2029 6.125% DUE 12-20-2029					
12112.94 CMO CWBMS INC PTHRU CTFS	05/29/2002	08/21/2007	12,112.94	12,340.05	-227.11
CHL MTG 2001-HYB1 CL 2-A-1					
6.17 FNMA REMIC TR SER	04/12/1994	08/27/2007	2,664.42	2,664.42	
1993-170 CL L 1122.4 GTD M					
56.27 FNMA POOL #000761 16%	11/04/1983	08/27/2007	56.27	56.99	-0.72
DUE 09-01-2012 REGCTF DUE					
17.06 FNMA POOL #001491 15.75%	02/10/1983	08/27/2007	17.06	17.15	-0.09
DUE 12-01-2011 REG					
471.4 FNMA POOL #362968 ADJ RT	03/26/2001	08/27/2007	471.40	483.63	-12.23
DUE 01-01-2026 REG					
24.12 STRUCTURED AST SECS CORP	07/25/2002	08/27/2007	24.12	24.80	-0.68
2002-16A MTG PASSTHRU CTF					
138248.85 MFO PIMCO FDS PAC INVT	09/19/2005	08/28/2007	1500000.00	1507770.52	-7,770.52
MGMT SER U S GOVTSECTOR PO					
Totals					

JOYCE FOUNDATION PIMCO 26-36077
 Schedule D Detail of Long-term Capital Gains and Losses

Description	Date Acquired	Date Sold	Gross Sales Price	Cost or Other Basis	Long-term Gain/Loss
3536.87 FHA CARDINAL POINTE APTS					
MTG LN PROJ #092-23096 7.1	06/29/2000	08/30/2007	3,536.87	3,543.50	-6.63
167304.02 MFO PIMCO PAPS MORTGAGE					
PORTFOLIO INSTL CL	03/15/2005	09/04/2007	1750000.00	1753015.38	-3,015.38
164533.82 MFO PIMCO FDS PAC INVNT					
MGMT SER U S GOVTSECTOR PO	10/04/2005	09/14/2007	1800000.00	1789992.61	10,007.39
23.63 FHLMC POOL #160080 10.5					
05-01-2009 DUE 5-1-2009 RE	12/31/1985	09/17/2007	23.63	17.41	6.22
41.59 FHLMC POOL # 160088 10.5					
09-01-2009 DUE 9-1-2009 RE	12/31/1985	09/17/2007	41.59	30.65	10.94
31.56 GNMA POOL #479461 SER					
2030 9% DUE 07-15-2030 REG	05/02/2001	09/17/2007	31.56	33.02	-1.46
3.42 GNMA POOL #479591 SER					
2030 9% DUE 09-15-2030 REG	05/02/2001	09/17/2007	3.42	3.58	-0.16
26.67 GNMA POOL #531353 SER					
2030 8.5% DUE 09-15-2030 R	01/16/2001	09/17/2007	26.67	27.67	-1.00
257.52 GNMA POOL #198793 8% DUE					
04-15-2017 REG SERIES 2017	04/27/1989	09/17/2007	257.52	236.09	21.43
71.89 CMO CWBBS INC PTHRU CTF					
CHL MTG 2001-HYB1 CL 2-A-1	05/29/2002	09/19/2007	71.89	73.24	-1.35
934.86 GNMAII POOL #080356 SER					
2029 6.125% DUE 12-20-2029	03/12/2001	09/20/2007	934.86	947.79	-12.93
163284.13 MFO PIMCO FDS PAC INVNT					
MGMT SER U S GOVTSECTOR PO	10/04/2005	09/21/2007	1770000.00	1752038.69	17,961.31
5.99 FNMA REMIC TR SER					
1993-170 CL L 1122.4 GTD M	04/12/1994	09/25/2007	3,312.14	3,312.14	
57.2 FNMA POOL #000761 16% DUE					
09-01-2012 REGCTF DUE 9-1-	11/04/1983	09/25/2007	57.20	57.93	-0.73
17.28 FNMA POOL #001491 15.75%					
DUE 12-01-2011 REG	02/10/1983	09/25/2007	17.28	17.38	-0.10
474.29 FNMA POOL #362968 ADJ RT					
DUE 01-01-2026 REG	03/26/2001	09/25/2007	474.29	486.59	-12.30
2608.01 STRUCTURED AST SECS CORP					
2002-16A MTG PASSTHRU CTF	07/25/2002	09/25/2007	2,608.01	2,681.36	-73.35
Totals					

JOYCE FOUNDATION PIMCO 26-36077
 Schedule D Detail of Long-term Capital Gains and Losses

Description	Date Acquired	Date Sold	Gross Sales Price	Cost or Other Basis	Long-term Gain/Loss
558.37 FHA INSD PROJ HUNTOON	09/01/1992	10/03/2007	558.37	549.17	9.20
PAIGE #PL184-S 7.00 MTG PA					
3558.23 FHA CARDINAL POINTE APTS					
MTG LN PROJ #092-23096 7.1	06/29/2000	10/04/2007	3,558.23	3,564.90	-6.67
23.45 FHLMC POOL #160080 10.5					
05-01-2009 DUE 5-1-2009 RE	12/31/1985	10/15/2007	23.45	17.28	6.17
FHLMC POOL # 160088 10.5					
09-01-2009 DUE 9-1-2009 RE	12/31/1985	10/15/2007	82.09	60.49	21.60
GNMA POOL #479461 SER					
32.81	05/02/2001	10/15/2007	32.81	34.32	-1.51
2030 9% DUE 07-15-2030 REG					
GNMA POOL #479591 SER					
3.39	05/02/2001	10/15/2007	3.39	3.55	-0.16
2030 9% DUE 09-15-2030 REG					
GNMA POOL #531353 SER					
74.52	01/16/2001	10/15/2007	74.52	77.30	-2.78
2030 8.5% DUE 09-15-2030 R					
259.35	04/27/1989	10/15/2007	259.35	237.88	21.47
GNMA POOL #198793 8% DUE					
6848.35	05/29/2002	10/19/2007	6,848.35	6,976.75	-128.40
04-15-2017 REG SERIES 2017					
CHL MTG 2001-HYBI CL 2-A-1					
1083.27	03/12/2001	10/22/2007	1,083.27	1,098.25	-14.98
GNMAI POOL #080356 SER					
2029 6.125% DUE 12-20-2029					
5.83	04/12/1994	10/25/2007	2,482.72	2,482.72	
FNMA REMIC TR SER					
1993-170 CL L 1122.4 GTD M					
684. FNMA POOL #000761 16% DUE					
17.52	11/04/1983	10/25/2007	684.00	692.73	-8.73
09-01-2012 REGCTF DUE 9-1-					
FNMA POOL #001491 15.75%					
478.15	02/10/1983	10/25/2007	17.52	17.62	-0.10
DUE 12-01-2011 REG					
FNMA POOL #362968 ADJ RT					
18.72	03/26/2001	10/25/2007	478.15	490.55	-12.40
DUE 01-01-2026 REG					
STRUCTURED AST SECS CORP					
2002-16A MTG PASSTHRU CTF					
3579.73	07/25/2002	10/25/2007	18.72	19.25	-0.53
FHA CARDINAL POINTE APTS					
MTG LN PROJ #092-23096 7.1					
561.86	06/29/2000	10/29/2007	3,579.73	3,586.44	-6.71
FHA INSD PROJ HUNTOON					
PAIGE #PL184-S 7.00 MTG PA	09/01/1992	11/02/2007	561.86	552.60	9.26
Totals					

JSA
7F0970 1 000

JOYCE FOUNDATION PIMCO 26-36077
 Schedule D Detail of Long-term Capital Gains and Losses

Description	Date Acquired	Date Sold	Gross Sales Price	Cost or Other Basis	Long-term Gain/Loss
40.24 FHLMC POOL #160080 10.5	12/31/1985	11/15/2007	40.24	29.65	10.59
47.05 FHLMC POOL # 160088 10.5	12/31/1985	11/15/2007	47.05	34.67	12.38
32.06 GNMA POOL #479461 SER	05/02/2001	11/15/2007	32.06	33.54	-1.48
2030 9% DUE 07-15-2030 REG	05/02/2001	11/15/2007	3.42	3.58	-0.16
3.42 GNMA POOL #479591 SER	05/02/2001	11/15/2007	5.07	5.26	-0.19
2030 9% DUE 09-15-2030 REG	01/16/2001	11/15/2007	261.19	239.68	21.51
5.07 GNMA POOL #531353 SER	04/27/1989	11/15/2007	8,995.82	9,164.49	-168.67
2030 8.5% DUE 09-15-2030 R	05/29/2002	11/20/2007	2,378.22	2,411.10	-32.88
261.19 GNMA POOL #198793 8% DUE	03/12/2001	11/20/2007	1,769.12	1,769.12	
8995.82 CMO CWBMS INC PTHRU CTFS	04/12/1994	11/26/2007	50.40	51.04	-0.64
2378.22 GNMAII POOL #080356 SER	11/04/1983	11/26/2007	17.76	17.86	-0.10
5.67 FNMA REMIC TR SER	02/10/1983	11/26/2007	480.56	493.02	-12.46
1993-170 CL L 1122.4 GTD M	03/26/2001	11/26/2007	18.83	19.36	-0.53
50.4 FNMA POOL #000761 16% DUE	07/25/2002	11/26/2007	750,000.00	687,233.10	62,766.90
17.76 FNMA POOL #001491 15.75% DUE 12-01-2011 REG	10/04/2005	11/28/2007	3,601.36	3,608.11	-6.75
480.56 FNMA POOL #362968 ADJ RT	06/29/2000	11/28/2007	565.39	556.07	9.32
DUE 01-01-2026 REG	09/01/1992	12/05/2007			
18.83 STRUCTURED AST SECS CORP	12/02/2005	12/06/2007	2310000.00	2102067.95	207,932.05
2002-16A MTG PASSTHRU CTF					
64047.82 MFO PIMCO FDS PAC INVT					
MGMT SER U S GOVTSECTOR PO					
3601.36 FHA CARDINAL POINTE APTS					
MTG LN PROJ #092-23096 7.1					
565.39 FHA INSD PROJ HUNTOON					
PAIGE #PL184-S 7.00 MTG PA					
196095.08 MFO PIMCO FDS PAC INVT					
MGMT SER U S GOVTSECTOR PO					
Totals					

JSA
7F0970 1 000


JOYCE FOUNDATION PIMCO 26-36077
 Schedule D Detail of Long-term Capital Gains and Losses

Description	Date Acquired	Date Sold	Gross Sales Price	Cost or Other Basis	Long-term Gain/Loss
554.9 FHA INSD PROJ HUNTOON	09/01/1992	12/12/2007	554.90	545.76	9.14
PAIGE #PL184-S 7.00 MTG PA					
24.01 FHLMC POOL #160080 10.5	12/31/1985	12/17/2007	24.01	17.69	6.32
05-01-2009 DUE 5-1-2009 RE					
32.17 FHLMC POOL # 160088 10.5	12/31/1985	12/17/2007	32.17	23.70	8.47
09-01-2009 DUE 9-1-2009 RE					
32.29 GNMA POOL #479461 SER	05/02/2001	12/17/2007	32.29	33.78	-1.49
2030 9% DUE 07-15-2030 REG					
4.19 GNMA POOL #479591 SER	05/02/2001	12/17/2007	4.19	4.38	-0.19
2030 9% DUE 09-15-2030 REG					
5.1 GNMA POOL #531353 SER	01/16/2001	12/17/2007	5.10	5.29	-0.19
2030 8.5% DUE 09-15-2030 R					
263.03 GNMA POOL #198793 8% DUE	04/27/1989	12/17/2007	263.03	241.50	21.53
04-15-2017 REG SERIES 2017					
324253.59 MFO PIMCO FDS PAPS	12/15/2006	12/18/2007	3365752.24	3669475.77	-303,723.53
EMERGING MKTS PORTFOLIO IN					
43. CMO CWBMS INC PTHRU CTFS	05/29/2002	12/19/2007	43.00	43.81	-0.81
CHL MTG 2001-HYB1 CL 2-A-1					
866.79 GNMAII POOL #080356 SER	03/12/2001	12/20/2007	866.79	878.78	-11.99
2029 6.125% DUE 12-20-2029					
17527.68 MFO PIMCO FDS PAC INVT	07/26/2006	12/20/2007	189,649.44	184,391.20	5,258.24
MGMT SER REAL RETURN BD PO					
68706.82 MFO PIMCO FDS PAC INVT	12/15/2006	12/21/2007	739,972.45	722,447.85	17,524.60
MGMT SER REAL RETURN BD PO					
51.77 FNMA POOL #000761 16%	11/04/1983	12/26/2007	51.77	52.43	-0.66
DUE 09-01-2012 REGCTF DUE					
18. FNMA POOL #001491 15.75%	02/10/1983	12/26/2007	18.00	18.10	-0.10
DUE 12-01-2011 REG					
12262.48 FNMA POOL #362968 ADJ RT	03/26/2001	12/26/2007	12,262.48	12,580.54	-318.06
DUE 01-01-2026 REG					
746.9 STRUCTURED AST SECS CORP	07/25/2002	12/26/2007	746.90	767.91	-21.01
2002-16A MTG PASSTHRU CTF					
3623.12 FHA CARDINAL POINTE APTS	06/29/2000	12/28/2007	3,623.12	3,629.91	-6.79
MTG LN PROJ #092-23096 7.1					
Totals					

JOYCE FOUNDATION PIMCO 26-36077
 Schedule D Detail of Long-term Capital Gains and Losses

Description	Date Acquired	Date Sold	Gross Sales Price	Cost or Other Basis	Long-term Gain/Loss
TOTAL 15% RATE CAPITAL GAINS (LOSSES)			64543243.00	65983258.00	-1440015.00
Totals			64543243.00	65983258.00	-1440015.00

Account Name:
JOYCE FOUNDATION CAS. ACCOUNT 26-36103



CDL

THE NORTHERN TRUST COMPANY
P.O. BOX 804358
CHICAGO, IL 60680

AGENT/CUSTODIAN TAX INFORMATION LETTER

Principal:

THE JOYCE FOUNDATION
ATTN: GIL SARMIENTO
THREE FIRST NATIONAL PLAZA
70 WEST MADISON STREET, SUITE 2750
CHICAGO, IL 60602

I.D. Number: XX-XXX9185

Tax Year
Beginning 01/01/2007
Ending 12/31/2007

ENTER THE AMOUNTS LISTED BELOW ON YOUR U S INCOME TAX RETURN

I N C O M E

DIVIDEND INCOME:

QUALIFIED	NONE
TOTAL FOR YEAR	314,339.
SHORT TERM GAINS OR LOSSES:	
OTHER GAIN OR LOSS	-45,692.
LONG TERM GAINS OR LOSSES:	
CAPITAL GAIN DIVIDENDS	194,806.
OTHER TAXABLE INCOME	394,914.

D E D U C T I O N S

AGENCY FEES 183,018.

S T A T E I N C O M E T A X I N F O R M A T I O N

FOR ILLINOIS STATE INCOME TAX PURPOSES:

THE ABOVE ITEMS ARE USED IN CALCULATING YOUR FEDERAL ADJUSTED GROSS INCOME. THE FOLLOWING ITEMS, IF ANY, ARE MODIFICATIONS OF THAT INCOME. IF YOU HAVE ANY QUESTIONS, YOU SHOULD CONSULT YOUR TAX COUNSEL.

ADJUSTMENTS TO FEDERAL AMOUNTS NONE


IF YOU HAVE ANY QUESTIONS CONCERNING THE PRECEDING INFORMATION, PLEASE CALL ALEXANDRA BRZEZINSKI AT (312)444-3045.

Report the amounts listed above on your 2007 tax return. These may differ from payments actually received by you. The difference may be caused by the exclusion of tax-exempt income, our agreed plan of remitting, fiduciary deduction, or variance between your taxable year and that of this account. If you have interests in other accounts, appropriate schedules will follow.

JOYCE FOUNDATION CASH ACCOUNT 26-36103
 Schedule D Detail of Short-term Capital Gains and Losses

Description	Date Acquired	Date Sold	Gross Sales Price	Cost or Other Basis	Short-term Gain/Loss
13600. MFC ISHARES TR MSCI EAFE	12/14/2007	12/20/2007	1068420.04	1114112.00	-45,691.96
Totals			1068420.00	1114112.00	-45,692.00

Account Name:
JOYCE FOUNDATION PRIVATE EQUITY 26-26615



CDL

THE NORTHERN TRUST COMPANY
P.O. BOX 804358
CHICAGO, IL 60680

AGENT/CUSTODIAN TAX INFORMATION LETTER

Principal:

THE JOYCE FOUNDATION
ATTN: GIL SARMIENTO
THREE FIRST NATIONAL PLAZA
70 WEST MADISON STREET, SUITE 2750
CHICAGO, IL 60602

I.D. Number: XX-XXX9185

Tax Year
Beginning 01/01/2007
Ending 12/31/2007

ENTER THE AMOUNTS LISTED BELOW ON YOUR U S INCOME TAX RETURN

I N C O M E

DIVIDEND INCOME:

QUALIFIED	NONE
TOTAL FOR YEAR	4,607.
SHORT TERM GAINS OR LOSSES:	
OTHER GAIN OR LOSS	218,187.

D E D U C T I O N S

AGENCY FEES	14,095.
OTHER DEDUCTIONS	15.

S T A T E I N C O M E T A X I N F O R M A T I O N

FOR ILLINOIS STATE INCOME TAX PURPOSES:
THE ABOVE ITEMS ARE USED IN CALCULATING YOUR FEDERAL ADJUSTED GROSS INCOME. THE FOLLOWING ITEMS, IF ANY, ARE MODIFICATIONS OF THAT INCOME. IF YOU HAVE ANY QUESTIONS, YOU SHOULD CONSULT YOUR TAX COUNSEL.

ADJUSTMENTS TO FEDERAL AMOUNTS NONE

O T H E R I N F O R M A T I O N

IF, DURING THE PRIOR CALENDAR YEAR, YOU HELD AN INVESTMENT IN AN ALTERNATIVE INVESTMENT SUCH AS A PARTNERSHIP (INCLUDING HEDGE FUNDS, PRIVATE EQUITY FUNDS OR ANY OTHER TYPE OF INVESTMENT FOR WHICH A SCHEDULE K-1 IS REQUIRED), AN OIL AND GAS VENTURE, A RENTAL REAL ESTATE PROPERTY, OR A FARM

Report the amounts listed above on your 2007 tax return. These may differ from payments actually received by you. The difference may be caused by the exclusion of tax-exempt income, our agreed plan of remitting, fiduciary deduction, or variance between your taxable year and that of this account. If you have interests in other accounts, appropriate schedules will follow.

JOYCE FOUNDATION PRIVATE EQUITY 26-26615
 Schedule D Detail of Short-term Capital Gains and Losses

Description	Date Acquired	Date Sold	Gross Sales Price	Cost or Other Basis	Short-term Gain/Loss
11587. HEALTHSPRING INC COM STK	11/01/2007	11/06/2007	220,689.56	2,502.80	218,186.76
Totals			220,690.00	2,503.00	218,187.00

JSA
7F09711 000

TAXABLE YEAR ENDING 12/31/07

JOY05 17-83633

The following amounts represent the total short and long-term realized gains and losses for the year ending December 31, 2007

Short-term Realized Gains/Losses (including translation)	347,585.28
Long-term Realized Gains/Losses (including translation)	3,853,166.80

TRANSLATION GAIN/LOSS BREAKDOWN

Translation Gain/Loss due to Sales	1,551,945.17
Translation Gain/Loss due to Capital Changes	0.00
Translation Gain/Loss due to Foreign Exchange	(208,814.66)
Translation Gain/Loss due to Cash Disbursements	150,534.09
Translation Gain/Loss due to Maturities	0.00
Translation Gain/Loss due to Amortization	0.00
TOTAL TRANSLATION GAIN/LOSS	1,493,664.60

TAXABLE YEAR ENDING 12/31/07

JOY03 17-19013

The following amounts represent the total short and long-term realized gains and losses for the year ending December 31, 2007

Short-term Realized Gains/Losses (including translation)	(13,314 86)
Long-term Realized Gains/Losses (including translation)	5,536,124 36

TRANSLATION GAIN/LOSS BREAKDOWN

Translation Gain/Loss due to Sales	732,567 01
Translation Gain/Loss due to Capital Changes	0 00
Translation Gain/Loss due to Foreign Exchange	(40,142 37)
Translation Gain/Loss due to Cash Disbursements	7,233 25
Translation Gain/Loss due to Maturities	0 00
Translation Gain/Loss due to Amortization	0.00
TOTAL TRANSLATION GAIN/LOSS	699,657.89

TAXABLE YEAR ENDING 12/31/07

JOY01 17-36142

The following amounts represent the total short and long-term realized gains and losses for the year ending December 31, 2007

Short-term Realized Gains/Losses (including translation)	0.00
Long-term Realized Gains/Losses (including translation)	14,911.06

TRANSLATION GAIN/LOSS BREAKDOWN

Translation Gain/Loss due to Sales	0 00
Translation Gain/Loss due to Capital Changes	0 00
Translation Gain/Loss due to Foreign Exchange	0 00
Translation Gain/Loss due to Cash Disbursements	0.00
Translation Gain/Loss due to Maturities	0 00
Translation Gain/Loss due to Amortization	0 00
TOTAL TRANSLATION GAIN/LOSS	<u>0.00</u>


Account Name:
JOYCE FOUNDATION BGI VCI EX-US SUPERFUND B
26-36252

THE NORTHERN TRUST COMPANY
P.O. BOX 804358
CHICAGO, IL 60680

CDL



Northern Trust



AGENT/CUSTODIAN TAX INFORMATION LETTER

Principal:

THE JOYCE FOUNDATION
ATTN: GIL SARMIENTO
70 W. MADISON STREET, SUITE 2750
CHICAGO, IL 60602

I.D. Number: XX-XXX9185

Tax Year
Beginning 01/01/2007
Ending 12/31/2007

ENTER THE AMOUNTS LISTED BELOW ON YOUR U S INCOME TAX RETURN

I N C O M E

DIVIDEND INCOME:

QUALIFIED	NONE
TOTAL FOR YEAR	792,614.
SHORT TERM GAINS OR LOSSES:	
COMMON TRUST FUND GAIN OR LOSS	75,051.
OTHER GAIN OR LOSS	-421.
LONG TERM GAINS OR LOSSES:	
COMMON TRUST FUND GAIN OR LOSS	4,747,292.
OTHER GAIN OR LOSS	39.
OTHER TAXABLE INCOME	22,652.

D E D U C T I O N S

OTHER DEDUCTIONS	59,317.
------------------------	---------

S T A T E I N C O M E T A X I N F O R M A T I O N

FOR ILLINOIS STATE INCOME TAX PURPOSES:

THE ABOVE ITEMS ARE USED IN CALCULATING YOUR FEDERAL ADJUSTED GROSS INCOME. THE FOLLOWING ITEMS, IF ANY, ARE MODIFICATIONS OF THAT INCOME. IF YOU HAVE ANY QUESTIONS, YOU SHOULD CONSULT YOUR TAX COUNSEL.

ADJUSTMENTS TO FEDERAL AMOUNTS	NONE
--------------------------------------	------

IF YOU HAVE ANY QUESTIONS CONCERNING THE PRECEDING INFORMATION, PLEASE CALL ALEXANDRA BRZEZINSKI AT (312)444-3045.

Report the amounts listed above on your 2007 tax return. These may differ from payments actually received by you. The difference may be caused by the exclusion of tax-exempt income, our agreed plan of remitting, fiduciary deduction, or variance between your taxable year and that of this account. If you have interests in other accounts, appropriate schedules will follow.

JOYCE FOUNDATION BGI ACWI EX-US SUPERFUND B
Schedule D Detail of Short-term Capital Gains and Losses

Description	Date Acquired	Date Sold	Gross Sales Price	Cost or Other Basis	Short-term Gain/Loss
719.32 CF BGI ACWI EX-US SUPERFUND B FD	08/31/2006	03/15/2007	15,870.79	16,146.01	-275.22
557.77 CF BGI ACWI EX-US SUPERFUND B FD	08/31/2006	05/15/2007	13,576.35	12,992.88	583.47
634.09 CF BGI ACWI EX-US SUPERFUND B FD	08/31/2006	08/15/2007	14,772.35	15,501.38	-729.03
Totals					-421.00
44,219.00					44,640.00
84,868.00					84,440.00
84,868.00					84,440.00
84,868.00					84,440.00
84,868.00					84,440.00
84,868.00					84,440.00
84,868.00					84,440.00
84,868.00					84,440.00
84,868.00					84,440.00
84,868.00					84,440.00
84,868.00					84,440.00
84,868.00					84,440.00
84,868.00					84,440.00
84,868.00					84,440.00
84,868.00					84,440.00
84,868.00					84,440.00
84,868.00					84,440.00
84,868.00					84,440.00
84,868.00					84,440.00
84,868.00					84,440.00
84,868.00					84,440.00
84,868.00					84,440.00
84,868.00					84,440.00
84,868.00					84,440.00
84,868.00					84,440.00
84,868.00					84,440.00
84,868.00					84,440.00
84,868.00					84,440.00
84,868.00					84,440.00
84,868.00					84,440.00
84,868.00					84,440.00

JSA
7F0971 1 000

Account Name:
JOYCE FOUNDATION PRIVATE CAPITAL MANAGEMENT
26-27568



Northern Trust

CDL

THE NORTHERN TRUST COMPANY
P.O. BOX 804358
CHICAGO, IL 60680

AGENT/CUSTODIAN TAX INFORMATION LETTER

Principal:

THE JOYCE FOUNDATION
ATTN: GIL SARMIENTO
THREE FIRST NATIONAL PLAZA
70 WEST MADISON STREET, SUITE 2750
CHICAGO, IL 60602

I.D. Number: XX-XXX9185

Tax Year
Beginning 01/01/2007
Ending 12/31/2007

ENTER THE AMOUNTS LISTED BELOW ON YOUR U S INCOME TAX RETURN

I N C O M E

DIVIDEND INCOME:

QUALIFIED	561,975.
TOTAL FOR YEAR	738,833.
SHORT TERM GAINS OR LOSSES:	
OTHER GAIN OR LOSS	576,848.
LONG TERM GAINS OR LOSSES:	
OTHER GAIN OR LOSS	661,698.

D E D U C T I O N S

AGENCY FEES	5,696.
OTHER DEDUCTIONS	414,993.

M I S C E L L A N E O U S I N F O R M A T I O N

NONTAXABLE DIVIDENDS	38,991.
----------------------------	---------

S T A T E I N C O M E T A X I N F O R M A T I O N

FOR ILLINOIS STATE INCOME TAX PURPOSES:

THE ABOVE ITEMS ARE USED IN CALCULATING YOUR FEDERAL ADJUSTED GROSS INCOME. THE FOLLOWING ITEMS, IF ANY, ARE MODIFICATIONS OF THAT INCOME. IF YOU HAVE ANY QUESTIONS, YOU SHOULD CONSULT YOUR TAX COUNSEL.

ADJUSTMENTS TO FEDERAL AMOUNTS	NONE
--------------------------------------	------

O T H E R I N F O R M A T I O N

Report the amounts listed above on your 2007 tax return. These may differ from payments actually received by you. The difference may be caused by the exclusion of tax-exempt income, our agreed plan of remitting, fiduciary deduction, or variance between your taxable year and that of this account. If you have interests in other accounts, appropriate schedules will follow.

JOYCE FOUNDATION PRIVATE CAPITAL MANAGEMENT
 Schedule D Detail of Long-term Capital Gains and Losses

Description	Date Acquired	Date Sold	Gross Sales Price	Cost or Other Basis	Long-term Gain/Loss
15% RATE CAPITAL GAINS (LOSSES)					
2683. #REORG/AZTAR CORP CASH MERGER EFF 1/3/07	08/23/2005	01/03/2007	145,954.13	93,284.37	52,669.76
13617. #REORG/AZTAR CORP CASH MERGER EFF 1/3/07	08/23/2005	01/03/2007	740,759.35	440,102.15	300,657.20
2300. GANNETT INC	10/26/2004	01/03/2007	138,732.42	188,454.41	-49,721.99
5800. INTERNATIONAL GAME TECHNOLOGY	02/09/2005	01/03/2007	268,026.00	180,000.40	88,025.60
8000. FEDERATED DEPT STORES INC .24 NATIONAL CITY CORP	08/30/2005	01/04/2007	300,598.75	256,563.12	44,035.63
3900. FEDERATED DEPT STORES INC .12 MCCLATCHY NEWSPAPERS INC CL A	01/28/2005	01/09/2007	9.42	6.54	2.88
	02/09/2005	01/19/2007	156,556.78	111,567.36	44,989.42
	11/17/2004	02/09/2007	5.41	8.65	-3.24
.12 MCCLATCHY NEWSPAPERS INC CL A	11/17/2004	02/09/2007	-4.83	-8.65	3.82
10500. #REORG/MERCANTILE BANCSHARES CORP CASH &STK	02/09/2005	03/05/2007	494,395.10	355,891.20	138,503.90
2600. FEDERATED DEPT STORES INC	11/29/2004	03/07/2007	115,027.22	69,426.83	45,600.39
3300. FEDERATED DEPT STORES INC .2 PNC BANK CORP	10/06/2004	03/08/2007	147,199.89	78,367.41	68,832.48
	02/09/2005	03/14/2007	13.61	14.64	-1.03
4393. PNC BANK CORP .8 NY CMNTY BANCORP INC COM	02/09/2005	03/22/2007	317,595.41	321,655.46	-4,060.05
	02/08/2005	04/10/2007	11.32	10.60	0.72
6700. FEDERATED DEPT STORES INC	10/06/2004	04/11/2007	301,867.89	159,109.59	142,758.30
16985. NY CMNTY BANCORP INC COM	02/08/2005	04/12/2007	294,793.92	220,730.34	74,063.58
3000. LEHMAN BROTHERS HLDGS INC 24700. #REORG/TD BANKNORTH INC CASH MERGER EFF 4/20/07	02/09/2006	04/19/2007	234,672.01	209,434.80	25,237.21
	07/25/2005	04/23/2007	798,551.00	758,056.94	40,494.06
14300. AMERISTAR CASINOS INC COM STK USD0.01 USD0.01	08/23/2005	04/25/2007	444,254.15	305,329.15	138,925.00
2800. GANNETT INC	10/26/2004	05/01/2007	168,186.14	229,422.76	-61,236.62
5700. MEDIA GEN INC CL A .29 BB&T CORP	03/22/2005	05/01/2007	216,372.67	353,252.94	-136,880.27
	02/11/2005	05/11/2007	9.69	9.99	-0.30
Totals					

JOYCE FOUNDATION PRIVATE CAPITAL MANAGEMENT
 Schedule D Detail of Long-term Capital Gains and Losses

Description	Date Acquired	Date Sold	Gross Sales Price	Cost or Other Basis	Long-term Gain/Loss
11100. FEDERATED DEPT STORES INC	10/18/2004	05/15/2007	444,318.42	262,710.23	181,608.19
10295. BB&T CORP	02/11/2005	06/04/2007	433,849.36	353,821.76	80,027.60
11700. VERISIGN INC	09/21/2005	06/08/2007	342,762.62	250,928.73	91,833.89
4800. VERISIGN INC	09/21/2005	06/14/2007	140,692.56	102,945.12	37,747.44
12600. BOYD GAMING CORP COM	08/30/2005	06/20/2007	636,610.29	642,075.15	-5,464.86
12794. #REORG SKY FINANCIAL INC					
CASH AND STOCK MERGER SEC	02/09/2005	07/03/2007	355,454.38	353,869.55	1,584.83
.81 HUNTINGTON BANCSHARES					
INC COM	10/27/2004	07/13/2007	16.71	18.27	-1.56
8200. BELO CORP	02/09/2005	07/16/2007	171,254.37	191,649.58	-20,395.21
1700. GANNETT INC	10/26/2004	07/16/2007	93,456.06	139,286.63	-45,830.57
1400. GANNETT INC	10/13/2004	07/16/2007	76,853.22	114,706.34	-37,853.12
7000. NEW YORK TIMES CO CL A					
ISIN #US650111073	10/26/2004	07/16/2007	167,139.93	275,295.30	-108,155.37
2500. BOYD GAMING CORP COM	08/30/2005	07/18/2007	129,503.52	116,077.25	13,426.27
22100. BELO CORP	02/09/2005	07/25/2007	441,597.63	516,518.99	-74,921.36
8200. AUTOMATIC DATA PROCESSING	03/18/2005	08/31/2007	376,859.66	329,361.32	47,498.34
8700. AUTOMATIC DATA PROCESSING	07/21/2005	09/18/2007	386,629.03	348,269.57	38,359.46
6900. GANNETT INC	09/08/2005	09/21/2007	312,208.48	521,340.89	-209,132.41
15700. NEW YORK TIMES CO CL A					
ISIN #US650111073	02/09/2005	10/17/2007	288,836.31	615,094.77	-326,258.46
10600. LEE ENTERPRISES INC COM	06/29/2005	10/18/2007	161,508.66	462,003.44	-300,494.78
2500. LEE ENTERPRISES INC COM	06/29/2005	10/19/2007	37,366.67	100,217.50	-62,850.83
44500. ALLTEL CORP	10/27/2006	11/16/2007	3181750.00	2029216.69	1152533.31
17058. MCCLATCHY NEWSPAPERS INC	02/09/2006	11/23/2007	237,924.74	1083000.60	-845,075.86
40620. #REORG/PARTNERS TR FINL					
GROUP INC CASH MERGER EFF	10/26/2004	12/11/2007	507,750.00	413,814.00	93,936.00
2866. #REORG/PARTNERS TR FINL					
GROUP INC CASH MERGER EFF	10/20/2004	12/11/2007	35,825.00	29,144.35	6,680.65
TOTAL 15% RATE CAPITAL GAINS (LOSSES)			14243755.00	13582057.00	661,698.00
Totals			14243755.00	13582057.00	661,698.00

Account Name:
JOYCE FOUNDATION FRI ASSOCIATES 26-27569



Northern Trust

CDL

THE NORTHERN TRUST COMPANY
P.O. BOX 804358
CHICAGO, IL 60680

AGENT/CUSTODIAN TAX INFORMATION LETTER

Principal:

THE JOYCE FOUNDATION
ATTN: GIL SARMIENTO
THREE FIRST NATIONAL PLAZA
70 WEST MADISON STREET, SUITE 2750
CHICAGO, IL 60602

I.D. Number: XX-XXX9185

Tax Year
Beginning 01/01/2007
Ending 12/31/2007

ENTER THE AMOUNTS LISTED BELOW ON YOUR U S INCOME TAX RETURN

I N C O M E

FOREIGN DIVIDEND INCOME:

QUALIFIED 6,424.
TOTAL FOR YEAR 6,424.

DIVIDEND INCOME:

QUALIFIED 24,660.
TOTAL FOR YEAR 192,604.

SHORT TERM GAINS OR LOSSES:

OTHER GAIN OR LOSS 2,807,234.

LONG TERM GAINS OR LOSSES:

CAPITAL GAIN DIVIDENDS
TOTAL FOR YEAR 350.
UNRECAPTURED SECTION 1250 GAIN 179.
OTHER GAIN OR LOSS 3,017,609.

D E D U C T I O N S

AGENCY FEES 74,143.
OTHER DEDUCTIONS 503,639.

M I S C E L L A N E O U S I N F O R M A T I O N

NONTAXABLE DIVIDENDS 8,075.

Report the amounts listed above on your 2007 tax return. These may differ from payments actually received by you. The difference may be caused by the exclusion of tax-exempt income, our agreed plan of remitting, fiduciary deduction, or variance between your taxable year and that of this account. If you have interests in other accounts, appropriate schedules will follow.

JOYCE FOUNDATION FRIESS ASSOCIATES 26-27569
 Schedule D Detail of Short-term Capital Gains and Losses

Description	Date Acquired	Date Sold	Gross Sales Price	Cost or Other Basis	Short-term Gain/Loss
1800. BEBE STORES INC COM	08/31/2006	01/03/2007	34,559.29	40,105.86	-5,546.57
300. BLACK BOX CORP DEL COM	11/15/2006	01/03/2007	12,635.67	13,156.83	-521.16
700. #REORG/EQTY INNS INC TO CASH MERGER EFFECTIVE 10/2	10/02/2006	01/03/2007	11,077.64	11,103.51	-25.87
700. FORCE PROTIN INC COM NEW	12/13/2006	01/03/2007	12,330.75	9,055.97	3,274.78
1000. FUEL SYS SOLUTIONS INC COM					
STK	11/07/2006	01/03/2007	22,012.82	14,290.90	7,721.92
400. KFORCE.COM INC	09/21/2006	01/03/2007	5,061.28	4,704.71	356.57
2500. MARINER ENERGY INC COM STK	05/11/2006	01/03/2007	48,027.27	50,660.75	-2,633.48
100. MONRO MUFFLER BRAKE INC	10/17/2006	01/03/2007	3,527.78	3,649.62	-121.84
1200. NETGEAR INC COM	08/24/2006	01/03/2007	32,502.32	23,509.29	8,993.03
400. OCEANEERING INTL INC COM	10/02/2006	01/03/2007	14,778.66	12,225.20	2,553.46
11400. TETRA TECHNOLOGIES INC DEL COM					
1500. VALUECLICK INC	12/22/2006	01/03/2007	266,967.25	305,216.12	-38,248.87
200. VASCO DATA SEC INTL INC	03/28/2006	01/03/2007	35,805.99	24,208.80	11,597.19
6800. BEBE STORES INC COM	03/30/2006	01/03/2007	2,410.01	1,680.42	729.59
300. BLACK BOX CORP DEL COM	09/01/2006	01/04/2007	118,014.45	150,588.41	-32,573.96
4400. BRONCO DRILLING CO INC COM	12/05/2006	01/04/2007	12,619.44	12,931.23	-311.79
3900. CACHE INC COM NEW COM	11/30/2006	01/04/2007	67,675.19	81,202.80	-13,527.61
4600. FORCE PROTIN INC COM NEW	12/01/2006	01/04/2007	81,482.53	92,076.46	-10,593.93
500. FUEL SYS SOLUTIONS INC COM	12/14/2006	01/04/2007	82,620.81	46,982.65	35,638.16
STK					
200. KFORCE.COM INC	11/07/2006	01/04/2007	10,719.52	6,820.49	3,899.03
1200. MARINER ENERGY INC COM STK	01/05/2006	01/04/2007	2,530.92	2,328.28	202.64
400. MONRO MUFFLER BRAKE INC	05/15/2006	01/04/2007	22,166.07	23,968.35	-1,802.28
2700. OCEANEERING INTL INC COM	10/17/2006	01/04/2007	13,668.33	14,546.02	-877.69
1300. TETRA TECHNOLOGIES INC DEL COM	10/02/2006	01/04/2007	97,086.31	81,663.66	15,422.65
2000. TETRA TECHNOLOGIES INC DEL COM					
3000. VALUECLICK INC	12/22/2006	01/04/2007	28,889.79	33,830.25	-4,940.46
3700. BEBE STORES INC COM	11/30/2006	01/04/2007	44,853.42	51,755.24	-6,901.82
1300. BLACK BOX CORP DEL COM	05/22/2006	01/04/2007	71,609.89	48,106.68	23,503.21
2000. BRONCO DRILLING CO INC COM	09/05/2006	01/05/2007	64,299.58	80,505.91	-16,206.33
Totals	12/01/2006	01/05/2007	53,055.65	55,277.35	-2,221.70
	11/29/2006	01/05/2007	29,603.48	36,290.00	-6,686.52

JOYCE FOUNDATION FRIESS ASSOCIATES 26-27569
 Schedule D Detail of Short-term Capital Gains and Losses

Description	Date Acquired	Date Sold	Gross Sales Price	Cost or Other Basis	Short-term Gain/Loss
900. FORCE PROTN INC COM NEW	11/10/2006	01/05/2007	16,140.37	7,217.46	8,922.91
1000. FUEL SYS SOLUTIONS INC COM STK	11/02/2006	01/05/2007	20,774.46	13,124.66	7,649.80
4600. OCEANEERING INTL INC COM	09/21/2006	01/05/2007	166,875.97	138,188.86	28,687.11
1200. OCEANEERING INTL INC COM	04/27/2006	01/05/2007	42,952.68	36,249.38	6,703.30
1800. PSYCHIATRIC SOLUTIONS INC	04/26/2006	01/05/2007	65,095.89	57,308.77	7,787.12
1600. TETRA TECHNOLOGIES INC DEL COM	12/29/2006	01/05/2007	35,927.37	41,271.84	-5,344.47
4500. TETRA TECHNOLOGIES INC DEL COM	12/29/2006	01/05/2007	101,202.78	115,542.11	-14,339.33
3000. BEBE STORES INC COM	08/25/2006	01/08/2007	51,279.82	64,892.62	-13,612.80
200. BLACK BOX CORP DEL COM	11/27/2006	01/08/2007	8,096.55	8,438.46	-341.91
2500. BRONCO DRILLING CO INC COM	11/29/2006	01/08/2007	37,376.84	45,362.50	-7,985.66
1900. BRONCO DRILLING CO INC COM	11/29/2006	01/08/2007	27,777.90	34,475.50	-6,697.60
200. CONS GRAPHICS INC COM	11/03/2006	01/08/2007	11,594.38	11,194.88	399.50
700. FORCE PROTN INC COM NEW	11/10/2006	01/08/2007	12,325.22	5,525.20	6,800.02
100. FUEL SYS SOLUTIONS INC COM STK	11/01/2006	01/08/2007	2,012.20	1,310.83	701.37
1800. MARINER ENERGY INC COM STK	05/17/2006	01/08/2007	33,035.46	33,786.50	-751.04
4900. PSYCHIATRIC SOLUTIONS INC	04/25/2006	01/08/2007	174,936.38	155,139.93	19,796.45
1300. BEBE STORES INC COM	12/04/2006	01/09/2007	22,092.82	26,388.32	-4,295.50
2800. BEBE STORES INC COM	12/04/2006	01/09/2007	47,678.33	57,149.26	-9,470.93
800. BIO IMAGING TECHNOLOGIES INC COM	11/20/2006	01/09/2007	7,393.61	4,999.76	2,393.85
300. BLACK BOX CORP DEL COM	11/27/2006	01/09/2007	11,956.43	12,657.69	-701.26
13600. BRIGHTPOINT INC COM NEW	12/29/2006	01/09/2007	155,327.61	185,307.27	-29,979.66
1300. BRIGHTPOINT INC COM NEW	12/21/2006	01/09/2007	15,493.44	17,347.46	-1,854.02
2600. BRONCO DRILLING CO INC COM	11/29/2006	01/09/2007	36,607.65	47,177.00	-10,569.35
300. CONS GRAPHICS INC COM	11/03/2006	01/09/2007	17,419.08	16,792.32	626.76
1900. FORCE PROTN INC COM NEW	10/24/2006	01/09/2007	33,888.87	14,397.25	19,491.62
1900. MARINER ENERGY INC COM STK	09/21/2006	01/09/2007	34,606.10	33,242.20	1,363.90
3100. PSYCHIATRIC SOLUTIONS INC	04/04/2006	01/09/2007	110,992.08	97,003.92	13,988.16
1500. VALUECLICK INC	03/29/2006	01/09/2007	35,220.11	24,025.80	11,194.31
600. BEBE STORES INC COM	12/01/2006	01/10/2007	10,363.06	12,142.44	-1,779.38
5200. BRIGHTPOINT INC COM NEW	12/22/2006	01/10/2007	54,306.08	69,072.82	-14,766.74
Totals					

JOYCE FOUNDATION FRIESS ASSOCIATES 26-27569
 Schedule D Detail of Short-term Capital Gains and Losses

Description	Date Acquired	Date Sold	Gross Sales Price	Cost or Other Basis	Short-term Gain/Loss
1500. BRONCO DRILLING CO INC COM	11/29/2006	01/10/2007	21,037.45	27,217.50	-6,180.05
2400. FORCE PROTIN INC COM NEW	11/03/2006	01/10/2007	43,841.85	17,414.54	26,427.31
400. I D SYS INC DEL COM	10/02/2006	01/10/2007	6,773.79	9,374.00	-2,600.21
1200. MARINER ENERGY INC COM STK	06/20/2006	01/10/2007	21,865.00	18,875.60	2,989.40
1200. OXFORD INDS INC COM	10/13/2006	01/10/2007	52,515.06	57,652.56	-5,137.50
5300. PSYCHIATRIC SOLUTIONS INC	05/17/2006	01/10/2007	189,948.28	162,686.49	27,261.79
400. ALLOT COMMUNICATIONS LTD					
COM STK	11/17/2006	01/10/2007	4,086.55	5,248.00	-1,161.45
3000. BEBE STORES INC COM	12/04/2006	01/11/2007	53,071.66	60,710.32	-7,638.66
300. BLACK BOX CORP DEL COM	11/13/2006	01/11/2007	12,088.75	12,440.28	-351.5
300. BLACK BOX CORP DEL COM	11/27/2006	01/11/2007	12,115.12	12,562.23	-447.11
800. FORCE PROTIN INC COM NEW	11/08/2006	01/11/2007	15,731.35	5,607.98	10,123.37
1200. I D SYS INC DEL COM	10/03/2006	01/11/2007	20,364.93	28,112.22	-7,747.29
5300. PSYCHIATRIC SOLUTIONS INC	05/24/2006	01/11/2007	194,487.59	157,576.83	36,910.76
400. VALUECLICK INC	05/31/2006	01/11/2007	9,254.27	6,377.34	2,876.93
600. ALLOT COMMUNICATIONS LTD					
COM STK	11/17/2006	01/11/2007	6,192.52	7,872.00	-1,679.48
2500. ALLOT COMMUNICATIONS LTD					
COM STK	11/17/2006	01/11/2007	25,719.95	31,568.00	-5,848.05
1100. FORCE PROTIN INC COM NEW	11/09/2006	01/12/2007	23,391.11	7,618.84	15,772.27
1900. I D SYS INC DEL COM	10/03/2006	01/12/2007	30,382.34	44,146.20	-13,763.86
900. I D SYS INC DEL COM	10/03/2006	01/12/2007	14,435.55	21,062.16	-6,626.61
700. VALUECLICK INC	05/31/2006	01/12/2007	16,099.64	11,108.65	4,990.99
600. ALLOT COMMUNICATIONS LTD					
COM STK	11/15/2006	01/12/2007	6,337.90	7,200.00	-862.10
800. ALLOT COMMUNICATIONS LTD					
COM STK	11/15/2006	01/12/2007	8,535.57	9,600.00	-1,064.4
300. BLACK BOX CORP DEL COM	11/08/2006	01/16/2007	12,210.79	12,291.84	-81.05
300. BLACK BOX CORP DEL COM	11/06/2006	01/16/2007	12,279.91	12,253.53	26.38
1200. FORCE PROTIN INC COM NEW	11/09/2006	01/16/2007	27,306.24	8,288.16	19,018.08
500. I D SYS INC DEL COM	10/04/2006	01/16/2007	7,900.65	11,419.36	-3,518.71
1600. I D SYS INC DEL COM	10/05/2006	01/16/2007	25,348.49	35,794.13	-10,445.64
100. ALLOT COMMUNICATIONS LTD					
COM STK	11/15/2006	01/16/2007	1,089.48	1,200.00	-110.52
700. I D SYS INC DEL COM	10/05/2006	01/17/2007	10,967.12	15,481.06	-4,513.94
Totals					

JOYCE FOUNDATION FRIESS ASSOCIATES 26-27569
 Schedule D Detail of Short-term Capital Gains and Losses

Description	Date Acquired	Date Sold	Gross Sales Price	Cost or Other Basis	Short-term Gain/Loss
400. RACKABLE SYS INC COM	01/16/2007	01/17/2007	8,561.73	12,903.16	-4,341.43
3200. RACKABLE SYS INC COM	09/25/2006	01/17/2007	65,365.35	89,129.24	-23,763.89
6600. RACKABLE SYS INC COM	01/16/2007	01/17/2007	140,566.43	194,428.82	-53,862.39
300. BLACK BOX CORP DEL COM	11/06/2006	01/18/2007	11,716.44	12,253.53	-537.09
500. I D SYS INC DEL COM	10/06/2006	01/18/2007	7,673.36	10,402.35	-2,728.99
2500. NUANCE COMMUNICATIONS INC	06/30/2006	01/18/2007	29,079.10	25,163.50	3,915.60
1600. NUANCE COMMUNICATIONS INC	07/03/2006	01/18/2007	18,503.43	16,417.99	2,085.44
300. BLACK BOX CORP DEL COM	11/10/2006	01/19/2007	11,755.43	12,253.26	-497.83
100. I D SYS INC DEL COM	10/06/2006	01/19/2007	1,527.89	2,080.47	-552.58
1300. #REORG/INFRA SOURCE SVC					
INC.COM STK MERGER TO QUAN	08/02/2006	01/19/2007	26,626.56	23,961.04	2,665.52
3500. NUANCE COMMUNICATIONS INC	07/05/2006	01/19/2007	40,967.98	35,146.70	5,821.28
1000. PRIVATEBANCORP INC COM	10/10/2006	01/19/2007	37,176.05	45,836.92	-8,660.87
300. BLACK BOX CORP DEL COM	11/10/2006	01/22/2007	11,716.80	12,220.50	-503.70
1400. #REORG/INFRA SOURCE SVC					
INC.COM STK MERGER TO QUAN	08/02/2006	01/22/2007	28,706.81	25,781.84	2,924.97
300. PERINI CORP	11/13/2006	01/22/2007	9,035.90	9,693.78	-657.88
1000. PRIVATEBANCORP INC COM	10/11/2006	01/22/2007	36,908.46	45,354.73	-8,446.27
200. BLACK BOX CORP DEL COM	11/09/2006	01/23/2007	7,898.37	8,136.08	-237.71
900. NUANCE COMMUNICATIONS INC	07/05/2006	01/23/2007	10,406.64	8,910.90	1,495.74
900. PERINI CORP	11/13/2006	01/23/2007	27,092.40	28,146.22	-1,053.82
700. PRIVATEBANCORP INC COM	10/02/2006	01/23/2007	25,840.26	31,547.11	-5,706.85
3700. QUANTA SVCS INC COM	09/21/2006	01/23/2007	73,638.09	63,470.65	10,167.44
2100. #REORG/INFRA SOURCE SVC					
INC.COM STK MERGER TO QUAN	08/04/2006	01/24/2007	43,375.84	38,555.11	4,820.73
7300. LADISH INC COM NEW	11/06/2006	01/24/2007	285,789.86	223,984.47	61,805.39
3100. NUANCE COMMUNICATIONS INC	07/05/2006	01/24/2007	35,934.71	30,693.10	5,241.61
1400. PERINI CORP	11/09/2006	01/24/2007	41,977.70	42,747.36	-769.66
1000. PERINI CORP	11/07/2006	01/24/2007	30,037.27	29,886.98	150.29
600. PRIVATEBANCORP INC COM	10/05/2006	01/24/2007	22,097.92	26,867.88	-4,769.96
7900. QUANTA SVCS INC COM	05/31/2006	01/24/2007	165,285.04	131,998.34	33,286.70
1200. UNITED NAT FOODS INC COM	11/22/2006	01/24/2007	41,066.69	43,593.82	-2,527.13
1000. UNITED NAT FOODS INC COM	11/22/2006	01/24/2007	34,025.05	36,552.06	-2,527.01
300. BLACK BOX CORP DEL COM	11/09/2006	01/25/2007	11,901.92	12,159.52	-257.60
600. PERINI CORP	11/07/2006	01/25/2007	17,822.45	17,502.26	320.19
Totals					

JOYCE FOUNDATION FRIESS ASSOCIATES 26-27569
 Schedule D Detail of Short-term Capital Gains and Losses

Description	Date Acquired	Date Sold	Gross Sales Price	Cost or Other Basis	Short-term Gain/Loss
300. PRIVATEBANCORP INC COM	10/04/2006	01/25/2007	10,999.04	13,390.50	-2,391.46
7200. QUANTA SVCS INC COM	05/31/2006	01/25/2007	149,093.73	116,984.79	32,108.94
2000. UNITED NAT FOODS INC COM	11/28/2006	01/25/2007	67,206.53	70,661.82	-3,455.29
1300. OMI CORP	04/20/2006	01/25/2007	27,958.76	24,468.86	3,489.90
200. BLACK BOX CORP DEL COM	11/03/2006	01/26/2007	7,920.87	8,091.48	-170.61
400. #REORG/INFRA SOURCE SVC					
INC.COM STK MERGER TO QUAN	08/07/2006	01/26/2007	8,301.74	7,291.68	1,010.06
5400. LECC CORP COM	05/11/2006	01/26/2007	74,545.24	103,018.90	-28,473.66
300. PERINI CORP	11/06/2006	01/26/2007	8,800.46	8,665.95	134.51
500. PRIVATEBANCORP INC COM	10/04/2006	01/26/2007	18,195.64	22,317.50	-4,121.86
4700. QUANTA SVCS INC COM	04/27/2006	01/26/2007	97,863.20	75,611.25	22,251.95
1600. QUANTA SVCS INC COM	04/27/2006	01/26/2007	33,254.97	25,740.00	7,514.97
470. UNITED NAT FOODS INC COM	11/01/2006	01/26/2007	15,944.25	16,393.32	-449.07
670. UNITED NAT FOODS INC COM	11/01/2006	01/26/2007	22,653.81	23,362.80	-708.99
100. BLACK BOX CORP DEL COM	11/03/2006	01/29/2007	4,004.21	4,045.74	-41.53
900. CLEAN HBRS INC COM	09/21/2006	01/29/2007	46,774.98	34,413.80	12,361.18
3800. INFORMATICA CORP COM	10/05/2006	01/29/2007	47,891.44	52,737.27	-4,845.83
700. #REORG/INFRA SOURCE SVC					
INC.COM STK MERGER TO QUAN	08/08/2006	01/29/2007	14,853.26	12,495.35	2,357.91
1000. #REORG/INFRA SOURCE SVC					
INC.COM STK MERGER TO QUAN	08/07/2006	01/29/2007	20,864.35	18,146.90	2,717.45
2000. LECC CORP COM	05/02/2006	01/29/2007	28,809.31	37,263.09	-8,453.78
1000. PERINI CORP	11/03/2006	01/29/2007	29,232.90	28,670.40	562.50
800. PERINI CORP	11/03/2006	01/29/2007	23,411.28	22,936.32	474.96
1500. PRIVATEBANCORP INC COM	10/04/2006	01/29/2007	55,606.29	66,809.04	-11,202.75
1600. QUANTA SVCS INC COM	04/27/2006	01/29/2007	33,367.77	25,740.00	7,627.77
2600. RADWARE LTD COM STK	01/08/2007	01/29/2007	32,983.62	40,834.73	-7,851.11
300. BLACK BOX CORP DEL COM	11/03/2006	01/30/2007	12,298.96	12,137.22	161.74
1300. CASUAL MALE RETAIL GROUP					
INC COM	11/29/2006	01/30/2007	16,215.70	18,231.11	-2,015.41
200. CASUAL MALE RETAIL GROUP					
INC COM	11/28/2006	01/30/2007	2,499.02	2,797.56	-298.54
9500. CASUAL MALE RETAIL GROUP					
INC COM	12/11/2006	01/30/2007	118,447.10	134,322.37	-15,875.27
Totals					

JOYCE FOUNDATION FRIESS ASSOCIATES 26-27569
 Schedule D Detail of Short-term Capital Gains and Losses

Description	Date Acquired	Date Sold	Gross Sales Price	Cost or Other Basis	Short-term Gain/Loss
200. HANGER ORTHOPEDIC GROUP					
INC COM NEW	09/08/2006	01/30/2007	1,783.58	1,459.26	324.32
2400. INFORMATICA CORP COM	10/12/2006	01/30/2007	30,031.47	33,081.02	-3,049.55
1000. LECG CORP COM	04/17/2006	01/30/2007	14,431.95	18,554.73	-4,122.78
400. OBAGI MED PRODS INC COM	01/29/2007	01/30/2007	5,199.43	4,532.48	666.95
600. PRIVATEBANCORP INC COM	10/18/2006	01/30/2007	22,397.13	26,343.73	-3,946.60
600. PRIVATEBANCORP INC COM	10/18/2006	01/30/2007	22,516.64	25,558.98	-3,042.34
400. QUANTA SVCS INC COM	04/27/2006	01/30/2007	8,293.54	6,435.00	1,858.54
2500. QUANTA SVCS INC COM	06/26/2006	01/30/2007	51,793.40	40,069.25	11,724.15
1200. T-HQ INC COM NEW	10/12/2006	01/30/2007	36,332.36	37,247.64	-915.28
1700. RADWARE LTD COM STK	01/09/2007	01/30/2007	22,011.94	25,945.46	-3,933.52
300. BLACK BOX CORP DEL COM	11/03/2006	01/31/2007	12,248.74	11,946.46	302.28
1000. CASUAL MALE RETAIL GROUP					
INC COM	12/05/2006	01/31/2007	12,464.61	13,971.60	-1,506.99
3400. CASUAL MALE RETAIL GROUP					
INC COM	12/08/2006	01/31/2007	42,425.59	47,551.86	-5,126.27
1500. HANGER ORTHOPEDIC GROUP					
INC COM NEW	09/12/2006	01/31/2007	13,448.88	10,941.00	2,507.88
4800. INFORMATICA CORP COM	10/12/2006	01/31/2007	60,095.58	65,710.56	-5,614.98
1200. #REORG/INFRA SOURCE SVC					
INC.COM STK MERGER TO QUAN	03/23/2006	01/31/2007	25,541.21	21,053.01	4,488.20
700. #REORG/INFRA SOURCE SVC					
INC.COM STK MERGER TO QUAN	03/20/2006	01/31/2007	14,836.32	12,250.00	2,586.32
400. LECG CORP COM	03/24/2006	01/31/2007	5,776.54	7,415.48	-1,638.94
5500. NUANCE COMMUNICATIONS INC	07/06/2006	01/31/2007	63,420.74	53,864.10	9,556.64
300. OBAGI MED PRODS INC COM	01/29/2007	01/31/2007	3,980.93	3,282.84	698.09
600. PRIVATEBANCORP INC COM	10/18/2006	01/31/2007	22,385.13	25,558.98	-3,173.85
2800. QUANTA SVCS INC COM	07/28/2006	01/31/2007	57,401.03	44,584.59	12,816.44
6800. SIRF TECHNOLOGY HLDGS INC	10/31/2006	01/31/2007	201,016.77	189,042.72	11,974.05
4100. T-HQ INC COM NEW	10/18/2006	01/31/2007	123,623.09	126,278.43	-2,655.34
1200. UNITED NAT FOODS INC COM	11/07/2006	01/31/2007	39,745.89	41,751.12	-2,005.23
400. RADWARE LTD COM STK	01/11/2007	01/31/2007	5,127.48	6,075.51	-948.03
3600. #REORG/ALTRIS INC CASH					
MERGER EFF 4/9/07	09/21/2006	02/01/2007	117,007.20	82,788.38	34,218.82
Totals					

JOYCE FOUNDATION FRIESS ASSOCIATES 26-27569
 Schedule D Detail of Short-term Capital Gains and Losses

Description	Date Acquired	Date Sold	Gross Sales Price	Cost or Other Basis	Short-term Gain/Loss
2100. CASUAL MALE RETAIL GROUP					
INC COM	12/06/2006	02/01/2007	26,225.25	29,335.74	-3,110.49
5400. HANGER ORTHOPEDIC GROUP					
INC COM NEW	09/21/2006	02/01/2007	48,409.50	39,271.32	9,138.18
5800. INFORMATICA CORP COM	10/11/2006	02/01/2007	72,919.41	78,798.43	-5,879.02
1200. #REORG/INFRA SOURCE SVC					
INC.COM STK MERGER TO QUAN	03/20/2006	02/01/2007	25,672.85	21,000.00	4,672.85
400. LECG CORP COM	09/21/2006	02/01/2007	5,822.10	7,411.52	-1,589.42
6500. NUANCE COMMUNICATIONS INC	07/25/2006	02/01/2007	73,996.32	62,020.44	11,975.88
400. PRIVATEBANCORP INC COM	11/02/2006	02/01/2007	14,967.50	16,113.68	-1,146.18
1800. QUANTA SVCS INC COM	06/27/2006	02/01/2007	37,239.95	28,250.40	8,989.55
1700. QUANTA SVCS INC COM	07/28/2006	02/01/2007	35,381.01	26,860.66	8,520.35
5500. SIRF TECHNOLOGY HLDGS INC	11/01/2006	02/01/2007	162,543.65	147,789.20	14,754.45
3800. T-HQ INC COM NEW	10/18/2006	02/01/2007	114,588.89	115,192.23	-603.34
700. UNITED NAT FOODS INC COM	11/02/2006	02/01/2007	23,172.78	24,058.79	-886.01
1500. UNITED NAT FOODS INC COM	11/07/2006	02/01/2007	49,731.72	51,815.72	-2,084.00
800. RADWARE LTD COM STK	01/11/2007	02/01/2007	10,332.64	12,110.54	-1,777.90
1600. #REORG/ALTRIS INC CASH					
MERGER EFF 4/9/07	09/01/2006	02/02/2007	51,869.76	36,412.49	15,457.27
2400. ANIMAL HEALTH INTL INC COM	01/30/2007	02/02/2007	30,131.07	26,400.00	3,731.07
300. BLACK BOX CORP DEL COM	11/02/2006	02/02/2007	12,114.88	11,851.08	263.80
1300. CASUAL MALE RETAIL GROUP					
INC COM	12/06/2006	02/02/2007	16,267.30	18,111.49	-1,844.19
3900. INFORMATICA CORP COM	10/09/2006	02/02/2007	49,661.45	52,291.91	-2,630.46
3800. #REORG/INFRA SOURCE SVC					
INC.COM STK MERGER TO QUAN	09/21/2006	02/02/2007	87,098.64	66,115.03	20,983.61
700. LECG CORP COM	03/28/2006	02/02/2007	10,010.81	12,884.13	-2,873.32
1200. NUANCE COMMUNICATIONS INC	07/25/2006	02/02/2007	13,646.45	11,203.56	2,442.89
3300. NUANCE COMMUNICATIONS INC	07/25/2006	02/02/2007	37,539.64	30,768.39	6,771.25
1900. QUANTA SVCS INC COM	06/27/2006	02/02/2007	40,258.81	29,415.93	10,842.88
7000. T-HQ INC COM NEW	10/25/2006	02/02/2007	215,861.46	211,284.99	4,576.47
200. UNITED NAT FOODS INC COM	11/02/2006	02/02/2007	6,608.31	6,873.94	-265.63
1700. RADWARE LTD COM STK	01/22/2007	02/02/2007	22,022.99	25,555.93	-3,532.94
2700. #REORG/ALTRIS INC CASH					
MERGER EFF 4/9/07	09/11/2006	02/05/2007	87,401.17	60,963.31	26,437.86
Totals					

JOYCE FOUNDATION FRIESS ASSOCIATES 26-27569
 Schedule D Detail of Short-term Capital Gains and Losses

Description	Date Acquired	Date Sold	Gross Sales Price	Cost or Other Basis	Short-term Gain/Loss
300. BLACK BOX CORP DEL COM	11/02/2006	02/05/2007	12,069.07	11,851.08	217.99
1000. CASUAL MALE RETAIL GROUP INC COM					
2300. INFORMATICA CORP COM	11/27/2006	02/05/2007	12,333.72	13,873.70	-1,539.98
400. LECG CORP COM	09/26/2006	02/05/2007	28,690.23	29,977.74	-1,287.51
5600. NUANCE COMMUNICATIONS INC	03/22/2006	02/05/2007	5,801.46	7,115.04	-1,313.58
1500. QUANTA SVCS INC COM	07/07/2006	02/05/2007	63,458.36	52,091.20	11,367.16
600. SYNTEL INC COM	06/15/2006	02/05/2007	31,279.13	23,147.85	8,131.28
1300. T-HQ INC COM NEW	01/11/2007	02/05/2007	20,601.92	17,400.00	3,201.92
2700. T-HQ INC COM NEW	10/09/2006	02/05/2007	39,878.61	38,615.18	1,263.43
1900. UNITED NAT FOODS INC COM	10/25/2006	02/05/2007	82,938.21	80,465.36	2,472.85
700. UNITED NAT FOODS INC COM	11/06/2006	02/05/2007	62,384.58	64,892.51	-2,507.93
900. RADWARE LTD COM STK	11/06/2006	02/05/2007	23,046.09	23,580.55	-534.46
3800. #REORG/ALTRIS INC CASH	01/24/2007	02/05/2007	11,711.06	13,474.04	-1,762.98
MERGER EFF 4/9/07					
1400. CASUAL MALE RETAIL GROUP INC COM	09/11/2006	02/06/2007	123,104.81	82,120.35	40,984.46
2800. QUANTA SVCS INC COM	12/01/2006	02/06/2007	17,203.51	19,154.48	-1,950.97
800. SYNTEL INC COM	06/20/2006	02/06/2007	58,704.67	41,856.68	16,847.99
3100. T-HQ INC COM NEW	01/11/2007	02/06/2007	27,500.11	23,200.00	4,300.11
1400. UNITED NAT FOODS INC COM	10/24/2006	02/06/2007	95,014.56	91,772.61	3,241.95
600. UNITED NAT FOODS INC COM	11/06/2006	02/06/2007	46,106.74	46,151.30	-44.56
2200. RADWARE LTD COM STK	11/03/2006	02/06/2007	19,739.39	19,707.00	32.39
2300. #REORG/ALTRIS INC CASH	01/24/2007	02/06/2007	29,154.38	32,186.24	-3,031.86
MERGER EFF 4/9/07					
1900. CASUAL MALE RETAIL GROUP INC COM	08/25/2006	02/07/2007	74,469.64	48,434.49	26,035.15
800. ITC HLDGS CORP COM STK	01/08/2007	02/07/2007	23,188.02	25,646.31	-2,458.29
900. ITC HLDGS CORP COM STK	10/04/2006	02/07/2007	34,823.41	25,528.00	9,295.41
500. KENDLE INTL INC COM	10/04/2006	02/07/2007	39,206.21	28,719.00	10,487.21
600. SYNTEL INC COM	01/24/2007	02/07/2007	16,719.28	17,313.51	-594.23
1300. T-HQ INC COM NEW	01/11/2007	02/07/2007	20,882.77	17,400.00	3,482.77
600. UNITED NAT FOODS INC COM	10/24/2006	02/07/2007	39,924.63	38,318.87	1,605.76
1000. ACCURAY INC DEL COM	11/03/2006	02/07/2007	20,016.76	19,707.00	309.76
	02/07/2007	02/08/2007	24,954.23	18,000.00	6,954.23
Totals					

JOYCE FOUNDATION FRIESS ASSOCIATES 26-27569
 Schedule D Detail of Short-term Capital Gains and Losses

Description	Date Acquired	Date Sold	Gross Sales Price	Cost or Other Basis	Short-term Gain/Loss
900. #REORG/ALTRIS INC CASH					
MERGER EFF 4/9/07	08/28/2006	02/08/2007	29,148.57	18,906.45	10,242.12
700. ITC HLDGS CORP COM STK	10/04/2006	02/08/2007	30,512.34	22,337.00	8,175.34
2000. T-HQ INC COM NEW	10/06/2006	02/08/2007	60,931.72	58,887.40	2,044.32
1000. #REORG/ALTRIS INC CASH					
MERGER EFF 4/9/07	08/28/2006	02/09/2007	32,369.80	20,995.00	11,374.80
10900. #REORG/ WILLIAMS SCOTSMAN					
INTL INC CASH MERGER EFFEC	11/01/2006	02/09/2007	218,860.90	245,042.93	-26,182.03
1300. ADMINSTAFF INC COM	02/06/2007	02/12/2007	44,199.68	56,058.11	-11,858.43
4000. #REORG/ WILLIAMS SCOTSMAN					
INTL INC CASH MERGER EFFEC	08/24/2006	02/12/2007	83,565.42	80,814.29	2,751.13
700. #REORG/ WILLIAMS SCOTSMAN					
INTL INC CASH MERGER EFFEC	07/14/2006	02/12/2007	14,818.54	13,919.24	899.30
7100. #REORG/WITNESS SYSTEMS INC					
CASH MERGER EFF 5/15/07	01/25/2007	02/12/2007	191,275.92	153,720.16	37,555.76
6100. #REORG/WITNESS SYSTEMS INC					
CASH MERGER EFF 5/15/07	01/18/2007	02/12/2007	163,521.94	129,596.01	33,925.93
2500. ADMINSTAFF INC COM	12/06/2006	02/13/2007	86,343.84	107,359.13	-21,015.29
700. CROSS CTRY HEALTHCARE INC	01/12/2007	02/13/2007	15,129.19	15,928.48	-799.29
3700. NUTRI SYS INC NEW COM	01/17/2007	02/13/2007	153,155.31	246,135.79	-92,980.48
900. #REORG SIMPLETECH INC NAME					
CHANGE TO STEC INC SEC # 2	12/18/2006	02/13/2007	7,472.28	10,245.21	-2,772.93
4500. #REORG SIMPLETECH INC NAME					
CHANGE TO STEC INC SEC # 2	12/26/2006	02/13/2007	38,732.10	53,191.96	-14,459.86
200. #REORG SIMPLETECH INC NAME					
CHANGE TO STEC INC SEC # 2	12/18/2006	02/13/2007	1,696.94	2,280.56	-583.62
1600. #REORG/ WILLIAMS SCOTSMAN					
INTL INC CASH MERGER EFFEC	07/25/2006	02/13/2007	33,635.60	31,566.55	2,069.05
4000. #REORG/WITNESS SYSTEMS INC					
CASH MERGER EFF 5/15/07	01/19/2007	02/13/2007	107,053.90	84,681.90	22,372.00
1900. ADMINSTAFF INC COM	01/03/2007	02/14/2007	67,116.00	80,429.22	-13,313.22
1500. NUTRI SYS INC NEW COM	01/22/2007	02/14/2007	64,654.31	97,956.93	-33,302.62
4000. #REORG SIMPLETECH INC NAME					
CHANGE TO STEC INC SEC # 2	12/19/2006	02/14/2007	35,452.50	45,190.76	-9,738.26
200. STERLING CONSTR INC COM	11/21/2006	02/14/2007	4,021.71	5,009.28	-987.57
Totals					

JOYCE FOUNDATION FRIESS ASSOCIATES 26-27569
 Schedule D Detail of Short-term Capital Gains and Losses

Description	Date Acquired	Date Sold	Gross Sales Price	Cost or Other Basis	Short-term Gain/Loss
1100. #REORG/ WILLIAMS SCOTSMAN INTL INC CASH MERGER EFFEC	07/25/2006	02/14/2007	22,357.25	21,692.11	665.14
600. STEINER LEISURE LTD COM STK USD0.01	05/16/2006	02/14/2007	28,587.50	26,478.00	2,109.50
1400. ADMINISTAFF INC COM	12/11/2006	02/15/2007	51,340.76	58,607.55	-7,266.79
800. JACKSON HEWITT TAX SVC INC COM	12/05/2006	02/15/2007	27,575.95	29,488.00	-1,912.05
1400. OPNEXT INC COM	02/14/2007	02/15/2007	23,934.50	21,000.00	2,934.50
1100. SALARY COM INC COM	02/15/2007	02/15/2007	13,952.19	11,550.00	2,402.19
400. #REORG SIMPLETECH INC NAME CHANGE TO STEC INC SEC # 2	12/19/2006	02/15/2007	3,592.16	4,466.32	-874.16
900. STERLING CONSTR INC COM	11/22/2006	02/15/2007	17,977.84	22,249.64	-4,271.80
1400. #REORG/ WILLIAMS SCOTSMAN INTL INC CASH MERGER EFFEC	07/25/2006	02/15/2007	28,336.38	27,170.61	1,165.77
1300. ADMINISTAFF INC COM	12/01/2006	02/16/2007	47,579.44	54,164.03	-6,584.59
6500. ARRIS GROUP INC COM	07/03/2006	02/16/2007	94,806.73	81,082.30	13,724.43
1100. ARRIS GROUP INC COM	06/26/2006	02/16/2007	16,158.83	13,517.68	2,641.15
500. CROSS CTRY HEALTHCARE INC	12/28/2006	02/16/2007	10,237.68	11,122.20	-884.52
1200. HENRY JACK & ASSOC INC COM	09/08/2006	02/16/2007	28,748.00	23,746.68	5,001.32
1800. JACKSON HEWITT TAX SVC INC COM	12/07/2006	02/16/2007	61,681.40	66,110.59	-4,429.19
100. #REORG SIMPLETECH INC NAME CHANGE TO STEC INC SEC # 2	12/19/2006	02/16/2007	865.51	1,116.58	-251.07
6200. SIRF TECHNOLOGY HLDGS INC	11/01/2006	02/16/2007	189,355.81	165,337.88	24,017.93
900. STERLING CONSTR INC COM	11/20/2006	02/16/2007	17,973.16	21,295.44	-3,322.28
600. #REORG/ WILLIAMS SCOTSMAN INTL INC CASH MERGER EFFEC	07/24/2006	02/16/2007	12,388.47	11,524.71	863.76
300. #REORG/ WILLIAMS SCOTSMAN	07/17/2006	02/16/2007	6,103.31	5,765.28	338.03
400. #REORG/ WILLIAMS SCOTSMAN INTL INC CASH MERGER EFFEC	07/24/2006	02/16/2007	8,259.94	7,682.36	577.58
2000. ADMINISTAFF INC COM	12/18/2006	02/20/2007	73,550.14	82,607.93	-9,057.79
6200. ARRIS GROUP INC COM	09/21/2006	02/20/2007	90,488.69	73,947.34	16,541.35
2600. ARRIS GROUP INC COM	06/26/2006	02/20/2007	37,582.62	31,783.03	5,799.59
1300. CROCS INC COM	11/03/2006	02/20/2007	73,629.99	51,163.58	22,466.41
Totals					

JOYCE FOUNDATION FRIESS ASSOCIATES 26-27569
 Schedule D Detail of Short-term Capital Gains and Losses

Description	Date Acquired	Date Sold	Gross Sales Price	Cost or Other Basis	Short-term Gain/Loss
4500. CROCS INC COM	11/21/2006	02/20/2007	248,788.35	188,577.54	60,210.81
1400. INVT TECH GROUP INC NEW	12/08/2006	02/20/2007	62,245.02	61,563.60	681.42
800. JACKSON HEWITT TAX SVC INC COM	12/04/2006	02/20/2007	27,590.43	29,042.45	-1,452.02
6800. SIRF TECHNOLOGY HLDGS INC	11/02/2006	02/20/2007	210,221.65	181,109.16	29,112.49
1700. SPARTAN MTRS INC COM	11/28/2006	02/20/2007	41,022.45	24,053.26	16,969.19
1100. VOCUS INC COM	09/21/2006	02/20/2007	22,771.16	16,149.60	6,621.56
1600. #REORG/ WILLIAMS SCOTSMAN INTL INC CASH MERGER EFFEC	07/24/2006	02/20/2007	32,778.83	30,729.44	2,049.39
11400. CROCS INC COM	11/03/2006	02/21/2007	638,308.57	446,074.21	192,234.36
700. CROSS CTRY HEALTHCARE INC	01/25/2007	02/21/2007	14,276.83	15,402.54	-1,125.71
1900. INVT TECH GROUP INC NEW	12/27/2006	02/21/2007	85,214.47	83,401.71	1,812.76
2800. JACKSON HEWITT TAX SVC INC COM	11/29/2006	02/21/2007	95,585.98	100,467.62	-4,881.64
1750. SPARTAN MTRS INC COM	11/28/2006	02/21/2007	42,113.33	24,434.74	17,678.59
100. VOCUS INC COM	04/03/2006	02/21/2007	2,134.41	1,426.25	708.16
500. #REORG/ WILLIAMS SCOTSMAN INTL INC CASH MERGER EFFEC	07/24/2006	02/21/2007	10,292.83	9,575.32	717.51
300. STEINER LEISURE LTD COM	05/16/2006	02/21/2007	14,569.41	13,192.82	1,376.59
800. CROCS INC COM	11/01/2006	02/22/2007	42,527.33	30,490.48	12,036.85
850. CROCS INC COM	11/01/2006	02/22/2007	44,462.13	32,396.14	12,065.99
700. CROSS CTRY HEALTHCARE INC	01/03/2007	02/22/2007	14,087.34	15,119.56	-1,032.22
700. JACKSON HEWITT TAX SVC INC COM	11/28/2006	02/22/2007	23,720.87	24,866.96	-1,146.09
1200. #REORG/ADAMS RESPIRATORY	01/25/2007	02/23/2007	47,872.76	54,466.16	-6,593.40
1800. CROCS INC COM	11/01/2006	02/23/2007	95,302.57	68,603.58	26,698.99
1500. CROSS CTRY HEALTHCARE INC	01/10/2007	02/23/2007	29,630.38	32,230.67	-2,600.29
1400. JACKSON HEWITT TAX SVC INC COM	11/28/2006	02/23/2007	47,177.01	48,905.88	-1,728.87
1400. BRUKER CORP	02/07/2007	02/26/2007	12,850.34	9,940.00	2,910.34
2350. CROCS INC COM	11/02/2006	02/26/2007	121,797.69	88,294.86	33,502.83
1900. INVT TECH GROUP INC NEW	12/28/2006	02/26/2007	80,926.68	82,525.83	-1,599.15
2100. SPARTAN MTRS INC COM	10/26/2006	02/26/2007	47,545.26	28,636.30	18,908.96
4200. INVT TECH GROUP INC NEW	12/29/2006	02/27/2007	170,894.84	181,724.22	-10,829.38
Totals					

JOYCE FOUNDATION FRIESS ASSOCIATES 26-27569
 Schedule D Detail of Short-term Capital Gains and Losses

Description	Date Acquired	Date Sold	Gross Sales Price	Cost or Other Basis	Short-term Gain/Loss
400. STEINER LEISURE LTD COM					
STK USD0.01	05/15/2006	02/27/2007	18,581.26	17,557.42	1,023.84
4600. BRUKER CORP	09/29/2006	02/28/2007	41,232.20	32,384.97	8,847.23
4600. INVT TECH GROUP INC NEW	12/26/2006	02/28/2007	185,584.51	196,603.83	-11,019.32
500. #REORG/ WILLIAMS SCOTSMAN					
INTL INC CASH MERGER EFFEC	07/18/2006	02/28/2007	10,208.28	9,556.90	651.38
3300. BRUKER CORP	10/02/2006	03/01/2007	29,498.78	23,202.55	6,296.23
200. CROSS CTRY HEALTHCARE INC	01/09/2007	03/01/2007	3,771.60	4,265.90	-494.30
900. #REORG/HUB INTL LTD CASH	09/21/2006	03/01/2007	35,104.59	24,392.11	10,712.48
3300. INVT TECH GROUP INC NEW	12/07/2006	03/01/2007	134,516.07	137,210.71	-2,694.64
1300. STERLING CONSTR INC COM	11/10/2006	03/01/2007	23,730.77	30,106.73	-6,375.96
2800. STERLING CONSTR INC COM	11/13/2006	03/01/2007	51,682.76	64,269.12	-12,586.36
1200. BRUKER CORP	10/02/2006	03/02/2007	11,070.13	8,367.90	2,702.23
300. GFI GROUP INC COM STK	10/10/2006	03/02/2007	17,915.62	17,581.62	334.00
1200. INVT TECH GROUP INC NEW	12/06/2006	03/02/2007	48,565.74	49,565.88	-1,000.14
3700. #REORG/VISICU INC CASH					
MERGER EFF 2/20/08	09/14/2006	03/02/2007	25,078.19	43,329.93	-18,251.74
3000. BRUKER CORP	09/27/2006	03/05/2007	27,378.35	20,884.04	6,494.31
400. CROSS CTRY HEALTHCARE INC	01/05/2007	03/05/2007	7,298.73	8,525.44	-1,226.71
1200. GFI GROUP INC COM STK	10/20/2006	03/05/2007	68,764.72	70,317.06	-1,552.34
900. #REORG/HUB INTL LTD CASH	05/19/2006	03/05/2007	35,169.47	24,064.92	11,104.55
1200. INVT TECH GROUP INC NEW	12/06/2006	03/05/2007	47,247.94	49,565.88	-2,317.94
1900. #REORG/VISICU INC CASH					
MERGER EFF 2/20/08	09/21/2006	03/05/2007	12,833.53	18,550.09	-5,716.56
2600. BRUKER CORP	09/27/2006	03/06/2007	24,612.92	18,037.76	6,575.16
400. CROSS CTRY HEALTHCARE INC	01/05/2007	03/06/2007	7,327.93	8,514.95	-1,187.02
600. GFI GROUP INC COM STK	10/18/2006	03/06/2007	34,282.16	35,056.38	-774.22
3500. GFI GROUP INC COM STK	10/23/2006	03/06/2007	201,545.15	204,697.70	-3,152.55
1300. #REORG/HUB INTL LTD CASH	05/19/2006	03/06/2007	50,674.91	34,271.64	16,403.27
300. INVT TECH GROUP INC NEW	12/06/2006	03/06/2007	12,192.16	12,391.47	-199.31
300. APOGEE ENTERPRISES INC COM	10/12/2006	03/07/2007	5,814.30	4,902.48	911.82
500. CROSS CTRY HEALTHCARE INC	01/08/2007	03/07/2007	9,072.37	10,601.32	-1,528.95
2300. GFI GROUP INC COM STK	10/19/2006	03/07/2007	137,996.22	134,182.53	3,813.69
11800. GENESCO INC COM	10/25/2006	03/07/2007	432,868.51	428,802.20	4,066.31
600. #REORG/HUB INTL LTD CASH	05/19/2006	03/07/2007	23,381.40	15,750.00	7,631.40
Totals					

JOYCE FOUNDATION FRIESS ASSOCIATES 26-27569
 Schedule D Detail of Short-term Capital Gains and Losses

Description	Date Acquired	Date Sold	Gross Sales Price	Cost or Other Basis	Short-term Gain/Loss
14500. #REORG/ADAMS RESPIRATORY	02/12/2007	03/08/2007	542,593.62	626,159.93	-83,566.31
300. APOGEE ENTERPRISES INC COM	10/12/2006	03/08/2007	5,868.14	4,902.48	965.66
300. CROSS CTRY HEALTHCARE INC	12/22/2006	03/08/2007	5,381.65	6,341.67	-960.02
1400. #REORG/HUB INTL LTD CASH	05/19/2006	03/08/2007	54,558.42	36,750.00	17,808.42
200. APOGEE ENTERPRISES INC COM	10/12/2006	03/09/2007	3,832.38	3,268.32	564.06
400. CROSS CTRY HEALTHCARE INC	12/22/2006	03/09/2007	7,170.25	8,455.56	-1,285.31
1700. GFI GROUP INC COM STK	10/25/2006	03/09/2007	102,943.56	98,521.91	4,421.65
500. #REORG/HUB INTL LTD CASH	05/19/2006	03/09/2007	19,476.90	13,125.00	6,351.90
1000. TRANSACTION SYS ARCHITECTS INC CL A					
1600. GFI GROUP INC COM STK	07/26/2006	03/09/2007	29,668.28	36,088.70	-6,420.42
200. CROSS CTRY HEALTHCARE INC	10/25/2006	03/12/2007	96,622.79	91,904.51	4,718.28
300. ICU MED INC COM	12/22/2006	03/13/2007	3,492.17	4,227.78	-735.61
200. ICU MED INC COM	09/25/2006	03/13/2007	11,830.97	13,947.00	-2,116.03
1200. NUTRI SYS INC NEW COM	09/25/2006	03/13/2007	7,872.73	9,250.90	-1,378.17
1100. TRANSACTION SYS ARCHITECTS INC CL A	01/22/2007	03/13/2007	54,849.71	75,948.80	-21,099.09
300. MELLANOX TECHNOLOGIES LTD	10/17/2006	03/13/2007	32,216.35	39,667.37	-7,451.02
200. APOGEE ENTERPRISES INC COM	02/28/2007	03/13/2007	5,295.13	5,978.82	-683.69
300. APOGEE ENTERPRISES INC COM	10/10/2006	03/14/2007	3,749.76	3,164.86	584.90
2200. CIENA CORP COM NEW COM NEW	10/11/2006	03/14/2007	5,626.20	4,741.74	884.46
500. CIENA CORP COM NEW COM NEW	01/30/2007	03/14/2007	55,530.47	62,852.22	-7,321.75
700. CROSS CTRY HEALTHCARE INC	01/19/2007	03/14/2007	12,572.96	14,270.15	-1,697.19
800. MEDICIS PHARMACEUTICAL CORP CL A NEW	12/18/2006	03/14/2007	12,315.91	14,714.56	-2,398.65
1900. NUTRI SYS INC NEW COM	10/18/2006	03/14/2007	25,703.92	29,649.92	-3,946.00
1300. TRANSACTION SYS ARCHITECTS INC CL A	01/18/2007	03/14/2007	85,383.37	117,933.00	-32,549.63
800. MELLANOX TECHNOLOGIES LTD	10/17/2006	03/14/2007	37,131.53	45,645.93	-8,514.40
400. APOGEE ENTERPRISES INC COM	02/28/2007	03/14/2007	12,956.72	15,872.12	-2,915.40
2400. CIENA CORP COM NEW COM NEW	10/11/2006	03/15/2007	7,606.28	6,307.52	1,298.76
1000. H & E EQUIP SVCS INC COM	01/23/2007	03/15/2007	60,847.96	68,023.28	-7,175.32
2900. HIBBETT SPORTS INC COM STK	07/06/2006	03/15/2007	22,669.60	31,087.82	-8,418.22
300. HIBBETT SPORTS INC COM STK	02/26/2007	03/15/2007	82,985.58	92,131.54	-9,145.96
4900. HIBBETT SPORTS INC COM STK	02/26/2007	03/15/2007	8,617.23	9,722.52	-1,105.29
4900. HIBBETT SPORTS INC COM STK	03/01/2007	03/15/2007	139,659.91	152,639.63	-12,979.72
Totals					

JOYCE FOUNDATION FRIESS ASSOCIATES 26-27569
 Schedule D Detail of Short-term Capital Gains and Losses

Description	Date Acquired	Date Sold	Gross Sales Price	Cost or Other Basis	Short-term Gain/Loss
1500. MEDICIS PHARMACEUTICAL CORP CL A NEW	12/06/2006	03/15/2007	48,082.67	55,329.39	-7,246.72
2500. NUTRI SYS INC NEW COM	01/18/2007	03/15/2007	113,521.26	155,175.00	-41,653.74
500. TRANSACTION SYS ARCHITECTS INC CL A	07/27/2006	03/15/2007	14,257.36	17,472.85	-3,215.49
100. MELLANOX TECHNOLOGIES LTD	02/08/2007	03/15/2007	1,513.97	1,981.04	-467.07
700. MELLANOX TECHNOLOGIES LTD	02/08/2007	03/15/2007	10,469.57	13,867.28	-3,397.71
100. APOGEE ENTERPRISES INC COM	10/11/2006	03/16/2007	1,866.10	1,576.88	289.22
500. APOGEE ENTERPRISES INC COM	10/11/2006	03/16/2007	9,390.56	7,882.00	1,508.56
1700. CIENA CORP COM NEW COM NEW	01/23/2007	03/16/2007	42,649.47	48,031.08	-5,381.61
600. GRANITE CONST INC COM	01/11/2007	03/16/2007	34,152.33	30,972.12	3,180.21
2200. H & E EQUIP SVCS INC COM	07/12/2006	03/16/2007	49,346.90	67,012.51	-17,665.61
2100. HIBBETT SPORTS INC COM STK	03/08/2007	03/16/2007	58,490.34	62,908.22	-4,417.88
1000. HIBBETT SPORTS INC COM STK	03/01/2007	03/16/2007	27,844.74	30,919.20	-3,074.46
700. ICU MED INC COM	10/19/2006	03/16/2007	27,925.01	31,593.80	-3,668.79
1300. ICU MED INC COM	10/19/2006	03/16/2007	51,473.34	58,657.81	-7,184.47
800. MEDICIS PHARMACEUTICAL CORP CL A NEW	12/06/2006	03/16/2007	25,126.34	29,321.09	-4,194.75
1900. MELLANOX TECHNOLOGIES LTD	02/08/2007	03/16/2007	28,691.77	35,110.40	-6,418.63
100. APOGEE ENTERPRISES INC COM	10/11/2006	03/19/2007	1,895.86	1,574.48	321.38
1700. CIENA CORP COM NEW COM NEW	01/22/2007	03/19/2007	43,313.12	47,857.38	-4,544.26
800. H & E EQUIP SVCS INC COM	07/10/2006	03/19/2007	18,115.08	23,351.28	-5,236.20
700. HIBBETT SPORTS INC COM STK	03/06/2007	03/19/2007	19,997.92	20,677.49	-679.57
900. MATTSON TECH INC COM	11/24/2006	03/19/2007	8,053.25	8,989.62	-936.37
1100. MEDICIS PHARMACEUTICAL CORP CL A NEW	10/12/2006	03/19/2007	34,452.02	40,054.08	-5,602.06
400. TRANSACTION SYS ARCHITECTS INC CL A	09/21/2006	03/19/2007	11,788.97	13,809.35	-2,020.38
1600. CIENA CORP COM NEW COM NEW	01/29/2007	03/20/2007	40,779.05	44,996.08	-4,217.03
1000. CIENA CORP COM NEW COM NEW	02/02/2007	03/20/2007	25,400.31	27,892.99	-2,492.68
700. H & E EQUIP SVCS INC COM	07/13/2006	03/20/2007	15,707.75	20,335.80	-4,628.05
1100. HIBBETT SPORTS INC COM STK	03/06/2007	03/20/2007	31,621.76	32,397.10	-775.34
100. ICU MED INC COM	10/19/2006	03/20/2007	3,972.44	4,511.91	-539.47
1800. MATTSON TECH INC COM	11/21/2006	03/20/2007	16,058.27	17,931.26	-1,872.99
Totals					

JOYCE FOUNDATION FRIESS ASSOCIATES 26-27569
 Schedule D Detail of Short-term Capital Gains and Losses

Description	Date Acquired	Date Sold	Gross Sales Price	Cost or Other Basis	Short-term Gain/Loss
2700. MEDICIS PHARMACEUTICAL CORP CL A NEW	10/30/2006	03/20/2007	84,034.32	97,598.76	-13,564.44
300. SOURCEFIRE INC COM	03/08/2007	03/20/2007	5,367.57	4,500.00	867.57
200. EAGLE BULK SHIPPING INC EAGLE BULK SHIPPING COM	09/21/2006	03/20/2007	3,847.76	3,059.32	788.44
400. AAR CORP	07/12/2006	03/21/2007	11,935.69	10,033.08	1,902.61
100. APOGEE ENTERPRISES INC COM	09/21/2006	03/21/2007	1,921.99	1,487.40	434.59
900. CIENA CORP COM NEW COM NEW	02/05/2007	03/21/2007	23,091.21	24,446.23	-1,355.02
350. FIRST MERCURY FINL CORP	11/09/2006	03/21/2007	7,078.05	7,013.11	64.94
100. H & E EQUIP SVCS INC COM	07/13/2006	03/21/2007	2,286.15	2,875.32	-589.17
300. HIBBETT SPORTS INC COM STK	03/06/2007	03/21/2007	8,714.68	8,830.14	-115.46
2900. MATTSON TECH INC COM	11/21/2006	03/21/2007	25,966.20	28,840.53	-2,874.33
1000. MEDICIS PHARMACEUTICAL CORP CL A NEW	12/18/2006	03/21/2007	31,602.51	35,476.10	-3,873.59
600. NETSCOUT SYS INC COM	03/06/2007	03/21/2007	5,279.91	5,286.68	-6.77
400. SOURCEFIRE INC COM	03/08/2007	03/21/2007	7,066.85	6,000.00	1,066.85
300. TRANSACTION SYS ARCHITECTS INC CL A	09/21/2006	03/21/2007	8,995.84	10,276.31	-1,280.47
5500. U S AUTO PTS NETWORK INC	02/09/2007	03/21/2007	32,336.75	55,000.00	-22,663.25
2400. STEINER LEISURE LTD COM STK USD0.01	05/16/2006	03/21/2007	104,671.27	105,299.30	-628.03
4200. AAR CORP	09/21/2006	03/22/2007	126,123.22	102,901.44	23,221.78
1200. FCSTONE GROUP INC COM	03/16/2007	03/22/2007	37,881.13	30,817.92	7,063.21
200. FIRST MERCURY FINL CORP	11/01/2006	03/22/2007	4,084.91	4,003.12	81.79
600. HIBBETT SPORTS INC COM STK	03/06/2007	03/22/2007	17,635.52	17,660.28	-24.76
100. NETSCOUT SYS INC COM	01/16/2007	03/22/2007	915.36	875.48	39.88
300. SOURCEFIRE INC COM	03/08/2007	03/22/2007	5,305.14	4,500.00	805.14
100. STEINER LEISURE LTD COM STK USD0.01	05/16/2006	03/22/2007	4,397.50	4,387.35	10.15
1800. AAR CORP	07/13/2006	03/23/2007	54,359.70	43,465.32	10,894.38
500. FCSTONE GROUP INC COM	03/16/2007	03/23/2007	15,693.30	12,000.00	3,693.30
500. HIBBETT SPORTS INC COM STK	03/07/2007	03/23/2007	14,684.42	14,713.62	-29.20
300. ICU MED INC COM	10/19/2006	03/23/2007	11,720.55	13,535.73	-1,815.18
400. MATTSON TECH INC COM	11/16/2006	03/23/2007	3,590.10	3,976.92	-386.82
Totals					

JOYCE FOUNDATION FRIESS ASSOCIATES 26-27569
 Schedule D Detail of Short-term Capital Gains and Losses

Description	Date Acquired	Date Sold	Gross Sales Price	Cost or Other Basis	Short-term Gain/Loss
900. MEDICIS PHARMACEUTICAL					
CORP CL A NEW	12/18/2006	03/23/2007	27,631.91	31,633.77	-4,001.86
100. NETSCOUT SYS INC COM	01/16/2007	03/23/2007	951.52	875.48	76.04
2900. #REORG/PAXAR CORP-CASH					
MERGER EFFECTIVE 06/15/07	03/06/2007	03/23/2007	82,933.21	67,086.41	15,846.80
400. STEINER LEISURE LTD COM					
STK USD0.01					
2600. AAR CORP	05/16/2006	03/23/2007	17,590.69	17,549.40	41.29
2700. AMERN COML LINES INC COM	08/04/2006	03/26/2007	75,601.12	62,080.82	13,520.30
400. DECKERS OUTDOOR CORP COM	02/07/2007	03/26/2007	82,222.38	91,134.86	-8,912.48
300. DECKERS OUTDOOR CORP COM	01/17/2007	03/26/2007	29,284.07	23,568.36	5,715.71
700. GRANITE CONST INC COM	01/17/2007	03/26/2007	21,881.24	17,676.27	4,204.97
300. H & E EQUIP SVCS INC COM	01/11/2007	03/26/2007	40,170.49	36,134.14	4,036.35
1100. HIBBETT SPORTS INC COM STK	07/13/2006	03/26/2007	6,840.19	8,625.96	-1,785.77
300. ICU MED INC COM	03/07/2007	03/26/2007	31,709.10	32,275.58	-566.48
700. MATTSON TECH INC COM	10/23/2006	03/26/2007	11,925.08	13,500.51	-1,575.43
400. MEDICIS PHARMACEUTICAL	11/16/2006	03/26/2007	6,172.22	6,959.38	-787.16
CORP CL A NEW					
2900. #REORG/PAXAR CORP-CASH	10/31/2006	03/26/2007	12,461.80	13,993.96	-1,532.16
700. #REORG/PAXAR CORP-CASH	03/02/2007	03/26/2007	82,853.18	66,538.45	16,314.73
400. STEINER LEISURE LTD COM	02/28/2007	03/26/2007	19,957.67	16,117.99	3,839.68
STK USD0.01					
1800. AAR CORP	05/16/2006	03/26/2007	17,760.84	17,549.40	211.44
1100. AMERN COML LINES INC COM	08/03/2006	03/27/2007	50,757.78	42,366.88	8,390.90
600. DECKERS OUTDOOR CORP COM	02/07/2007	03/27/2007	54,106.27	53,143.62	962.65
200. FIRST MERCURY FINL CORP	08/21/2006	03/27/2007	33,107.07	30,420.49	2,686.58
1000. GRANITE CONST INC COM	01/17/2007	03/27/2007	42,889.86	35,343.95	7,545.91
2400. MATTSON TECH INC COM	11/01/2006	03/27/2007	3,988.25	4,003.12	-14.87
100. NETSCOUT SYS INC COM	01/11/2007	03/27/2007	57,520.51	50,865.81	6,654.70
2200. #REORG/PAXAR CORP-CASH	11/16/2006	03/27/2007	21,500.30	23,853.99	-2,353.69
MERGER EFFECTIVE 06/15/07	01/16/2007	03/27/2007	892.42	875.48	16.94
Totals	03/01/2007	03/27/2007	63,045.09	50,377.26	12,667.83

JOYCE FOUNDATION FRIESS ASSOCIATES 26-27569
 Schedule D Detail of Short-term Capital Gains and Losses

Description	Date Acquired	Date Sold	Gross Sales Price	Cost or Other Basis	Short-term Gain/Loss
1500. RADVISION LTD RADVISION	03/08/2007	03/27/2007	36,717.78	33,581.71	3,136.07
LTD ORD ILS0.10					
100. STEINER LEISURE LTD COM					
STK USD0.01	05/16/2006	03/27/2007	4,389.85	4,387.35	2.50
600. AAR CORP	08/01/2006	03/28/2007	16,605.22	13,844.34	2,760.88
2300. AMERN COML LINES INC COM	08/21/2006	03/28/2007	66,941.39	63,498.03	3,443.36
7100. ANGIODYNAMICS INC COM STK	03/08/2007	03/28/2007	127,523.98	169,960.24	-42,436.26
1400. MATTSON TECH INC COM	11/15/2006	03/28/2007	12,287.19	13,860.57	-1,573.38
1400. #REORG/PAXAR CORP-CASH					
MERGER EFFECTIVE 06/15/07	02/27/2007	03/28/2007	40,068.50	32,005.29	8,063.21
500. STEINER LEISURE LTD COM					
STK USD0.01	05/16/2006	03/28/2007	22,059.66	21,936.75	122.91
1500. AAR CORP	08/01/2006	03/29/2007	41,183.51	34,479.00	6,704.51
500. AMERN COML LINES INC COM	08/08/2006	03/29/2007	15,279.91	13,653.17	1,626.74
200. AMERN COML LINES INC COM	08/08/2006	03/29/2007	6,265.90	5,449.08	816.82
100. AMERN COML LINES INC COM	08/08/2006	03/29/2007	3,181.97	2,724.54	457.43
7100. ANGIODYNAMICS INC COM STK	03/07/2007	03/29/2007	117,307.24	162,834.19	-45,526.95
100. DECKERS OUTDOOR CORP COM	01/16/2007	03/29/2007	6,991.39	5,883.50	1,107.89
240. FIRST MERCURY FINL CORP	11/08/2006	03/29/2007	4,749.06	4,732.39	16.67
200. GRANITE CONST INC COM	12/29/2006	03/29/2007	11,095.93	10,103.06	992.87
100. GRANITE CONST INC COM	12/29/2006	03/29/2007	5,519.32	5,051.53	467.79
200. H & E EQUIP SVCS INC COM	07/13/2006	03/29/2007	4,292.49	5,750.64	-1,458.15
300. ICU MED INC COM	10/24/2006	03/29/2007	11,706.24	13,474.33	-1,768.09
1200. MATTSON TECH INC COM	11/14/2006	03/29/2007	10,597.75	11,793.69	-1,195.94
500. MEDICIS PHARMACEUTICAL					
CORP CL A NEW	10/31/2006	03/29/2007	15,377.36	17,492.45	-2,115.09
100. NETSCOUT SYS INC COM	01/16/2007	03/29/2007	897.12	875.48	21.64
700. #REORG/PAXAR CORP-CASH					
MERGER EFFECTIVE 06/15/07	02/27/2007	03/29/2007	19,999.95	15,999.27	4,000.68
1400. RADVISION LTD RADVISION					
LTD ORD ILS0.10	03/06/2007	03/29/2007	32,725.33	30,486.80	2,238.53
600. STEINER LEISURE LTD COM					
STK USD0.01	05/16/2006	03/29/2007	26,381.59	26,288.20	93.39
1400. AAR CORP	08/24/2006	03/30/2007	38,832.46	31,519.60	7,312.86
300. GRANITE CONST INC COM	12/29/2006	03/30/2007	16,569.01	15,154.59	1,414.42
Totals					

JOYCE FOUNDATION FRIESS ASSOCIATES 26-27569
 Schedule D Detail of Short-term Capital Gains and Losses

Description	Date Acquired	Date Sold	Gross Sales Price	Cost or Other Basis	Short-term Gain/Loss
6600. ICT GROUP INC COM	03/23/2007	03/30/2007	111,157.47	180,805.07	-69,647.60
1200. ICU MED INC COM	10/24/2006	03/30/2007	47,005.56	51,805.10	-4,799.54
1500. MATTSON TECH INC COM	11/08/2006	03/30/2007	13,587.24	14,678.12	-1,090.88
800. #REORG/PAXAR CORP -CASH MERGER EFFECTIVE 06/15/07	02/27/2007	03/30/2007	22,919.96	18,284.88	4,635.08
100. RADVISION LTD RADVISION					
LTD ORD ILS0.10	02/27/2007	03/30/2007	2,373.15	2,097.27	275.88
100. STEINER LEISURE LTD COM					
STK USD0.01	05/12/2006	03/30/2007	4,499.08	4,380.17	118.91
300. DECKERS OUTDOOR CORP COM	01/16/2007	04/02/2007	21,009.60	17,645.10	3,364.50
800. GRANITE CONST INC COM	01/09/2007	04/02/2007	43,804.36	40,258.46	3,545.90
700. H & E EQUIP SVCS INC COM	07/19/2006	04/02/2007	14,947.71	19,899.75	-4,952.04
500. ICU MED INC COM	07/10/2006	04/02/2007	19,794.29	20,764.87	-970.58
3000. MATTSON TECH INC COM	11/03/2006	04/02/2007	27,057.48	29,001.02	-1,943.54
200. STEINER LEISURE LTD COM					
STK USD0.01	09/21/2006	04/02/2007	9,039.22	8,561.80	477.42
600. DECKERS OUTDOOR CORP COM	01/24/2007	04/03/2007	42,087.49	35,268.92	6,818.57
300. FIRST MERCURY FINL CORP	11/08/2006	04/03/2007	6,052.25	5,850.00	202.25
800. GRANITE CONST INC COM	01/09/2007	04/03/2007	45,444.26	40,142.46	5,301.80
1300. ICU MED INC COM	07/10/2006	04/03/2007	52,315.35	53,768.76	-1,453.41
1800. MEDICIS PHARMACEUTICAL CORP CL A NEW	11/01/2006	04/03/2007	54,447.00	62,799.18	-8,352.18
1100. #REORG/WA GROUP INTL INC					
CASH & STK MRGRTO URS CORP	09/21/2006	04/03/2007	73,719.00	60,697.55	13,021.45
300. RAM HLDGS LTD COM STK USD0.01	05/08/2006	04/03/2007	4,566.22	4,045.68	520.54
700. RADVISION LTD RADVISION					
LTD ORD ILS0.10	02/27/2007	04/03/2007	16,428.04	14,680.89	1,747.15
300. STEINER LEISURE LTD COM					
STK USD0.01	05/18/2006	04/03/2007	13,493.58	12,721.80	771.78
600. DECKERS OUTDOOR CORP COM	01/24/2007	04/04/2007	42,695.16	34,979.30	7,715.86
3100. #REORG/EQTY INNS INC TO					
CASH MERGER EFFECTIVE 10/2	09/26/2006	04/04/2007	52,429.80	49,053.65	3,376.15
200. FIRST MERCURY FINL CORP	10/24/2006	04/04/2007	4,029.19	3,887.82	141.37
600. GRANITE CONST INC COM	01/05/2007	04/04/2007	33,719.96	30,090.66	3,629.30
Totals					

JOYCE FOUNDATION FRIESS ASSOCIATES 26-27569
 Schedule D Detail of Short-term Capital Gains and Losses

Description	Date Acquired	Date Sold	Gross Sales Price	Cost or Other Basis	Short-term Gain/Loss
2700. H & E EQUIP SVCS INC COM	07/25/2006	04/04/2007	55,053.23	73,779.16	-18,725.93
800. H & E EQUIP SVCS INC COM	08/11/2006	04/04/2007	16,478.06	21,567.02	-5,088.96
800. ICU MED INC COM	07/21/2006	04/04/2007	32,123.10	32,606.84	-483.74
1600. MEDICIS PHARMACEUTICAL					
CORP CL A NEW	11/01/2006	04/04/2007	47,977.82	55,568.56	-7,590.74
600. NETSCOUT SYS INC COM	03/15/2007	04/04/2007	5,290.89	5,199.94	90.95
200. STEINER LEISURE LTD COM					
STK USD0.01	05/18/2006	04/04/2007	8,775.12	8,481.20	293.92
4300. CUTERA INC COM	02/02/2007	04/05/2007	115,991.15	125,326.39	-9,335.24
400. #REORG/EQTY INNS INC TO					
CASH MERGER EFFECTIVE 10/2	09/27/2006	04/05/2007	6,765.61	6,306.72	458.89
300. FIRST MERCURY FINL CORP	10/24/2006	04/05/2007	5,889.20	5,827.59	61.61
400. GRANITE CONST INC COM	01/05/2007	04/05/2007	22,418.21	20,060.44	2,357.77
800. H & E EQUIP SVCS INC COM	08/11/2006	04/05/2007	16,768.62	21,162.26	-4,393.64
800. H & E EQUIP SVCS INC COM	08/11/2006	04/05/2007	16,457.90	21,427.28	-4,969.38
300. ICU MED INC COM	07/21/2006	04/05/2007	12,257.00	12,102.33	154.67
700. MEDICIS PHARMACEUTICAL					
CORP CL A NEW	10/10/2006	04/05/2007	21,727.38	24,311.07	-2,583.69
200. NETSCOUT SYS INC COM	03/05/2007	04/05/2007	1,740.37	1,723.12	17.25
900. #REORG/WA GROUP INTL INC					
CASH & STK MRGRTO URS CORP	07/28/2006	04/05/2007	58,234.96	49,102.29	9,132.67
1400. RADVISION LTD RADVISION					
LTD ORD ILS0.10	02/27/2007	04/05/2007	31,335.99	29,213.19	2,122.80
3000. CUTERA INC COM	01/26/2007	04/09/2007	75,812.73	82,698.15	-6,885.42
500. DECKERS OUTDOOR CORP COM	01/22/2007	04/09/2007	35,034.16	28,921.05	6,113.11
300. FIRST MERCURY FINL CORP	10/20/2006	04/09/2007	5,866.41	5,826.96	39.45
600. GRANITE CONST INC COM	01/05/2007	04/09/2007	33,897.62	29,979.38	3,918.24
2600. H & E EQUIP SVCS INC COM	09/21/2006	04/09/2007	58,381.32	65,670.74	-7,289.42
500. MEDICIS PHARMACEUTICAL					
CORP CL A NEW	10/10/2006	04/09/2007	15,482.21	17,325.27	-1,843.06
2700. RADVISION LTD RADVISION					
LTD ORD ILS0.10	11/14/2006	04/09/2007	57,102.23	55,614.26	1,487.97
300. DECKERS OUTDOOR CORP COM	01/22/2007	04/10/2007	20,933.76	17,352.63	3,581.13
400. FIRST MERCURY FINL CORP	10/20/2006	04/10/2007	7,624.44	7,760.75	-136.31
400. GRANITE CONST INC COM	12/28/2006	04/10/2007	22,702.25	19,837.88	2,864.37
Totals					

JOYCE FOUNDATION FRIESS ASSOCIATES 26-27569
 Schedule D Detail of Short-term Capital Gains and Losses

Description	Date Acquired	Date Sold	Gross Sales Price	Cost or Other Basis	Short-term Gain/Loss
600. MEDICIS PHARMACEUTICAL CORP CL A NEW	10/09/2006	04/10/2007	18,921.37	20,758.50	-1,837.13
2600. RADVISION LTD RADVISION LTD ORD ILS0.10	11/09/2006	04/10/2007	55,852.60	52,599.01	3,253.59
3800. BIOLASE TECH INC COM	04/05/2007	04/11/2007	30,466.03	37,947.58	-7,481.55
600. FIRST MERCURY FINL CORP	10/19/2006	04/11/2007	11,539.68	11,589.71	-50.03
800. FIRST MERCURY FINL CORP	10/23/2006	04/11/2007	15,421.76	15,413.04	8.72
100. FIRST MERCURY FINL CORP	10/23/2006	04/11/2007	1,897.01	1,926.47	-29.46
800. RADVISION LTD RADVISION LTD ORD ILS0.10	10/26/2006	04/11/2007	17,167.41	15,752.80	1,414.61
1200. BIOLASE TECH INC COM	04/03/2007	04/12/2007	9,122.85	11,803.14	-2,680.29
200. BIOLASE TECH INC COM	04/03/2007	04/12/2007	1,511.33	1,973.70	-462.37
700. FEI CO COM	12/14/2006	04/12/2007	25,217.04	17,500.00	7,717.04
430. FIRST MERCURY FINL CORP	10/17/2006	04/12/2007	8,216.65	7,310.00	906.65
310. FIRST MERCURY FINL CORP	10/23/2006	04/12/2007	5,923.01	5,587.06	335.95
100. NETSCOUT SYS INC COM	01/24/2007	04/12/2007	887.38	860.86	26.52
300. RADVISION LTD RADVISION LTD ORD ILS0.10	10/26/2006	04/12/2007	6,441.62	5,907.30	534.32
800. BELL MICROPRODUCTS INC COM	11/15/2006	04/13/2007	5,055.44	5,776.80	-721.36
2900. BIOLASE TECH INC COM	03/30/2007	04/13/2007	21,631.63	28,281.40	-6,649.77
300. FEI CO COM	12/14/2006	04/13/2007	10,807.39	7,500.00	3,307.39
300. FIRST MERCURY FINL CORP	10/17/2006	04/13/2007	5,757.18	5,100.00	657.18
100. FIRST MERCURY FINL CORP	10/17/2006	04/13/2007	1,918.00	1,700.00	218.00
700. RADVISION LTD RADVISION LTD ORD ILS0.10	11/06/2006	04/13/2007	14,792.31	13,725.86	1,066.45
100. ACUITY BRANDS INC COM OF HLDG CO TO ZEP INC 2036365	11/24/2006	04/16/2007	6,126.66	5,427.96	698.70
400. ASTEC INDS INC COM	01/22/2007	04/16/2007	17,259.01	14,245.16	3,013.85
1000. BELL MICROPRODUCTS INC COM 700. #REORG/EQTY INNS INC TO CASH MERGER EFFECTIVE 10/2	11/16/2006	04/16/2007	6,470.70	7,212.56	-741.86
200. FIRST MERCURY FINL CORP	04/17/2006	04/16/2007	11,739.03	10,267.66	1,471.37
200. FIRST MERCURY FINL CORP	10/17/2006	04/16/2007	3,946.81	3,400.00	546.81
200. NETSCOUT SYS INC COM	01/24/2007	04/16/2007	1,775.09	1,718.66	56.43
800. RADVISION LTD RADVISION LTD ORD ILS0.10	11/03/2006	04/16/2007	16,934.46	15,555.22	1,379.24
Totals					

JOYCE FOUNDATION FRIESS ASSOCIATES 26-27569
Schedule D Detail of Short-term Capital Gains and Losses

Description	Date Acquired	Date Sold	Gross Sales Price	Cost or Other Basis	Short-term Gain/Loss
700. ACUITY BRANDS INC COM OF					
HLDG CO TO ZEP INC 2036365	11/21/2006	04/17/2007	42,847.18	37,683.68	5,163.50
300. ASTEC INDS INC COM	01/22/2007	04/17/2007	13,046.11	10,601.85	2,444.26
700. BELL MICROPRODUCTS INC COM	11/16/2006	04/17/2007	4,429.18	5,039.93	-610.75
200. #REORG/EQTY INNS INC TO					
CASH MERGER EFFECTIVE 10/2	04/17/2006	04/17/2007	3,397.09	2,933.62	463.47
200. FIRST MERCURY FINL CORP	10/17/2006	04/17/2007	4,045.01	3,400.00	645.01
600. NETSCOUT SYS INC COM	03/16/2007	04/17/2007	5,127.46	5,124.83	2.63
3400. WET SEAL INC CL A	04/02/2007	04/17/2007	21,591.70	22,071.78	-480.08
1700. WET SEAL INC CL A	04/02/2007	04/17/2007	10,792.11	11,035.89	-243.78
200. RADVISION LTD RADVISION					
LTD ORD ILS0.10	11/02/2006	04/17/2007	4,240.25	3,860.66	379.59
600. ACUITY BRANDS INC COM OF					
HLDG CO TO ZEP INC 2036365	11/17/2006	04/18/2007	36,951.87	32,096.04	4,855.83
700. BELL MICROPRODUCTS INC COM	11/16/2006	04/18/2007	4,391.73	5,039.93	-648.20
200. CONMED CORP COM	03/13/2007	04/18/2007	6,228.14	5,426.88	801.26
200. FIRST MERCURY FINL CORP	10/17/2006	04/18/2007	4,071.11	3,400.00	671.11
400. NETSCOUT SYS INC COM	03/16/2007	04/18/2007	3,422.46	3,398.84	23.62
900. WET SEAL INC CL A	03/16/2007	04/18/2007	5,761.80	5,406.94	354.86
3900. WET SEAL INC CL A	04/02/2007	04/18/2007	24,965.85	24,702.24	263.61
1400. RADVISION LTD RADVISION					
LTD ORD ILS0.10	10/31/2006	04/18/2007	29,575.94	26,806.48	2,769.46
1000. ACUITY BRANDS INC COM OF					
HLDG CO TO ZEP INC 2036365	11/20/2006	04/19/2007	61,375.46	53,248.92	8,126.54
800. ASTEC INDS INC COM	01/12/2007	04/19/2007	33,995.31	27,936.14	6,059.17
1100. BELL MICROPRODUCTS INC COM	11/21/2006	04/19/2007	7,013.49	7,902.87	-889.38
700. CONMED CORP COM	02/08/2007	04/19/2007	21,353.80	18,038.00	3,315.80
2800. DRESS BARN INC COM	12/06/2006	04/19/2007	56,961.48	68,787.60	-11,826.12
2900. DRESS BARN INC COM	12/06/2006	04/19/2007	58,880.40	71,512.50	-12,632.10
300. FIRST MERCURY FINL CORP	10/17/2006	04/19/2007	6,112.40	5,100.00	1,012.40
700. MERIDIAN BIOSCIENCE INC	01/30/2007	04/19/2007	20,936.67	20,549.06	387.61
500. MERIDIAN BIOSCIENCE INC	01/30/2007	04/19/2007	15,067.91	14,677.90	390.01
200. NETSCOUT SYS INC COM	01/19/2007	04/19/2007	1,674.47	1,697.42	-22.95
800. WET SEAL INC CL A	03/15/2007	04/19/2007	5,067.92	4,684.00	383.92
Totals					

JOYCE FOUNDATION FRIESS ASSOCIATES 26-27569
 Schedule D Detail of Short-term Capital Gains and Losses

Description	Date Acquired	Date Sold	Gross Sales Price	Cost or Other Basis	Short-term Gain/Loss
600. ACUITY BRANDS INC COM OF					
HLDG CO TO ZEP INC 2036365	12/11/2006	04/20/2007	37,130.67	31,781.15	5,349.52
800. ASTEC INDS INC COM	01/12/2007	04/20/2007	34,134.43	27,903.84	6,230.59
2600. DRESS BARN INC COM	12/06/2006	04/20/2007	52,884.22	63,835.29	-10,951.07
400. FIRST MERCURY FINL CORP	10/17/2006	04/20/2007	8,260.03	6,800.00	1,460.03
700. MERIDIAN BIOSCIENCE INC	01/30/2007	04/20/2007	21,357.72	20,439.54	918.18
900. NETSCOUT SYS INC COM	01/26/2007	04/20/2007	7,747.80	7,609.28	138.52
100. NETSCOUT SYS INC COM	01/10/2007	04/20/2007	875.82	841.57	34.25
800. SUPERIOR OFFSHORE INTL INC					
COM					
7300. WET SEAL INC CL A	04/19/2007	04/20/2007	14,363.77	12,000.00	2,363.77
1000. ZORAN CORP COM	03/15/2007	04/20/2007	47,464.59	42,344.34	5,120.25
100. RAM HLDGS LTD COM STK	02/23/2007	04/20/2007	18,936.70	17,447.60	1,489.10
USD0.01					
200. ASTEC INDS INC COM	05/08/2006	04/20/2007	1,544.21	1,344.40	199.81
100. ASTEC INDS INC COM	01/12/2007	04/23/2007	8,594.16	6,975.23	1,618.93
1500. DRESS BARN INC COM	01/12/2007	04/23/2007	4,299.06	3,487.98	811.08
2600. DRESS BARN INC COM	12/07/2006	04/23/2007	30,029.98	36,755.70	-6,725.72
300. MERIDIAN BIOSCIENCE INC	12/08/2006	04/23/2007	52,172.62	63,128.24	-10,955.62
200. NETSCOUT SYS INC COM	01/25/2007	04/23/2007	9,048.94	8,707.11	341.83
800. WET SEAL INC CL A	01/10/2007	04/23/2007	1,700.27	1,683.14	17.13
300. WET SEAL INC CL A	03/14/2007	04/23/2007	5,126.96	4,567.12	559.84
1200. WET SEAL INC CL A	03/14/2007	04/23/2007	1,951.49	1,712.67	238.82
1600. ZORAN CORP COM	03/14/2007	04/23/2007	7,676.16	6,850.68	825.48
700. ZORAN CORP COM	03/26/2007	04/23/2007	29,218.59	27,701.12	1,517.47
1000. ACUITY BRANDS INC COM OF	03/26/2007	04/23/2007	12,685.27	12,159.35	525.92
HLDG CO TO ZEP INC 2036365					
400. ASTEC INDS INC COM	12/11/2006	04/24/2007	60,783.86	52,109.10	8,674.76
600. DRESS BARN INC COM	12/04/2006	04/24/2007	16,671.86	13,926.13	2,745.73
600. DRESS BARN INC COM	12/14/2006	04/24/2007	12,069.77	14,352.84	-2,283.07
4800. DRESS BARN INC COM	12/14/2006	04/24/2007	11,937.59	14,352.84	-2,415.25
200. FIRST MERCURY FINL CORP	12/14/2006	04/24/2007	95,787.81	115,719.21	-19,931.40
400. MERIDIAN BIOSCIENCE INC	10/17/2006	04/24/2007	3,983.21	3,400.00	583.21
500. WET SEAL INC CL A	01/25/2007	04/24/2007	12,103.85	11,607.55	496.30
500. WET SEAL INC CL A	03/14/2007	04/24/2007	3,208.30	2,852.70	355.60
500. WET SEAL INC CL A	03/14/2007	04/24/2007	3,232.85	2,854.45	378.40
Totals					

JOYCE FOUNDATION FRIESS ASSOCIATES 26-27569
 Schedule D Detail of Short-term Capital Gains and Losses

Description	Date Acquired	Date Sold	Gross Sales Price	Cost or Other Basis	Short-term Gain/Loss
2400. WET SEAL INC CL A	03/14/2007	04/24/2007	15,383.76	13,697.86	1,685.90
2400. ZORAN CORP COM	03/29/2007	04/24/2007	45,105.62	41,200.95	3,904.67
2900. ZORAN CORP COM	02/26/2007	04/24/2007	54,944.58	50,181.02	4,763.56
100. ACUITY BRANDS INC COM OF					
HLDG CO TO ZEP INC 2036365	12/11/2006	04/25/2007	6,088.21	5,210.91	877.30
500. ADVANCED ENERGY INDS INC	04/03/2007	04/25/2007	10,875.03	10,823.89	51.14
500. #REORG/AQUANTIVE INC CASH					
MERGER EFF 8/10/07	08/02/2006	04/25/2007	16,009.80	12,063.00	3,946.80
800. #REORG/AQUANTIVE INC CASH					
MERGER EFF 8/10/07	08/02/2006	04/25/2007	25,555.60	19,300.80	6,254.80
1000. ASTEC INDS INC COM	01/03/2007	04/25/2007	42,114.75	34,559.56	7,555.19
1200. COMMSCOPE INC COM	02/08/2007	04/25/2007	54,638.28	40,830.12	13,808.16
200. DRESS BARN INC COM	12/14/2006	04/25/2007	4,007.31	4,784.28	-776.97
2300. DRESS BARN INC COM	12/14/2006	04/25/2007	45,938.11	54,864.06	-8,925.95
500. FEI CO COM	12/14/2006	04/25/2007	19,216.35	12,500.00	6,716.35
200. FIRST MERCURY FINL CORP	10/17/2006	04/25/2007	3,988.39	3,400.00	588.39
1700. HILB ROGAL & HOBBS CO COM	03/29/2007	04/25/2007	76,397.68	83,226.35	-6,828.67
1700. MERIDIAN BIOSCIENCE INC	01/24/2007	04/25/2007	51,547.12	49,002.76	2,544.36
300. NETSCOUT SYS INC COM	02/27/2007	04/25/2007	2,577.47	2,513.53	63.94
1800. WET SEAL INC CL A	03/14/2007	04/25/2007	11,527.20	10,269.72	1,257.48
100. WET SEAL INC CL A	03/14/2007	04/25/2007	646.49	570.54	75.95
600. ZORAN CORP COM	03/29/2007	04/25/2007	12,077.93	10,210.86	1,867.07
10400. ZORAN CORP COM	03/29/2007	04/25/2007	208,483.52	172,301.94	36,181.58
800. ACUITY BRANDS INC COM OF					
HLDG CO TO ZEP INC 2036365	12/11/2006	04/26/2007	48,485.41	41,570.78	6,914.63
2000. #REORG/AQUANTIVE INC CASH					
MERGER EFF 8/10/07	08/02/2006	04/26/2007	63,402.82	48,252.00	15,150.82
700. ASTEC INDS INC COM	01/03/2007	04/26/2007	29,798.75	24,048.94	5,749.81
500. CKE RESTAURANTS INC COM	03/20/2007	04/26/2007	10,507.88	9,647.50	860.38
500. COMMSCOPE INC COM	02/07/2007	04/26/2007	22,729.00	16,737.80	5,991.20
700. DSP GROUP INC COM	01/17/2007	04/26/2007	13,205.92	15,458.99	-2,253.07
2300. DRESS BARN INC COM	12/13/2006	04/26/2007	46,160.29	54,485.38	-8,325.09
2800. DRESS BARN INC COM	11/29/2006	04/26/2007	57,038.76	66,087.60	-9,048.84
300. FEI CO COM	12/14/2006	04/26/2007	11,605.20	7,500.00	4,105.20
800. HILB ROGAL & HOBBS CO COM	03/21/2007	04/26/2007	35,419.53	38,395.71	-2,976.18
Totals					

JOYCE FOUNDATION FRIESS ASSOCIATES 26-27569
 Schedule D Detail of Short-term Capital Gains and Losses

Description	Date Acquired	Date Sold	Gross Sales Price	Cost or Other Basis	Short-term Gain/Loss
800. LSI INDS INC OHIO COM	12/21/2006	04/26/2007	12,440.52	15,347.40	-2,906.88
500. MERIDIAN BIOSCIENCE INC	01/23/2007	04/26/2007	15,206.66	14,128.00	1,078.66
600. PETMED EXPRESS INC COM STK	01/16/2007	04/26/2007	6,733.93	8,443.23	-1,709.30
3000. SKECHERS U S A INC CL A CL					
A ISIN #US8305661055	01/05/2007	04/26/2007	98,180.09	98,420.71	-240.62
5200. SKECHERS U S A INC CL A CL					
A ISIN #US8305661055	01/09/2007	04/26/2007	171,162.13	177,046.60	-5,884.47
500. SUPERIOR OFFSHORE INTL INC					
COM					
100. WET SEAL INC CL A	04/19/2007	04/26/2007	8,927.36	7,500.00	1,427.36
600. WET SEAL INC CL A	03/14/2007	04/26/2007	646.49	570.54	75.95
4200. ZORAN CORP COM	03/14/2007	04/26/2007	3,836.88	3,423.24	413.64
800. ACUITY BRANDS INC COM OF	03/08/2007	04/26/2007	82,671.53	66,595.90	16,075.63
HLDG CO TO ZEP INC 2036365	12/12/2006	04/27/2007	47,984.14	41,140.92	6,843.22
3900. #REORG/AQUANTIVE INC CASH					
MERGER EFF 8/10/07	08/02/2006	04/27/2007	126,125.23	94,091.40	32,033.83
200. #REORG/AQUANTIVE INC CASH					
MERGER EFF 8/10/07	08/02/2006	04/27/2007	6,367.12	4,825.20	1,541.92
100. ASTEC INDS INC COM	12/21/2006	04/27/2007	4,185.46	3,424.51	760.95
1700. CKE RESTAURANTS INC COM	03/20/2007	04/27/2007	35,387.50	32,720.22	2,667.28
2600. COMMSCOPE INC COM	02/12/2007	04/27/2007	131,490.90	86,719.74	44,771.16
1200. DSP GROUP INC COM	01/11/2007	04/27/2007	22,658.17	26,209.40	-3,551.23
300. HILB ROGAL & HOBBS CO COM	03/01/2007	04/27/2007	13,141.98	13,819.08	-677.10
1000. HILB ROGAL & HOBBS CO COM	03/19/2007	04/27/2007	43,835.02	47,092.11	-3,257.09
900. LSI INDS INC OHIO COM	12/19/2006	04/27/2007	14,107.19	16,722.63	-2,615.44
500. MATTSON TECH INC COM	10/16/2006	04/27/2007	5,090.67	4,790.75	299.92
700. MATTSON TECH INC COM	11/02/2006	04/27/2007	7,165.79	6,709.19	456.60
300. NETSCOUT SYS INC COM	02/27/2007	04/27/2007	2,512.55	2,511.09	1.46
700. PETMED EXPRESS INC COM STK	01/16/2007	04/27/2007	7,877.74	9,688.84	-1,811.10
400. RESOURCES CONNECTION INC	03/28/2007	04/27/2007	12,088.45	13,627.20	-1,538.75
1600. SKECHERS U S A INC CL A CL					
A ISIN #US8305661055	12/26/2006	04/27/2007	52,787.51	51,437.84	1,349.67
1600. SKECHERS U S A INC CL A CL					
A ISIN #US8305661055	12/22/2006	04/27/2007	52,870.07	51,701.28	1,168.79
Totals					

JOYCE FOUNDATION FRIESS ASSOCIATES 26-27569
 Schedule D Detail of Short-term Capital Gains and Losses

Description	Date Acquired	Date Sold	Gross Sales Price	Cost or Other Basis	Short-term Gain/Loss
2800. SYNCHRONOSS TECHNOLOGIES INC COM STK	02/23/2007	04/27/2007	63,163.95	51,965.33	11,198.62
300. SYNCHRONOSS TECHNOLOGIES INC COM STK	02/22/2007	04/27/2007	6,521.90	5,692.20	829.70
1100. WET SEAL INC CL A	03/14/2007	04/27/2007	6,864.99	6,275.94	589.05
1600. ZORAN CORP COM	02/12/2007	04/27/2007	31,753.43	25,010.27	6,743.16
1800. #REORG/AQUANTIVE INC CASH MERGER EFF 8/10/07	08/02/2006	04/30/2007	56,312.67	43,426.80	12,885.87
400. ASTEC INDS INC COM	01/05/2007	04/30/2007	16,732.74	13,640.26	3,092.48
2300. CF INDS HLDGS INC COM	03/16/2007	04/30/2007	93,017.01	92,623.31	393.70
300. CF INDS HLDGS INC COM	02/26/2007	04/30/2007	12,016.10	11,872.89	143.21
1000. CKE RESTAURANTS INC COM	03/12/2007	04/30/2007	20,590.28	19,141.82	1,448.46
400. COMMScope INC COM	02/06/2007	04/30/2007	18,704.87	13,181.40	5,523.47
1000. DSP GROUP INC COM	01/05/2007	04/30/2007	18,532.31	21,714.30	-3,181.99
500. FEI CO COM	12/14/2006	04/30/2007	18,744.11	12,500.00	6,244.11
1200. HILB ROGAL & HOBBS CO COM	03/12/2007	04/30/2007	52,056.16	54,842.20	-2,786.04
400. HILB ROGAL & HOBBS CO COM	03/01/2007	04/30/2007	17,390.93	18,425.44	-1,034.51
600. LSI INDS INC OHIO COM	12/14/2006	04/30/2007	9,506.43	10,724.55	-1,218.12
1000. MATTSON TECH INC COM	10/16/2006	04/30/2007	10,115.04	9,581.50	533.54
100. MERIDIAN BIOSCIENCE INC	01/19/2007	04/30/2007	3,002.12	2,801.10	201.02
3200. MERIDIAN BIOSCIENCE INC	01/22/2007	04/30/2007	95,022.54	86,891.22	8,131.32
300. NETSCOUT SYS INC COM	01/22/2007	04/30/2007	2,500.88	2,497.80	3.08
500. PETMED EXPRESS INC COM STK	01/03/2007	04/30/2007	5,594.16	6,820.00	-1,225.84
700. RESOURCES CONNECTION INC	03/28/2007	04/30/2007	21,129.73	23,838.10	-2,708.37
1200. SKECHERS U S A INC CL A CL A ISIN #US8305661055	12/18/2006	04/30/2007	39,173.39	38,101.56	1,071.83
2300. SKECHERS U S A INC CL A CL A ISIN #US8305661055	12/19/2006	04/30/2007	73,470.53	72,604.27	866.26
100. SYNCHRONOSS TECHNOLOGIES INC COM STK	01/10/2007	04/30/2007	2,294.93	1,692.57	602.36
3700. SYNCHRONOSS TECHNOLOGIES INC COM STK	02/23/2007	04/30/2007	85,213.02	65,243.51	19,969.51
2200. SYNCHRONOSS TECHNOLOGIES INC COM STK	02/16/2007	04/30/2007	50,862.78	37,601.02	13,261.76
Totals					

JOYCE FOUNDATION FRIESS ASSOCIATES 26-27569
 Schedule D Detail of Short-term Capital Gains and Losses

Description	Date Acquired	Date Sold	Gross Sales Price	Cost or Other Basis	Short-term Gain/Loss
1200. SYNCHRONOSS TECHNOLOGIES					
INC COM STK	01/10/2007	04/30/2007	27,072.78	20,310.84	6,761.94
200. SYNCHRONOSS TECHNOLOGIES					
INC COM STK	01/10/2007	04/30/2007	4,605.82	3,385.14	1,220.68
600. ZOLL MED CORP COM	04/25/2007	04/30/2007	14,520.55	16,940.72	-2,420.17
1900. #REORG/AQUANTIVE INC CASH					
MERGER EFF 8/10/07	08/03/2006	05/01/2007	59,141.72	45,704.52	13,437.20
1400. #REORG/AQUANTIVE INC CASH					
MERGER EFF 8/10/07	08/02/2006	05/01/2007	43,326.11	33,776.40	9,549.71
2200. ATHEROS COMMUNICATIONS INC					
COM					
1100. CF INDS HLDGS INC COM	02/02/2007	05/01/2007	63,809.80	52,991.21	10,818.59
2600. CKE RESTAURANTS INC COM	02/26/2007	05/01/2007	42,558.12	43,533.93	-975.81
1200. COMMSCOPE INC COM	03/27/2007	05/01/2007	52,483.83	49,551.43	2,932.40
400. DSP GROUP INC COM	02/06/2007	05/01/2007	57,011.48	39,380.70	17,630.78
300. FEI CO COM	01/09/2007	05/01/2007	7,242.08	8,677.71	-1,435.63
1100. HILB ROGAL & HOBBS CO COM	12/14/2006	05/01/2007	11,026.75	7,500.00	3,526.75
1400. I2 TECHNOLOGIES INC COM	03/09/2007	05/01/2007	47,281.67	50,022.04	-2,740.37
2400. I2 TECHNOLOGIES INC COM	04/26/2007	05/01/2007	25,189.11	36,724.92	-11,535.81
700. I2 TECHNOLOGIES INC COM	04/23/2007	05/01/2007	43,098.77	63,663.32	-20,564.55
100. J CREW GROUP INC COM	04/19/2007	05/01/2007	12,419.55	18,198.99	-5,779.44
800. LSI INDS INC OHIO COM	02/13/2007	05/01/2007	4,071.12	3,604.06	467.06
1500. MATTSON TECH INC COM	12/13/2006	05/01/2007	12,119.97	14,094.80	-1,974.83
700. MERIDIAN BIOSCIENCE INC	11/27/2006	05/01/2007	14,996.01	14,310.11	685.90
1500. MERIDIAN BIOSCIENCE INC	01/16/2007	05/01/2007	20,817.68	18,782.96	2,034.72
600. PETMED EXPRESS INC COM STK	01/18/2007	05/01/2007	45,035.76	40,285.86	4,749.90
1500. RESOURCES CONNECTION INC	01/03/2007	05/01/2007	6,621.55	8,184.00	-1,562.45
300. SKECHERS U S A INC CL A CL	02/23/2007	05/01/2007	45,693.35	50,959.50	-5,266.15
A ISIN #US8305661055					
1900. STANDARD MICROSYSTEMS CORP	12/15/2006	05/01/2007	9,337.74	9,460.71	-122.97
200. STANDARD MICROSYSTEMS CORP	09/18/2006	05/01/2007	58,339.93	56,571.45	1,768.48
5000. SYNCHRONOSS TECHNOLOGIES	09/12/2006	05/01/2007	6,129.90	5,933.44	196.46
INC COM STK					
1100. SYNCHRONOSS TECHNOLOGIES	01/12/2007	05/01/2007	113,933.25	83,309.12	30,624.13
INC COM STK					
Totals	01/11/2007	05/01/2007	25,224.48	18,571.35	6,653.13

JSA
7F09711 000

JOYCE FOUNDATION FRIESS ASSOCIATES 26-27569
 Schedule D Detail of Short-term Capital Gains and Losses

Description	Date Acquired	Date Sold	Gross Sales Price	Cost or Other Basis	Short-term Gain/Loss
700. ZOLL MED CORP COM	04/25/2007	05/01/2007	16,781.40	19,665.62	-2,884.22
200. ACUITY BRANDS INC COM OF					
HLDG CO TO ZEP INC 2036365	12/12/2006	05/02/2007	12,013.11	10,224.96	1,788.15
1200. #REORG/AQUANTIVE INC CASH					
MERGER EFF 8/10/07	08/03/2006	05/02/2007	37,238.06	28,816.32	8,421.74
300. #REORG/AQUANTIVE INC CASH					
MERGER EFF 8/10/07	08/03/2006	05/02/2007	9,293.91	7,204.08	2,089.83
200. ASTEC INDS INC COM	01/05/2007	05/02/2007	8,301.77	6,810.50	1,491.27
2500. CF INDS HLDGS INC COM	02/26/2007	05/02/2007	99,562.22	98,916.03	646.19
2100. CKE RESTAURANTS INC COM	03/29/2007	05/02/2007	43,476.68	39,925.05	3,551.63
700. COMMSCOPE INC COM	02/05/2007	05/02/2007	34,417.91	22,712.36	11,705.55
300. CRYOLIFE INC COM	02/02/2007	05/02/2007	3,213.61	2,583.96	629.65
3300. DSP GROUP INC COM	01/09/2007	05/02/2007	60,284.13	71,103.60	-10,819.47
6700. DIVX INC COM	04/09/2007	05/02/2007	115,317.29	134,113.99	-18,796.70
4800. HARRIS STRATEX NETWORKS					
INC COM CL A COMCL A	12/01/2006	05/02/2007	75,427.00	82,201.89	-6,774.89
900. HILB ROGAL & HOBBS CO COM	03/08/2007	05/02/2007	39,605.78	40,571.72	-965.94
2200. I2 TECHNOLOGIES INC COM	04/24/2007	05/02/2007	39,651.31	53,573.31	-13,922.00
600. J CREW GROUP INC COM	02/28/2007	05/02/2007	24,317.38	21,623.97	2,693.41
300. LSI INDS INC OHIO COM	12/13/2006	05/02/2007	4,572.10	5,241.88	-669.78
1600. MATTSON TECH INC COM	11/27/2006	05/02/2007	15,972.71	15,253.92	718.79
600. PETMED EXPRESS INC COM STK	01/04/2007	05/02/2007	6,673.27	8,176.14	-1,502.87
1600. RESOURCES CONNECTION INC	02/22/2007	05/02/2007	49,778.11	53,894.21	-4,116.10
600. STAGE STORES INC COMMON	11/01/2006	05/02/2007	12,850.06	13,274.63	-424.57
1100. STANDARD MICROSYSTEMS CORP	09/21/2006	05/02/2007	34,332.67	32,405.55	1,927.12
1000. SYNCHRONOSS TECHNOLOGIES					
INC COM STK	01/16/2007	05/02/2007	23,131.74	16,456.57	6,675.17
500. ZOLL MED CORP COM	04/20/2007	05/02/2007	12,299.86	13,892.80	-1,592.94
200. RAM HLDGS LTD COM STK					
USD0.01	05/04/2006	05/02/2007	3,191.21	2,679.00	512.21
500. ASTEC INDS INC COM	01/05/2007	05/03/2007	20,758.03	17,014.81	3,743.22
1200. CF INDS HLDGS INC COM	02/23/2007	05/03/2007	48,791.97	47,194.92	1,597.05
100. CKE RESTAURANTS INC COM	03/29/2007	05/03/2007	2,054.76	1,900.77	153.99
800. CRYOLIFE INC COM	02/02/2007	05/03/2007	8,593.14	6,890.56	1,702.58
1800. DSP GROUP INC COM	01/22/2007	05/03/2007	33,056.85	38,319.96	-5,263.11
Totals					

JOYCE FOUNDATION FRIESS ASSOCIATES 26-27569
 Schedule D Detail of Short-term Capital Gains and Losses

Description	Date Acquired	Date Sold	Gross Sales Price	Cost or Other Basis	Short-term Gain/Loss
725. HARRIS STRATEX NETWORKS					
INC COM CL A COMCL A	09/21/2006	05/03/2007	11,266.32	11,842.92	-576.60
4600. HARRIS STRATEX NETWORKS					
INC COM CL A COMCL A	09/15/2006	05/03/2007	71,578.58	72,565.17	-986.59
500. J CREW GROUP INC COM	03/02/2007	05/03/2007	20,094.29	18,014.70	2,079.59
400. LSI INDS INC OHIO COM	12/06/2006	05/03/2007	6,168.14	6,964.44	-796.30
900. MATTSON TECH INC COM	11/27/2006	05/03/2007	9,003.55	8,517.13	486.42
700. PETMED EXPRESS INC COM STK	01/18/2007	05/03/2007	7,809.64	9,464.77	-1,655.13
700. RESOURCES CONNECTION INC	02/22/2007	05/03/2007	21,673.27	23,514.47	-1,841.20
2900. RESOURCES CONNECTION INC	03/20/2007	05/03/2007	90,464.98	95,555.25	-5,090.27
5200. STAGE STORES INC COMMON	11/03/2006	05/03/2007	109,503.56	114,594.61	-5,091.05
200. STAGE STORES INC COMMON	11/01/2006	05/03/2007	4,291.93	4,424.88	-132.95
700. STANDARD MICROSYSTEMS CORP	09/11/2006	05/03/2007	22,317.40	20,284.20	2,033.20
1200. STEIN MART INC	04/23/2007	05/03/2007	18,455.71	20,491.43	-2,035.72
800. SYNCHRONOSS TECHNOLOGIES					
INC COM STK	01/16/2007	05/03/2007	18,463.55	13,076.40	5,387.15
4300. THORATEC CORP	03/26/2007	05/03/2007	73,241.20	88,686.32	-15,445.12
1400. ZOLL MED CORP COM	04/23/2007	05/03/2007	32,719.31	38,449.21	-5,729.90
1000. ASTEC INDS INC COM	01/10/2007	05/04/2007	41,380.26	34,003.52	7,376.74
300. CKE RESTAURANTS INC COM	03/29/2007	05/04/2007	6,137.69	5,702.31	435.38
700. CRYOLIFE INC COM	02/02/2007	05/04/2007	7,351.70	6,029.24	1,322.46
300. LSI INDS INC OHIO COM	12/05/2006	05/04/2007	4,599.88	5,219.82	-619.94
500. PETMED EXPRESS INC COM STK	01/08/2007	05/04/2007	5,540.16	6,723.05	-1,182.89
1200. RESOURCES CONNECTION INC	03/30/2007	05/04/2007	37,744.70	38,300.92	-556.22
2800. STAGE STORES INC COMMON	11/03/2006	05/04/2007	58,743.65	61,081.20	-2,337.55
1200. STEIN MART INC	04/23/2007	05/04/2007	17,963.72	20,474.12	-2,510.40
1200. STEIN MART INC	04/23/2007	05/04/2007	18,052.64	20,474.64	-2,422.00
844. SYNCHRONOSS TECHNOLOGIES					
INC COM STK	01/16/2007	05/04/2007	19,409.59	13,795.60	5,613.99
700. ZOLL MED CORP COM	04/18/2007	05/04/2007	16,123.20	18,790.78	-2,667.58
200. ACUITY BRANDS INC COM OF					
HLDG CO TO ZEP INC 2036365	12/12/2006	05/07/2007	11,798.79	10,224.96	1,573.83
500. ASTEC INDS INC COM	01/10/2007	05/07/2007	20,665.18	16,971.70	3,693.48
1400. CF INDS HLDGS INC COM	02/23/2007	05/07/2007	57,568.79	55,060.74	2,508.05
300. CKE RESTAURANTS INC COM	03/29/2007	05/07/2007	6,177.95	5,702.31	475.64
Totals					

JOYCE FOUNDATION FRIESS ASSOCIATES 26-27569
 Schedule D Detail of Short-term Capital Gains and Losses

Description	Date Acquired	Date Sold	Gross Sales Price	Cost or Other Basis	Short-term Gain/Loss
3800. CRYOLIFE INC COM	02/02/2007	05/07/2007	44,409.15	31,711.68	12,697.47
300. LSI INDS INC OHIO COM	12/05/2006	05/07/2007	4,534.82	5,219.82	-685.00
700. MATTSON TECH INC COM	10/17/2006	05/07/2007	6,929.47	6,618.29	311.18
1300. PETMED EXPRESS INC COM STK	01/10/2007	05/07/2007	14,366.20	17,441.26	-3,075.06
1300. RESOURCES CONNECTION INC	03/05/2007	05/07/2007	40,939.23	41,184.00	-244.77
1400. STAGE STORES INC COMMON	11/02/2006	05/07/2007	29,493.76	30,471.56	-977.80
700. STANDARD MICROSYSTEMS CORP	09/08/2006	05/07/2007	22,262.03	19,900.35	2,361.68
1200. STEIN MART INC	04/20/2007	05/07/2007	18,157.64	20,471.48	-2,313.84
700. #REORG/VENTANA MED SYS INC					
CASH MERGER EFF 2/20/08	04/19/2007	05/07/2007	35,813.76	31,502.31	4,311.45
500. ZOLL MED CORP COM	04/03/2007	05/07/2007	11,456.62	13,291.75	-1,835.13
300. ACUITY BRANDS INC COM OF					
HLDG CO TO ZEP INC 2036365	12/12/2006	05/08/2007	17,559.30	15,337.44	2,221.86
1200. CF INDS HLDGS INC COM	02/23/2007	05/08/2007	48,590.37	46,804.52	1,785.85
500. #REORG/CLAYMONT STL					
HOLDINGS INC CASH MERGER E	12/20/2006	05/08/2007	11,105.82	9,323.95	1,781.87
1300. CRYOLIFE INC COM	01/22/2007	05/08/2007	16,023.29	10,200.75	5,822.54
6100. #REORG/DJO INC CASH MERGER					
EFF 11/20/07	05/07/2007	05/08/2007	196,543.26	237,331.09	-40,787.83
300. LSI INDS INC OHIO COM	12/12/2006	05/08/2007	4,534.88	5,211.30	-676.42
700. MATTSON TECH INC COM	10/17/2006	05/08/2007	6,885.23	6,618.29	266.94
1000. PETMED EXPRESS INC COM STK	01/19/2007	05/08/2007	10,883.13	13,365.74	-2,482.61
800. RESOURCES CONNECTION INC	03/29/2007	05/08/2007	24,961.45	25,218.78	-257.33
1400. STAGE STORES INC COMMON	11/02/2006	05/08/2007	28,629.84	30,471.56	-1,841.72
600. STANDARD MICROSYSTEMS CORP	02/01/2007	05/08/2007	18,606.37	17,005.80	1,600.57
1100. STEIN MART INC	04/16/2007	05/08/2007	16,341.56	18,737.07	-2,395.51
700. #REORG/VENTANA MED SYS INC					
CASH MERGER EFF 2/20/08	04/19/2007	05/08/2007	35,168.93	31,371.31	3,797.62
900. WARNACO GROUP INC COM NEW	01/31/2007	05/08/2007	28,595.35	25,469.82	3,125.53
1600. ZOLL MED CORP COM	04/13/2007	05/08/2007	35,704.25	42,136.46	-6,432.21
1300. ASTEC INDS INC COM	01/09/2007	05/09/2007	54,093.86	43,634.34	10,459.52
3100. BARNES GROUP INC	01/03/2007	05/09/2007	89,396.12	66,615.15	22,780.97
500. BARNES GROUP INC	12/26/2006	05/09/2007	14,495.72	10,671.48	3,824.24
3300. BARNES GROUP INC	12/18/2006	05/09/2007	94,197.71	69,796.89	24,400.82
700. CF INDS HLDGS INC COM	02/22/2007	05/09/2007	28,155.66	26,983.81	1,171.85
Totals					

JOYCE FOUNDATION FRIESS ASSOCIATES 26-27569
 Schedule D Detail of Short-term Capital Gains and Losses

Description	Date Acquired	Date Sold	Gross Sales Price	Cost or Other Basis	Short-term Gain/Loss
1300. #REORG/DJO INC CASH MERGER EFF 11/20/07	09/08/2006	05/09/2007	45,972.62	49,637.02	-3,664.40
1200. J CREW GROUP INC COM	03/02/2007	05/09/2007	48,659.13	43,191.36	5,467.77
400. LSI INDS INC OHIO COM	12/12/2006	05/09/2007	6,120.58	6,901.73	-781.15
800. MATTSON TECH INC COM	10/17/2006	05/09/2007	8,013.95	7,524.94	489.01
3300. OMRX BIOPHARMACEUTICALS INC COM STK	12/15/2006	05/09/2007	108,224.15	105,600.00	2,624.15
800. PETMED EXPRESS INC COM STK	12/29/2006	05/09/2007	8,866.58	10,685.36	-1,818.78
1000. RESOURCES CONNECTION INC	03/29/2007	05/09/2007	31,371.41	31,262.60	108.81
1400. STAGE STORES INC COMMON	11/02/2006	05/09/2007	28,999.99	30,471.56	-1,471.57
600. STANDARD MICROSYSTEMS CORP	02/01/2007	05/09/2007	18,695.83	16,953.00	1,742.83
1200. STEIN MART INC	04/24/2007	05/09/2007	17,986.16	20,361.53	-2,375.37
700. #REORG/VENTANA MED SYS INC CASH MERGER EFF 2/20/08	04/13/2007	05/09/2007	35,168.44	30,770.69	4,397.75
2100. WARNACO GROUP INC COM NEW	02/01/2007	05/09/2007	68,343.87	59,304.06	9,039.81
800. WARNACO GROUP INC COM NEW	02/01/2007	05/09/2007	25,963.60	22,514.32	3,449.28
600. ZOLL MED CORP COM	04/11/2007	05/09/2007	13,289.55	15,516.40	-2,226.85
500. BARNES GROUP INC	12/01/2006	05/10/2007	14,626.47	10,427.70	4,198.77
1000. BARNES GROUP INC	11/21/2006	05/10/2007	29,179.15	20,910.00	8,269.15
300. CF INDS HLDGS INC COM	02/22/2007	05/10/2007	12,074.42	11,564.49	509.93
2800. CKE RESTAURANTS INC COM	03/29/2007	05/10/2007	55,882.66	53,187.76	2,694.90
10900. CIRRUS LOGIC INC COM	05/08/2007	05/10/2007	81,717.13	94,675.35	-12,958.22
500. #REORG/CLAYMONT STL HOLDINGS INC CASH MERGER E	12/21/2006	05/10/2007	11,246.57	9,278.07	1,968.50
300. J CREW GROUP INC COM	03/07/2007	05/10/2007	12,065.18	10,748.77	1,316.41
300. LSI INDS INC OHIO COM	11/30/2006	05/10/2007	4,556.66	5,163.27	-606.61
700. MATTSON TECH INC COM	10/18/2006	05/10/2007	6,838.75	6,341.56	497.19
2500. STAGE STORES INC COMMON	11/02/2006	05/10/2007	51,797.20	53,701.94	-1,904.74
700. STAGE STORES INC COMMON	10/31/2006	05/10/2007	14,615.77	14,920.73	-304.96
600. STANDARD MICROSYSTEMS CORP	08/31/2006	05/10/2007	18,510.25	16,828.32	1,681.93
2700. STEIN MART INC	04/24/2007	05/10/2007	39,489.86	45,444.93	-5,955.07
1800. STEIN MART INC	04/11/2007	05/10/2007	26,115.97	30,114.94	-3,998.97
800. TOMOTHERAPY INC COM	05/08/2007	05/10/2007	16,969.49	15,200.00	1,769.49
1200. WARNACO GROUP INC COM NEW	02/01/2007	05/10/2007	38,220.37	33,771.48	4,448.89
2100. BARNES GROUP INC	12/01/2006	05/11/2007	61,777.48	43,393.14	18,384.34
Totals					

JOYCE FOUNDATION FRIESS ASSOCIATES 26-27569
 Schedule D Detail of Short-term Capital Gains and Losses

Description	Date Acquired	Date Sold	Gross Sales Price	Cost or Other Basis	Short-term Gain/Loss
1500. CF INDS HLDGS INC COM	03/01/2007	05/11/2007	60,134.52	57,530.85	2,603.67
400. CF INDS HLDGS INC COM	03/01/2007	05/11/2007	15,949.23	15,224.92	724.31
700. CKE RESTAURANTS INC COM	03/15/2007	05/11/2007	14,168.90	13,287.11	881.79
6200. CIRRUS LOGIC INC COM	05/09/2007	05/11/2007	44,961.08	53,060.08	-8,099.00
300. #REORG/CLAYMONT STL					
HOLDINGS INC CASH MERGER E	01/03/2007	05/11/2007	6,590.11	5,542.83	1,047.28
300. #REORG/CLAYMONT STL					
HOLDINGS INC CASH MERGER E	01/03/2007	05/11/2007	6,626.65	5,542.83	1,083.82
700. LSI INDS INC OHIO COM	11/28/2006	05/11/2007	10,544.07	12,007.17	-1,463.10
800. MATTSON TECH INC COM	10/18/2006	05/11/2007	7,593.56	7,049.12	544.44
300. STAGE STORES INC COMMON	10/31/2006	05/11/2007	6,163.10	6,394.60	-231.50
1400. STEIN MART INC	04/12/2007	05/11/2007	20,418.82	23,181.35	-2,762.53
2700. ORTHOFIX INTL N.V COM STK					
USD0.10					
8100. ADVANCED ENERGY INDS INC	01/05/2007	05/11/2007	127,409.96	135,719.23	-8,309.27
2400. ADVANCED ENERGY INDS INC	03/29/2007	05/14/2007	198,106.76	165,454.55	32,652.21
1100. BARNES GROUP INC	03/30/2007	05/14/2007	58,680.78	50,482.88	8,197.90
300. #REORG/CLAYMONT STL	12/01/2006	05/14/2007	32,700.84	22,664.34	10,036.50
HOLDINGS INC CASH MERGER E	01/03/2007	05/14/2007	6,704.23	5,542.83	1,161.40
300. LSI INDS INC OHIO COM	12/11/2006	05/14/2007	4,497.29	5,120.64	-623.35
900. STANDARD MICROSYSTEMS CORP	01/31/2007	05/14/2007	27,911.36	25,196.83	2,714.53
1400. WARNACO GROUP INC COM NEW	02/06/2007	05/14/2007	45,058.72	39,107.24	5,951.48
1400. WARNACO GROUP INC COM NEW	02/06/2007	05/14/2007	46,038.85	38,619.42	7,419.43
500. ORTHOFIX INTL N.V COM STK					
USD0.10					
3000. ADVANCED ENERGY INDS INC	01/05/2007	05/14/2007	23,647.83	25,094.85	-1,447.02
1200. BARNES GROUP INC	02/28/2007	05/15/2007	73,007.18	60,524.02	12,483.16
3300. CKE RESTAURANTS INC COM	11/28/2006	05/15/2007	35,124.30	24,612.33	10,511.97
3700. #REORG/CLAYMONT STL	03/30/2007	05/15/2007	66,862.58	62,358.99	4,503.59
HOLDINGS INC CASH MERGER E	01/08/2007	05/15/2007	78,088.04	64,427.30	13,660.74
300. #REORG/CLAYMONT STL					
HOLDINGS INC CASH MERGER E	01/03/2007	05/15/2007	6,316.40	5,542.83	773.57
300. LSI INDS INC OHIO COM	12/11/2006	05/15/2007	4,455.50	5,112.87	-657.37
1400. PLANTRONICS INC NEW COM	03/30/2007	05/15/2007	34,715.96	32,957.09	1,758.87
1300. STANDARD MICROSYSTEMS CORP	01/31/2007	05/15/2007	39,659.27	36,096.95	3,562.32
Totals					

JOYCE FOUNDATION FRIESS ASSOCIATES 26-27569
 Schedule D Detail of Short-term Capital Gains and Losses

Description	Date Acquired	Date Sold	Gross Sales Price	Cost or Other Basis	Short-term Gain/Loss
1300. WARNACO GROUP INC COM NEW	01/29/2007	05/15/2007	41,042.84	35,638.12	5,404.72
1800. WARNACO GROUP INC COM NEW	01/25/2007	05/15/2007	57,311.84	48,774.76	8,537.08
500. ORTHOFIX INTL N.V COM STK USD0.10	01/05/2007	05/15/2007	23,584.58	25,094.85	-1,510.27
4500. ADVANCED ENERGY INDS INC	03/07/2007	05/16/2007	105,926.12	90,490.70	15,435.42
600. BARNES GROUP INC	11/28/2006	05/16/2007	17,535.27	12,158.82	5,376.45
2900. CKE RESTAURANTS INC COM	03/30/2007	05/16/2007	58,609.55	54,254.73	4,354.82
500. LSI INDS INC OHIO COM	12/08/2006	05/16/2007	7,520.73	8,474.00	-953.27
2100. PLANTRONICS INC NEW COM	03/29/2007	05/16/2007	51,222.41	49,117.66	2,104.75
700. SHOE CARNIVAL INC COM	03/02/2007	05/16/2007	19,240.74	21,159.22	-1,918.48
1300. STANDARD MICROSYSTEMS CORP	08/30/2006	05/16/2007	38,902.29	34,508.19	4,394.10
1800. WARNACO GROUP INC COM NEW	01/23/2007	05/16/2007	56,233.47	48,151.34	8,082.13
1100. WARNACO GROUP INC COM NEW	01/23/2007	05/16/2007	34,420.67	29,543.80	4,876.87
900. WARNACO GROUP INC COM NEW	01/26/2007	05/16/2007	27,945.65	23,876.65	4,069.00
800. ORTHOFIX INTL N.V COM STK USD0.10	12/29/2006	05/16/2007	37,461.10	40,063.48	-2,602.38
2700. ADVANCED ENERGY INDS INC	03/02/2007	05/17/2007	63,235.73	53,611.19	9,624.54
700. ADVANCED ENERGY INDS INC	03/01/2007	05/17/2007	16,498.25	14,004.99	2,493.26
1400. PLANTRONICS INC NEW COM	03/22/2007	05/17/2007	33,946.53	32,723.32	1,223.21
700. STANDARD MICROSYSTEMS CORP	08/21/2006	05/17/2007	20,976.22	18,185.09	2,791.13
600. TECHTARGET INC COM	05/16/2007	05/17/2007	9,007.84	7,800.00	1,207.84
1100. TECHTARGET INC COM	05/16/2007	05/17/2007	16,686.74	14,300.00	2,386.74
1600. WARNACO GROUP INC COM NEW	01/22/2007	05/17/2007	51,956.00	41,981.94	9,974.06
900. ORTHOFIX INTL N.V COM STK USD0.10	01/08/2007	05/17/2007	41,750.72	45,015.41	-3,264.69
1000. #REORG/AQUANTIVE INC CASH	08/03/2006	05/18/2007	63,802.12	24,013.60	39,788.52
17100. #REORG/AQUANTIVE INC CASH	09/21/2006	05/18/2007	1088569.33	409,130.37	679,438.96
600. J CREW GROUP INC COM	03/07/2007	05/18/2007	24,204.70	21,331.94	2,872.76
300. LSI INDS INC OHIO COM	12/01/2006	05/18/2007	4,402.70	5,034.75	-632.05
900. PLANTRONICS INC NEW COM	03/28/2007	05/18/2007	21,941.48	21,023.31	918.17
500. SHOE CARNIVAL INC COM	03/06/2007	05/18/2007	14,092.98	14,937.80	-844.82
600. STANDARD MICROSYSTEMS CORP	08/21/2006	05/18/2007	17,985.32	15,587.22	2,398.10
1200. WARNACO GROUP INC COM NEW	01/22/2007	05/18/2007	39,506.99	31,428.00	8,078.99
Totals					

USA
7F0971 1 000

JOYCE FOUNDATION FRIESS ASSOCIATES 26-27569
 Schedule D Detail of Short-term Capital Gains and Losses

Description	Date Acquired	Date Sold	Gross Sales Price	Cost or Other Basis	Short-term Gain/Loss
200. ORTHOFIX INTL N.V COM STK					
USD0.10					
600. J CREW GROUP INC COM	12/28/2006	05/18/2007	9,263.53	9,998.74	-735.21
900. J CREW GROUP INC COM	03/05/2007	05/21/2007	24,760.90	21,237.36	3,523.54
500. PLANTRONICS INC NEW COM	03/06/2007	05/21/2007	36,514.42	31,669.62	4,844.80
700. PLANTRONICS INC NEW COM	03/28/2007	05/21/2007	12,272.31	11,659.99	612.32
800. SHOE CARNIVAL INC COM	03/26/2007	05/21/2007	17,108.29	16,276.44	831.85
200. STANDARD MICROSYSTEMS CORP	03/07/2007	05/21/2007	22,611.97	23,516.39	-904.42
1300. ORTHOFIX INTL N.V COM STK	08/21/2006	05/21/2007	6,066.46	5,195.74	870.72
USD0.10					
300. ACUITY BRANDS INC COM OF	12/28/2006	05/21/2007	59,843.80	63,370.20	-3,526.40
2000. GREATBATCH INC COM	12/12/2006	05/22/2007	17,689.22	15,337.44	2,351.78
200. J CREW GROUP INC COM	02/07/2007	05/22/2007	59,049.09	58,729.98	319.11
1400. PLANTRONICS INC NEW COM	03/06/2007	05/22/2007	8,183.77	6,979.52	1,204.25
1000. SHOE CARNIVAL INC COM	03/21/2007	05/22/2007	34,061.75	32,389.28	1,672.47
400. STANDARD MICROSYSTEMS CORP	12/11/2006	05/22/2007	28,803.25	28,297.92	505.33
1300. ACUITY BRANDS INC COM OF	08/21/2006	05/22/2007	12,030.77	10,391.48	1,639.29
2100. PLANTRONICS INC NEW COM	12/12/2006	05/23/2007	77,021.87	66,462.24	10,559.63
2100. SHOE CARNIVAL INC COM	03/21/2007	05/23/2007	50,836.23	47,694.85	3,141.38
400. STANDARD MICROSYSTEMS CORP	12/05/2006	05/23/2007	61,024.01	56,823.77	4,200.24
200. BELL MICROPRODUCTS INC COM	08/24/2006	05/23/2007	12,005.65	10,369.85	1,635.80
1300. GREATBATCH INC COM	11/17/2006	05/24/2007	1,239.52	1,432.00	-192.48
1200. PLANTRONICS INC NEW COM	01/25/2007	05/24/2007	37,855.94	37,500.00	355.94
1900. SHOE CARNIVAL INC COM	03/19/2007	05/24/2007	28,660.00	26,543.80	2,116.20
1000. STANDARD MICROSYSTEMS CORP	12/01/2006	05/24/2007	51,944.63	50,482.44	1,462.19
400. #REORG/SYSTEMS XCELLENCE	08/24/2006	05/24/2007	29,560.84	25,762.40	3,798.44
3100. #REORG/SYSTEMS XCELLENCE	03/14/2007	05/24/2007	9,739.85	7,749.44	1,990.41
900. BELL MICROPRODUCTS INC COM	03/14/2007	05/24/2007	75,291.33	60,402.72	14,888.61
300. GREATBATCH INC COM	11/17/2006	05/25/2007	5,618.43	6,444.00	-825.57
10000. MENTOR GRAPHICS CORP COM	01/23/2007	05/25/2007	8,767.12	8,607.33	159.79
400. PLANTRONICS INC NEW COM	02/23/2007	05/25/2007	141,729.82	144,373.87	-2,644.05
Totals	03/16/2007	05/25/2007	9,505.69	8,766.76	738.93

JOYCE FOUNDATION FRIESS ASSOCIATES 26-27569
 Schedule D Detail of Short-term Capital Gains and Losses

Description	Date Acquired	Date Sold	Gross Sales Price	Cost or Other Basis	Short-term Gain/Loss
100. STANDARD MICROSYSTEMS CORP	08/24/2006	05/25/2007	2,993.45	2,576.24	417.21
400. BANCORP INC DEL COM STK	04/20/2007	05/29/2007	8,733.90	10,754.36	-2,020.46
500. BELL MICROPRODUCTS INC COM	11/17/2006	05/29/2007	3,191.65	3,580.00	-388.35
2100. GREATBATCH INC COM	02/09/2007	05/29/2007	61,996.30	59,582.83	2,413.47
1100. MATTSON TECH INC COM	10/18/2006	05/29/2007	10,443.67	9,692.54	751.13
3600. MENTOR GRAPHICS CORP COM	07/25/2006	05/29/2007	51,474.52	46,853.28	4,621.24
500. MICROS SYS INC COM	09/21/2006	05/29/2007	27,720.57	24,884.85	2,835.72
400. PLANTRONICS INC NEW COM	03/16/2007	05/29/2007	9,540.97	8,766.76	774.21
1900. WILLBROS GROUP INC COM	03/13/2007	05/29/2007	52,572.95	38,948.01	13,624.94
500. BANCORP INC DEL COM STK	04/20/2007	05/30/2007	10,817.48	13,428.99	-2,611.51
1200. BELL MICROPRODUCTS INC COM	02/26/2007	05/30/2007	7,457.28	8,554.98	-1,097.70
1000. CELADON GROUP INC COM	03/22/2007	05/30/2007	15,590.46	17,926.30	-2,335.84
4400. #REORG/DJO INC CASH MERGER EFF 11/20/07					
700. GREATBATCH INC COM	10/25/2006	05/30/2007	172,471.63	164,997.12	7,474.51
600. GREATBATCH INC COM	01/10/2007	05/30/2007	20,751.95	19,364.22	1,387.73
2000. MATTSON TECH INC COM	02/09/2007	05/30/2007	17,822.96	16,819.59	1,003.37
4500. MENTOR GRAPHICS CORP COM	10/19/2006	05/30/2007	19,227.70	17,594.08	1,633.62
800. PLANTRONICS INC NEW COM	07/24/2006	05/30/2007	62,036.04	57,906.51	4,129.53
2700. WILLBROS GROUP INC COM	03/16/2007	05/30/2007	19,289.86	17,533.52	1,756.34
400. BANCORP INC DEL COM STK	01/30/2007	05/30/2007	76,739.30	53,964.17	22,775.13
2100. CELADON GROUP INC COM	04/18/2007	05/31/2007	8,550.46	10,631.60	-2,081.14
1400. GREATBATCH INC COM	03/23/2007	05/31/2007	34,150.09	36,816.56	-2,666.47
1400. MATTSON TECH INC COM	12/27/2006	05/31/2007	41,942.79	38,610.74	3,332.05
5900. MENTOR GRAPHICS CORP COM	10/23/2006	05/31/2007	13,751.42	12,281.20	1,470.22
800. OWENS & MINOR INC NEW COM	07/12/2006	05/31/2007	83,437.10	75,216.62	8,220.48
600. PLANTRONICS INC NEW COM	04/16/2007	05/31/2007	28,273.32	30,010.00	-1,736.68
1900. WILLBROS GROUP INC COM	03/16/2007	05/31/2007	14,517.01	13,150.14	1,366.87
600. BANCORP INC DEL COM STK	01/22/2007	05/31/2007	55,074.26	37,189.26	17,885.00
1000. BELL MICROPRODUCTS INC COM	04/19/2007	06/01/2007	13,198.29	15,941.19	-2,742.90
1100. CELADON GROUP INC COM	02/26/2007	06/01/2007	6,471.00	7,041.68	-570.68
1100. GREATBATCH INC COM	03/26/2007	06/01/2007	18,071.07	18,998.87	-927.80
1800. MATTSON TECH INC COM	01/08/2007	06/01/2007	33,081.44	30,276.64	2,804.80
1400. MENTOR GRAPHICS CORP COM	10/23/2006	06/01/2007	18,017.72	15,755.40	2,262.32
600. PLANTRONICS INC NEW COM	07/12/2006	06/01/2007	19,682.43	17,765.20	1,917.23
Totals	03/16/2007	06/01/2007	14,524.87	13,131.18	1,393.69

JOYCE FOUNDATION FRIESS ASSOCIATES 26-27569
 Schedule D Detail of Short-term Capital Gains and Losses

Description	Date Acquired	Date Sold	Gross Sales Price	Cost or Other Basis	Short-term Gain/Loss
500. WILLBROS GROUP INC COM	01/16/2007	06/01/2007	14,284.73	9,521.48	4,763.25
600. BANCORP INC DEL COM STK	04/13/2007	06/04/2007	13,413.45	15,795.06	-2,381.61
300. BANCORP INC DEL COM STK	04/09/2007	06/04/2007	6,713.56	7,773.86	-1,060.30
1100. BELL MICROPRODUCTS INC COM	11/13/2006	06/04/2007	7,019.21	7,629.46	-610.25
2300. BELL MICROPRODUCTS INC COM	11/14/2006	06/04/2007	14,656.98	15,957.42	-1,300.44
900. CELADON GROUP INC COM	03/26/2007	06/04/2007	14,943.55	15,477.58	-534.03
3400. DARLING INTL INC COM	05/17/2007	06/04/2007	32,107.74	29,470.14	2,637.60
1100. GREATBATCH INC COM	01/03/2007	06/04/2007	33,571.48	30,255.58	3,315.90
1500. MATTSON TECH INC COM	10/23/2006	06/04/2007	15,063.36	13,038.54	2,024.82
3200. MENTOR GRAPHICS CORP COM	07/21/2006	06/04/2007	44,665.55	40,478.44	4,187.11
2300. WILLBROS GROUP INC COM	01/11/2007	06/04/2007	66,677.12	42,486.25	24,190.87
600. BANCORP INC DEL COM STK	05/23/2007	06/05/2007	13,303.41	14,912.90	-1,609.49
300. BELL MICROPRODUCTS INC COM	11/13/2006	06/05/2007	1,900.80	2,080.50	-179.70
1100. BOOTS & COOTS INTL WELL					
CTL INC COM NEW STK	05/04/2007	06/05/2007	2,106.68	2,319.68	-213.00
1300. CELADON GROUP INC COM	03/27/2007	06/05/2007	21,671.18	22,175.10	-503.92
3500. DARLING INTL INC COM	05/17/2007	06/05/2007	32,558.94	29,978.14	2,580.80
100. GREATBATCH INC COM	12/11/2006	06/05/2007	2,997.70	2,744.13	253.57
1200. INTEGRA LIFESCIENCES HLDG					
CORP COM DESP	03/20/2007	06/05/2007	62,383.32	53,601.78	8,781.54
900. MATTSON TECH INC COM	10/24/2006	06/05/2007	8,923.45	7,766.85	1,156.60
1400. MENTOR GRAPHICS CORP COM	07/07/2006	06/05/2007	19,329.08	17,678.64	1,650.44
1400. WILLBROS GROUP INC COM	01/10/2007	06/05/2007	40,942.23	25,734.14	15,208.09
500. BANCORP INC DEL COM STK	05/23/2007	06/06/2007	10,825.08	11,647.06	-821.98
800. BELL MICROPRODUCTS INC COM	11/13/2006	06/06/2007	4,994.00	5,504.26	-510.26
800. BIO IMAGING TECHNOLOGIES					
INC COM	11/20/2006	06/06/2007	5,590.15	4,999.76	590.39
1000. CELADON GROUP INC COM	03/28/2007	06/06/2007	16,774.14	17,024.95	-250.81
2300. DARLING INTL INC COM	05/11/2007	06/06/2007	21,208.20	18,954.87	2,253.33
800. ENERNOC INC COM	05/21/2007	06/06/2007	28,433.56	24,821.53	3,612.03
100. ENERNOC INC COM	05/18/2007	06/06/2007	3,520.44	3,091.81	428.63
700. GREATBATCH INC COM	01/05/2007	06/06/2007	20,814.18	19,121.61	1,692.57
2400. INTEGRA LIFESCIENCES HLDG					
CORP COM DESP	03/16/2007	06/06/2007	123,362.91	105,308.72	18,054.19
700. MATTSON TECH INC COM	10/24/2006	06/06/2007	6,871.30	6,017.69	853.61
Totals					

JOYCE FOUNDATION FRIESS ASSOCIATES 26-27569
 Schedule D Detail of Short-term Capital Gains and Losses

Description	Date Acquired	Date Sold	Gross Sales Price	Cost or Other Basis	Short-term Gain/Loss
900. MENTOR GRAPHICS CORP COM	07/10/2006	06/06/2007	12,379.31	11,285.49	1,093.82
2500. MENTOR GRAPHICS CORP COM	07/10/2006	06/06/2007	34,418.47	31,292.20	3,126.27
1400. MENTOR GRAPHICS CORP COM	07/07/2006	06/06/2007	19,219.32	17,644.84	1,574.48
7800. VOLTERRA SEMICONDUCTOR CORP COM	05/31/2007	06/06/2007	109,416.72	123,056.10	-13,639.38
300. BANCORP INC DEL COM STK	05/22/2007	06/07/2007	6,518.09	6,930.34	-412.25
500. BELL MICROPRODUCTS INC COM	11/10/2006	06/07/2007	3,075.00	3,394.60	-319.60
300. BIO IMAGING TECHNOLOGIES INC COM	11/20/2006	06/07/2007	2,094.08	1,874.91	219.17
1300. BOOTS & COOTS INTL WELL CTL INC COM NEW STK	05/04/2007	06/07/2007	2,451.89	2,741.44	-289.55
500. CELADON GROUP INC COM	03/28/2007	06/07/2007	8,258.82	8,493.61	-234.79
1400. DARLING INTL INC COM	05/11/2007	06/07/2007	12,483.74	11,456.76	1,026.98
500. GREATBATCH INC COM	12/05/2006	06/07/2007	14,779.87	13,626.05	1,153.82
700. INTEGRA LIFESCIENCES HLDG CORP COM DESP	03/14/2007	06/07/2007	35,367.58	30,348.23	5,019.35
2600. MENTOR GRAPHICS CORP COM	07/18/2006	06/07/2007	35,349.05	32,251.14	3,097.91
1400. MENTOR GRAPHICS CORP COM	07/17/2006	06/07/2007	19,178.72	17,486.98	1,691.74
2100. VOLTERRA SEMICONDUCTOR CORP COM	05/14/2007	06/07/2007	29,314.29	32,381.53	-3,067.24
100. BELL MICROPRODUCTS INC COM	11/09/2006	06/08/2007	619.19	674.67	-55.48
100. BELL MICROPRODUCTS INC COM	11/10/2006	06/08/2007	622.75	678.92	-56.17
600. BIO IMAGING TECHNOLOGIES INC COM	11/20/2006	06/08/2007	4,187.99	3,749.82	438.17
1300. CELADON GROUP INC COM	03/14/2007	06/08/2007	21,447.33	21,915.91	-468.58
2400. DARLING INTL INC COM	05/09/2007	06/08/2007	21,532.46	19,192.98	2,339.48
800. GREATBATCH INC COM	12/08/2006	06/08/2007	23,398.76	21,778.94	1,619.82
200. GREATBATCH INC COM	12/08/2006	06/08/2007	5,871.91	5,440.88	431.03
2900. HERCULES OFFSHORE INC COM	06/04/2007	06/08/2007	95,779.44	100,370.95	-4,591.51
1200. INTEGRA LIFESCIENCES HLDG CORP COM DESP	03/14/2007	06/08/2007	60,104.19	51,144.47	8,959.72
6500. NOVATEL WIRELESS INC COM	04/23/2007	06/08/2007	154,514.33	112,806.50	41,707.83
1200. NOVATEL WIRELESS INC COM	04/24/2007	06/08/2007	28,450.84	20,934.24	7,516.60
1600. OWENS & MINOR INC NEW COM	04/12/2007	06/08/2007	54,361.40	59,719.20	-5,357.80
Totals					

JOYCE FOUNDATION FRIESS ASSOCIATES 26-27569
 Schedule D Detail of Short-term Capital Gains and Losses

Description	Date Acquired	Date Sold	Gross Sales Price	Cost or Other Basis	Short-term Gain/Loss
500. VOLTERRA SEMICONDUCTOR CORP COM	05/21/2007	06/08/2007	7,111.79	7,674.56	-562.77
300. BELL MICROPRODUCTS INC COM	11/09/2006	06/11/2007	1,942.14	2,024.01	-81.87
400. BIO IMAGING TECHNOLOGIES INC COM	11/21/2006	06/11/2007	2,791.95	2,495.81	296.14
300. #REORG/GENLYTE GROUP INC CASH MERGER EFF01/25/2008	12/29/2006	06/11/2007	25,938.47	23,406.24	2,532.23
1000. GREATBATCH INC COM	12/07/2006	06/11/2007	30,018.84	27,106.27	2,912.57
1400. HERCULES OFFSHORE INC COM	05/29/2007	06/11/2007	47,377.23	47,274.83	102.40
1000. INTEGRA LIFESCIENCES HLDG CORP COM DESP	02/28/2007	06/11/2007	50,202.33	41,724.52	8,477.81
2200. NOVATEL WIRELESS INC COM	04/18/2007	06/11/2007	53,520.99	37,740.64	15,780.35
600. OWENS & MINOR INC NEW COM	04/12/2007	06/11/2007	20,555.68	22,377.53	-1,821.85
300. VOLTERRA SEMICONDUCTOR CORP COM	05/25/2007	06/11/2007	4,198.73	4,558.67	-359.94
300. BELL MICROPRODUCTS INC COM	11/09/2006	06/12/2007	1,855.71	2,024.01	-168.30
600. BIO IMAGING TECHNOLOGIES INC COM	11/21/2006	06/12/2007	4,181.93	3,725.40	456.53
1200. BOOTS & COOTS INTL WELL CTL INC COM NEW STK	05/04/2007	06/12/2007	2,131.16	2,530.56	-399.40
1300. CELADON GROUP INC COM	03/29/2007	06/12/2007	21,410.93	21,887.97	-477.04
800. DARLING INTL INC COM	04/16/2007	06/12/2007	7,058.37	6,367.92	690.45
900. #REORG/GENLYTE GROUP INC CASH MERGER EFF01/25/2008	12/29/2006	06/12/2007	76,466.69	70,218.72	6,247.97
1600. HERCULES OFFSHORE INC COM	05/22/2007	06/12/2007	55,282.51	52,940.88	2,341.63
700. INTEGRA LIFESCIENCES HLDG CORP COM DESP	03/01/2007	06/12/2007	34,546.36	29,103.04	5,443.32
500. NOVATEL WIRELESS INC COM	04/25/2007	06/12/2007	11,905.11	8,518.95	3,386.16
300. OWENS & MINOR INC NEW COM	04/09/2007	06/12/2007	10,185.74	11,163.39	-977.65
200. VOLTERRA SEMICONDUCTOR CORP COM	05/15/2007	06/12/2007	2,775.55	3,036.54	-260.99
900. BELL MICROPRODUCTS INC COM	11/09/2006	06/13/2007	5,519.07	6,072.03	-552.96
400. CELADON GROUP INC COM	03/29/2007	06/13/2007	6,653.97	6,734.76	-80.79
3100. DARLING INTL INC COM	05/08/2007	06/13/2007	27,526.02	24,670.20	2,855.82
Totals					

USA 7F0971 1 000

JOYCE FOUNDATION FRIESS ASSOCIATES 26-27569
 Schedule D Detail of Short-term Capital Gains and Losses

Description	Date Acquired	Date Sold	Gross Sales Price	Cost or Other Basis	Short-term Gain/Loss
200. #REORG/GENLYTE GROUP INC	12/29/2006	06/13/2007	16,607.50	15,604.16	1,003.34
100. #REORG/GENLYTE GROUP INC	12/29/2006	06/13/2007	8,341.30	7,802.08	539.22
1200. INTEGRA LIFESCIENCES HLDG	03/05/2007	06/13/2007	59,332.49	49,571.90	9,760.59
4800. NOVATEL WIRELESS INC COM	04/25/2007	06/13/2007	116,796.60	81,194.05	35,602.55
14000. SYNTAX-BRILLIAN CORP COM	12/18/2006	06/13/2007	64,278.61	131,045.62	-66,767.01
1200. BELL MICROPRODUCTS INC COM	11/09/2006	06/14/2007	7,442.04	8,067.55	-625.51
2000. BIO IMAGING TECHNOLOGIES INC COM	11/21/2006	06/14/2007	13,959.98	12,100.66	1,859.32
1100. BOOTS & COOTS INTL WELL	05/04/2007	06/14/2007	1,953.78	2,319.68	-365.90
200. CELADON GROUP INC COM	03/29/2007	06/14/2007	3,354.42	3,367.38	-12.96
11000. DARLING INTL INC COM	05/08/2007	06/14/2007	95,872.32	81,370.39	14,501.93
700. ENERNOC INC COM	05/18/2007	06/14/2007	27,133.33	19,675.43	7,457.90
700. LADISH INC COM NEW	03/06/2007	06/14/2007	27,930.27	29,108.99	-1,178.72
1700. NOVATEL WIRELESS INC COM	04/25/2007	06/14/2007	41,989.52	28,607.63	13,381.89
21100. SYNTAX-BRILLIAN CORP COM	02/01/2007	06/14/2007	108,665.43	186,146.78	-77,481.35
1500. VOLTERRA SEMICONDUCTOR	05/24/2007	06/14/2007	20,411.83	22,598.79	-2,186.96
2500. ATHEROS COMMUNICATIONS INC	05/23/2007	06/15/2007	80,664.51	73,530.00	7,134.51
1000. BELL MICROPRODUCTS INC COM	11/08/2006	06/15/2007	6,205.90	6,630.08	-424.18
1300. CELADON GROUP INC COM	05/04/2007	06/15/2007	21,468.13	21,173.04	295.09
1800. CONNS INC COM	02/26/2007	06/15/2007	53,935.81	48,073.50	5,862.31
4400. DARLING INTL INC COM	04/12/2007	06/15/2007	38,428.56	30,858.67	7,569.89
100. ENERNOC INC COM	05/17/2007	06/15/2007	3,950.26	2,600.00	1,350.26
200. #REORG/GENLYTE GROUP INC	12/29/2006	06/15/2007	16,891.50	15,604.16	1,287.34
1200. ADR LDK SOLAR CO LTD	06/01/2007	06/15/2007	32,363.98	32,400.00	-36.02
800. NEUSTAR INC CL A	12/05/2006	06/15/2007	23,134.20	26,920.08	-3,785.88
3100. NEUSTAR INC CL A	12/08/2006	06/15/2007	88,085.46	103,610.35	-15,524.89
1200. OWENS & MINOR INC NEW COM	04/11/2007	06/15/2007	41,389.40	44,432.78	-3,043.38
Totals					

JOYCE FOUNDATION FRIESS ASSOCIATES 26-27569
 Schedule D Detail of Short-term Capital Gains and Losses

Description	Date Acquired	Date Sold	Gross Sales Price	Cost or Other Basis	Short-term Gain/Loss
6300. SYNTAX-BRILLIAN CORP COM	05/04/2007	06/15/2007	33,659.12	52,330.24	-18,671.12
5200. AMERN COML LINES INC COM	05/08/2007	06/18/2007	126,834.37	153,053.94	-26,219.57
5600. AMERN COML LINES INC COM	08/28/2006	06/18/2007	136,392.63	151,857.89	-15,465.26
4000. ATHEROS COMMUNICATIONS INC COM	05/23/2007	06/18/2007	124,147.69	116,376.69	7,771.00
600. BELL MICROPRODUCTS INC COM	11/07/2006	06/18/2007	3,742.20	3,924.00	-181.80
1500. BOOTS & COOTS INTL WELL CTL INC COM NEW STK	05/04/2007	06/18/2007	2,649.10	3,163.20	-514.10
2200. DARLING INTL INC COM	04/09/2007	06/18/2007	19,522.28	14,588.64	4,933.64
200. #REORG/GENLYTE GROUP INC CASH MERGER EFF01/25/2008	12/29/2006	06/18/2007	16,643.88	15,604.16	1,039.72
1400. ADR LDK SOLAR CO LTD SPONSORED ADR	06/01/2007	06/18/2007	37,897.55	37,800.00	97.55
100. MICROS SYS INC COM	07/28/2006	06/18/2007	5,311.13	4,004.09	1,307.04
2800. NEUSTAR INC CL A	12/06/2006	06/18/2007	77,348.53	90,690.82	-13,342.29
600. OWENS & MINOR INC NEW COM	03/30/2007	06/18/2007	20,496.34	22,112.82	-1,616.48
3700. SYNTAX-BRILLIAN CORP COM	05/24/2007	06/18/2007	19,650.76	21,976.58	-2,325.82
100. AMERN COML LINES INC COM	08/02/2006	06/19/2007	2,386.36	2,634.05	-247.69
1200. AMERN COML LINES INC COM	08/28/2006	06/19/2007	28,501.96	32,329.68	-3,827.72
6300. AMERN COML LINES INC COM	08/29/2006	06/19/2007	149,960.38	167,785.93	-17,825.55
2600. ATHEROS COMMUNICATIONS INC COM	05/22/2007	06/19/2007	79,408.24	74,895.62	4,512.62
300. ATHEROS COMMUNICATIONS INC COM	05/22/2007	06/19/2007	9,183.12	8,610.69	572.43
300. BELL MICROPRODUCTS INC COM	11/07/2006	06/19/2007	1,870.17	1,962.00	-91.83
800. BELL MICROPRODUCTS INC COM	11/07/2006	06/19/2007	4,985.20	5,232.00	-246.80
1500. BOOTS & COOTS INTL WELL CTL INC COM NEW STK	04/19/2007	06/19/2007	2,743.00	3,150.00	-407.00
700. CONNS INC COM	02/26/2007	06/19/2007	20,475.59	18,643.95	1,831.64
400. CONNS INC COM	02/22/2007	06/19/2007	11,520.42	10,648.80	871.62
2300. DARLING INTL INC COM #REORG/GENLYTE GROUP INC	04/09/2007	06/19/2007	20,551.33	15,251.76	5,299.57
500. #REORG/GENLYTE GROUP INC CASH MERGER EFF01/25/2008	12/29/2006	06/19/2007	41,540.86	38,827.05	2,713.81
200. MICROS SYS INC COM	07/28/2006	06/19/2007	10,561.84	8,008.18	2,553.66
800. NEUSTAR INC CL A	11/28/2006	06/19/2007	21,442.07	25,284.85	-3,842.78
Totals					

JOYCE FOUNDATION FRIESS ASSOCIATES 26-27569
 Schedule D Detail of Short-term Capital Gains and Losses

Description	Date Acquired	Date Sold	Gross Sales Price	Cost or Other Basis	Short-term Gain/Loss
3100. NEUSTAR INC CL A	11/28/2006	06/19/2007	82,880.01	98,638.82	-15,758.81
3700. SYNTAX-BRILLIAN CORP COM	05/24/2007	06/19/2007	19,511.27	21,275.00	-1,763.73
2000. AMERN COML LINES INC COM	08/14/2006	06/20/2007	46,412.28	51,079.81	-4,667.53
1000. AMERN COML LINES INC COM	08/25/2006	06/20/2007	23,342.04	26,001.76	-2,659.72
3100. ATHEROS COMMUNICATIONS INC COM	05/22/2007	06/20/2007	94,713.46	88,797.97	5,915.49
800. BELL MICROPRODUCTS INC COM	11/07/2006	06/20/2007	5,212.95	5,232.00	-19.05
200. BELL MICROPRODUCTS INC COM	11/07/2006	06/20/2007	1,304.47	1,308.00	-3.53
1500. BOOTS & COOTS INTL WELL					
CTL INC COM NEW STK	04/19/2007	06/20/2007	2,652.40	3,150.00	-497.60
100. DARLING INTL INC COM	04/09/2007	06/20/2007	884.95	663.12	221.83
700. DARLING INTL INC COM	04/09/2007	06/20/2007	6,167.81	4,641.84	1,525.97
1100. GARTNER INC COM	09/25/2006	06/20/2007	27,703.62	19,363.08	8,340.54
1600. NEUSTAR INC CL A	11/09/2006	06/20/2007	43,981.40	50,541.92	-6,560.52
1200. NEUSTAR INC CL A	11/21/2006	06/20/2007	33,262.17	37,818.80	-4,556.63
900. SYMMETRICOM INC DEL	05/02/2007	06/20/2007	7,982.69	7,600.65	382.04
300. SYNALLOY CORP COM	06/11/2007	06/20/2007	14,014.76	11,865.05	2,149.71
3700. SYNTAX-BRILLIAN CORP COM	05/24/2007	06/20/2007	19,331.09	21,275.00	-1,943.91
2300. AMERN COML LINES INC COM	08/11/2006	06/21/2007	52,667.12	57,981.50	-5,314.38
3500. ATHEROS COMMUNICATIONS INC COM	05/18/2007	06/21/2007	105,806.52	92,263.02	13,543.50
400. ATHEROS COMMUNICATIONS INC COM	05/18/2007	06/21/2007	12,053.41	11,421.20	632.21
100. BELL MICROPRODUCTS INC COM	11/07/2006	06/21/2007	645.16	654.00	-8.84
600. BELL MICROPRODUCTS INC COM	11/07/2006	06/21/2007	3,883.44	3,924.00	-40.56
1500. BOOTS & COOTS INTL WELL					
CTL INC COM NEW STK	04/19/2007	06/21/2007	2,665.75	3,150.00	-484.25
600. CONNS INC COM	02/22/2007	06/21/2007	17,182.71	15,973.20	1,209.51
3600. DARLING INTL INC COM	04/10/2007	06/21/2007	31,772.03	23,473.53	8,298.50
1700. GARTNER INC COM	09/28/2006	06/21/2007	42,445.11	29,789.37	12,655.74
1000. GARTNER INC COM	09/25/2006	06/21/2007	24,955.51	17,602.80	7,352.71
700. INVT TECH GROUP INC NEW	05/30/2007	06/21/2007	30,707.54	27,723.02	2,984.52
1700. INVT TECH GROUP INC NEW	05/30/2007	06/21/2007	74,450.69	67,312.83	7,137.86
200. MERIX CORP COM	06/18/2007	06/21/2007	1,565.01	1,673.68	-108.67
1600. NEUSTAR INC CL A	11/17/2006	06/21/2007	44,986.99	50,223.87	-5,236.88
Totals					

JOYCE FOUNDATION FRIESS ASSOCIATES 26-27569
 Schedule D Detail of Short-term Capital Gains and Losses

Description	Date Acquired	Date Sold	Gross Sales Price	Cost or Other Basis	Short-term Gain/Loss
500. OWENS & MINOR INC NEW COM	03/30/2007	06/21/2007	17,016.98	18,427.35	-1,410.37
700. SYMMETRICOM INC DEL	04/27/2007	06/21/2007	6,194.48	5,870.26	324.22
3600. SYNTAX-BRILLIAN CORP COM	05/24/2007	06/21/2007	18,581.47	20,700.00	-2,118.53
1300. ATHEROS COMMUNICATIONS INC COM	01/31/2007	06/22/2007	39,801.88	30,713.54	9,088.34
1000. BELL MICROPRODUCTS INC COM	11/07/2006	06/22/2007	6,314.70	6,540.00	-225.30
3800. BOOTS & COOTS INTL WELL					
CTL INC COM NEW STK	04/19/2007	06/22/2007	6,607.71	7,980.00	-1,372.29
1800. GARTNER INC COM	09/27/2006	06/22/2007	43,653.29	31,003.89	12,649.40
300. INVT TECH GROUP INC NEW	05/30/2007	06/22/2007	12,994.57	11,836.43	1,158.14
400. INVT TECH GROUP INC NEW	05/22/2007	06/22/2007	17,232.89	15,754.00	1,478.89
1600. ADR LDK SOLAR CO LTD					
SPONSORED ADR	06/01/2007	06/22/2007	44,548.75	43,200.00	1,348.75
200. MERIX CORP COM	06/18/2007	06/22/2007	1,527.27	1,673.68	-146.41
100. NEUSTAR INC CL A	05/14/2007	06/22/2007	2,740.26	2,803.97	-63.71
1900. NEUSTAR INC CL A	05/14/2007	06/22/2007	52,318.54	55,405.11	-3,086.57
600. SYMMETRICOM INC DEL	04/26/2007	06/22/2007	5,128.24	5,009.31	118.93
900. ATHEROS COMMUNICATIONS INC COM	01/31/2007	06/25/2007	27,535.43	21,263.22	6,272.21
1500. BOOTS & COOTS INTL WELL					
CTL INC COM NEW STK	04/19/2007	06/25/2007	2,559.71	3,150.00	-590.29
1200. CONNS INC COM	02/23/2007	06/25/2007	34,440.91	31,946.18	2,494.73
1500. GARTNER INC COM	09/20/2006	06/25/2007	36,202.54	24,770.85	11,431.69
700. INVT TECH GROUP INC NEW	05/22/2007	06/25/2007	29,670.72	27,569.50	2,101.22
1900. ADR LDK SOLAR CO LTD					
SPONSORED ADR	06/01/2007	06/25/2007	54,439.67	51,300.00	3,139.67
700. MERIX CORP COM	06/19/2007	06/25/2007	5,463.48	5,856.54	-393.06
800. NEUSTAR INC CL A	05/14/2007	06/25/2007	22,250.45	22,261.20	-10.75
500. OWENS & MINOR INC NEW COM	03/30/2007	06/25/2007	16,900.39	18,427.35	-1,526.96
2300. TASER INTL INC COM	05/10/2007	06/25/2007	31,609.79	21,935.96	9,673.83
2000. ATHEROS COMMUNICATIONS INC COM	01/24/2007	06/26/2007	60,897.86	45,544.40	15,353.46
2200. BOOTS & COOTS INTL WELL					
CTL INC COM NEW STK	04/19/2007	06/26/2007	3,696.38	4,620.00	-923.62
500. CONNS INC COM	05/07/2007	06/26/2007	14,249.18	13,206.63	1,042.55
Totals					

JOYCE FOUNDATION FRIESS ASSOCIATES 26-27569
 Schedule D Detail of Short-term Capital Gains and Losses

Description	Date Acquired	Date Sold	Gross Sales Price	Cost or Other Basis	Short-term Gain/Loss
800. GARTNER INC COM	09/20/2006	06/26/2007	19,218.66	12,792.98	6,425.68
300. GARTNER INC COM	09/20/2006	06/26/2007	7,190.88	4,954.17	2,236.71
600. INVT TECH GROUP INC NEW	05/22/2007	06/26/2007	24,679.84	23,631.00	1,048.84
400. ADR LDK SOLAR CO LTD					
SPONSORED ADR					
600. MERIX CORP COM	06/01/2007	06/26/2007	11,692.98	10,800.00	892.98
600. NCI BLDG SYS INC COM	06/19/2007	06/26/2007	4,723.12	4,927.48	-204.36
600. NCI BLDG SYS INC COM	05/02/2007	06/26/2007	30,008.42	30,503.34	-494.92
600. NCI BLDG SYS INC COM	05/03/2007	06/26/2007	30,008.42	30,181.68	-173.26
2800. OWENS & MINOR INC NEW COM	03/30/2007	06/26/2007	95,641.21	101,545.72	-5,904.51
2200. SRS LABS INC COM	04/30/2007	06/26/2007	19,916.29	29,824.82	-9,908.53
300. SYMMETRICOM INC DEL	04/25/2007	06/26/2007	2,524.85	2,497.17	27.68
1100. TASER INTL INC COM	05/10/2007	06/26/2007	14,672.89	10,402.04	4,270.85
2900. BOOTS & COOTS INTL WELL					
CTL INC COM NEW STK					
1000. CONNS INC COM	04/19/2007	06/27/2007	4,818.27	6,090.00	-1,271.73
500. GARTNER INC COM	05/07/2007	06/27/2007	29,509.24	25,976.01	3,533.23
1700. GARTNER INC COM	09/19/2006	06/27/2007	11,860.36	7,908.50	3,951.86
800. #REORG/GENLYTE GROUP INC	09/19/2006	06/27/2007	40,535.19	26,888.90	13,646.29
CASH MERGER EFF01/25/2008					
1800. INVT TECH GROUP INC NEW	01/31/2007	06/27/2007	63,251.35	60,585.45	2,665.90
300. ADR LDK SOLAR CO LTD	05/25/2007	06/27/2007	73,548.13	70,805.28	2,742.85
SPONSORED ADR					
400. MERIX CORP COM	06/01/2007	06/27/2007	8,820.82	8,100.00	720.82
1000. OWENS & MINOR INC NEW COM	06/19/2007	06/27/2007	3,139.67	3,242.17	-102.50
700. SI INTL INC COM	03/26/2007	06/27/2007	34,454.47	35,775.60	-1,321.13
7600. SRS LABS INC COM	05/15/2007	06/27/2007	23,179.93	20,269.66	2,910.27
800. SRS LABS INC COM	03/06/2007	06/27/2007	70,389.35	89,603.90	-19,214.55
1000. SYMMETRICOM INC DEL	04/25/2007	06/27/2007	7,784.36	10,024.96	-2,240.60
2900. BOOTS & COOTS INTL WELL	04/25/2007	06/27/2007	8,497.46	8,323.90	173.56
CTL INC COM NEW STK					
300. COMSCORE INC COM	04/19/2007	06/28/2007	4,844.37	6,090.00	-1,245.63
1600. GARTNER INC COM	06/26/2007	06/28/2007	6,936.55	4,950.00	1,986.55
200. #REORG/GENLYTE GROUP INC	09/19/2006	06/28/2007	39,762.43	25,307.20	14,455.23
CASH MERGER EFF01/25/2008					
Totals	01/31/2007	06/28/2007	15,804.95	15,140.22	664.73

JOYCE FOUNDATION FRIESS ASSOCIATES 26-27569
Schedule D Detail of Short-term Capital Gains and Losses

Description	Date Acquired	Date Sold	Gross Sales Price	Cost or Other Basis	Short-term Gain/Loss
100. #REORG/GENLYTE GROUP INC					
CASH MERGER EFF01/25/2008	01/31/2007	06/28/2007	7,872.37	7,570.11	302.26
4500. INVT TECH GROUP INC NEW	05/29/2007	06/28/2007	188,333.81	174,724.86	13,608.95
600. MERIX CORP COM	06/20/2007	06/28/2007	4,715.38	4,848.28	-132.90
1100. OWENS & MINOR INC NEW COM	03/26/2007	06/28/2007	38,971.63	38,910.54	61.09
500. SI INTL INC COM	05/11/2007	06/28/2007	16,594.94	14,381.06	2,213.88
300. SRS LABS INC COM	03/01/2007	06/28/2007	2,926.00	3,323.22	-397.22
1000. SYMMETRICOM INC DEL	04/25/2007	06/28/2007	8,556.56	8,323.90	232.66
2300. TASER INTL INC COM	05/11/2007	06/28/2007	30,998.92	21,720.56	9,278.36
1400. TASER INTL INC COM	05/11/2007	06/28/2007	19,067.42	13,193.60	5,873.82
900. CERAGON NETWORKS LTDSEDOL					
2616148	05/22/2007	06/28/2007	10,241.93	7,793.37	2,448.56
2200. BIGBAND NETWORKS INC COM	05/24/2007	06/29/2007	28,733.97	40,478.55	-11,744.58
5800. BOOTS & COOTS INTL WELL					
CTL INC COM NEW STK	04/19/2007	06/29/2007	10,036.16	12,180.00	-2,143.84
300. CAPELLA ED CO COM	05/10/2007	06/29/2007	13,976.45	10,800.00	3,176.45
400. CONNS INC COM	05/04/2007	06/29/2007	11,458.94	10,368.84	1,090.10
1000. #REORG/GENLYTE GROUP INC					
CASH MERGER EFF01/25/2008	01/31/2007	06/29/2007	78,708.09	75,272.60	3,435.49
4600. ADR JA SOLAR HLDGS CO LTD					
SPONSORED ADR	02/13/2007	06/29/2007	152,166.58	70,870.68	81,295.90
800. SRS LABS INC COM	03/02/2007	06/29/2007	7,780.44	8,612.24	-831.80
1000. SYMMETRICOM INC DEL	05/01/2007	06/29/2007	8,424.57	8,304.98	119.59
2400. TASER INTL INC COM	05/21/2007	06/29/2007	33,476.84	22,515.52	10,961.32
4100. TASER INTL INC COM	05/21/2007	06/29/2007	56,772.23	38,224.10	18,548.13
1000. TRIUMPH GROUP INC NEW COM	02/26/2007	06/29/2007	66,320.48	55,014.20	11,306.28
2400. CERAGON NETWORKS LTDSEDOL					
2616148	05/22/2007	06/29/2007	27,577.01	20,606.22	6,970.79
2900. BIGBAND NETWORKS INC COM	06/01/2007	07/02/2007	38,557.51	49,788.20	-11,230.69
1200. BOOTS & COOTS INTL WELL					
CTL INC COM NEW STK	04/19/2007	07/02/2007	2,037.68	2,520.00	-482.32
700. CAPELLA ED CO COM	05/10/2007	07/02/2007	32,346.43	25,200.00	7,146.43
1000. CONNS INC COM	05/04/2007	07/02/2007	29,216.85	25,708.67	3,508.18
1100. NCI BLDG SYS INC COM	05/04/2007	07/02/2007	54,283.72	55,288.53	-1,004.81
300. SI INTL INC COM	05/10/2007	07/02/2007	9,925.43	8,592.66	1,332.77
Totals					

JOYCE FOUNDATION FRIESS ASSOCIATES 26-27569
 Schedule D Detail of Short-term Capital Gains and Losses

Description	Date Acquired	Date Sold	Gross Sales Price	Cost or Other Basis	Short-term Gain/Loss
1300. SYMMETRICOM INC DEL	05/01/2007	07/02/2007	10,702.86	10,748.38	-45.52
4600. TASER INTL INC COM	05/18/2007	07/02/2007	65,262.41	42,647.64	22,614.77
4700. CERAGON NETWORKS LTDSEDOL 2616148	05/21/2007	07/02/2007	55,306.40	38,475.65	16,830.75
2700. BIGBAND NETWORKS INC COM	06/01/2007	07/03/2007	36,485.61	43,731.88	-7,246.27
1500. BOOTS & COOTS INTL WELL CTL INC COM NEW STK	04/19/2007	07/03/2007	2,500.61	3,150.00	-649.39
400. CAPELLA ED CO COM	05/10/2007	07/03/2007	18,804.35	14,400.00	4,404.35
100. CONNS INC COM	02/27/2007	07/03/2007	2,912.88	2,558.66	354.22
600. MERIT MED SYS INC COM	07/31/2006	07/03/2007	7,185.12	8,694.00	-1,508.88
400. SI INTL INC COM	05/09/2007	07/03/2007	13,472.47	11,238.96	2,233.51
1600. SYMMETRICOM INC DEL	05/04/2007	07/03/2007	13,068.75	13,103.84	-35.09
3800. TASER INTL INC COM	05/16/2007	07/03/2007	54,165.88	35,152.56	19,013.32
200. TRIUMPH GROUP INC NEW COM	02/26/2007	07/03/2007	13,395.65	11,002.84	2,392.81
2400. CERAGON NETWORKS LTDSEDOL 2616148	05/16/2007	07/03/2007	28,675.47	19,089.89	9,585.58
800. BIGBAND NETWORKS INC COM	03/14/2007	07/05/2007	10,834.07	10,400.00	434.07
1100. CONNS INC COM	02/27/2007	07/05/2007	32,548.83	28,145.26	4,403.57
100. PENSON WORLDWIDE INC COM	09/21/2006	07/05/2007	1,916.98	1,836.00	80.98
200. SI INTL INC COM	05/09/2007	07/05/2007	6,813.89	5,569.61	1,244.28
3300. TASER INTL INC COM	05/15/2007	07/05/2007	46,598.91	30,229.54	16,369.37
500. TRIUMPH GROUP INC NEW COM	02/26/2007	07/05/2007	33,724.03	27,507.10	6,216.93
600. CERAGON NETWORKS LTDSEDOL 2616148	05/09/2007	07/05/2007	7,406.52	4,624.98	2,781.54
3400. BOOTS & COOTS INTL WELL CTL INC COM NEW STK	04/19/2007	07/06/2007	5,703.41	7,140.00	-1,436.59
400. CAPELLA ED CO COM	05/10/2007	07/06/2007	18,424.79	14,400.00	4,024.79
1700. CONNS INC COM	03/02/2007	07/06/2007	50,976.43	42,517.04	8,459.39
600. MERIT MED SYS INC COM	07/31/2006	07/06/2007	7,027.51	8,694.00	-1,666.49
1300. NCI BLDG SYS INC COM	05/04/2007	07/06/2007	64,570.53	65,190.39	-619.86
1100. PARAMETRIC TECHNOLOGY CORP COM NEW STK	09/21/2006	07/06/2007	19,022.78	19,278.38	-255.60
1400. PARAMETRIC TECHNOLOGY CORP COM NEW STK	08/24/2006	07/06/2007	23,849.19	22,124.06	1,725.13
300. SI INTL INC COM	05/08/2007	07/06/2007	10,241.42	8,260.49	1,980.93
Totals					

JOYCE FOUNDATION FRIESS ASSOCIATES 26-27569
 Schedule D Detail of Short-term Capital Gains and Losses

Description	Date Acquired	Date Sold	Gross Sales Price	Cost or Other Basis	Short-term Gain/Loss
6000. TASER INTL INC COM	05/15/2007	07/06/2007	83,390.91	54,091.52	29,299.39
1200. TRIUMPH GROUP INC NEW COM	02/23/2007	07/06/2007	81,460.39	65,919.66	15,540.73
1500. BOOTS & COOTS INTL WELL					
CTL INC COM NEW STK	04/19/2007	07/09/2007	2,549.96	3,150.00	-600.04
700. CAPELLA ED CO COM	05/10/2007	07/09/2007	32,346.64	25,200.00	7,146.64
700. CONNS INC COM	03/08/2007	07/09/2007	20,952.70	17,022.78	3,929.92
1600. DIAMONDROCK HOSPITALITY CO					
COM STK	06/27/2007	07/09/2007	34,274.19	30,901.72	3,372.47
300. NCI BLDG SYS INC COM	04/30/2007	07/09/2007	14,842.48	15,034.32	-191.84
100. SI INTL INC COM	05/04/2007	07/09/2007	3,393.96	2,698.27	695.69
800. SYNALLOY CORP COM	06/06/2007	07/09/2007	27,788.37	31,474.14	-3,685.77
1500. BOOTS & COOTS INTL WELL					
CTL INC COM NEW STK	04/19/2007	07/10/2007	2,514.56	3,150.00	-635.44
1700. CONNS INC COM	03/09/2007	07/10/2007	50,602.44	40,767.73	9,834.71
3200. DIAMONDROCK HOSPITALITY CO					
COM STK	06/27/2007	07/10/2007	66,778.49	60,886.07	5,892.42
800. NCI BLDG SYS INC COM	04/30/2007	07/10/2007	39,009.80	40,091.52	-1,081.72
300. SI INTL INC COM	05/04/2007	07/10/2007	9,914.78	8,094.81	1,819.97
200. SYNALLOY CORP COM	06/07/2007	07/10/2007	6,751.25	7,739.18	-987.93
1100. ANSOFT CORP COM	01/04/2007	07/11/2007	29,705.92	31,255.85	-1,549.93
1100. BOOTS & COOTS INTL WELL					
CTL INC COM NEW STK	04/19/2007	07/11/2007	1,814.53	2,310.00	-495.47
600. CHATTEM INC	05/23/2007	07/11/2007	37,548.98	39,020.72	-1,471.74
1200. CHATTEM INC	05/23/2007	07/11/2007	75,267.40	78,177.00	-2,909.60
900. CONNS INC COM	03/06/2007	07/11/2007	26,757.13	21,564.45	5,192.68
1600. DIAMONDROCK HOSPITALITY CO					
COM STK	06/21/2007	07/11/2007	32,100.78	30,181.57	1,919.21
7300. IGATE CORP FORMERLY IGATE					
CAP CORP 03/22/2002 COM ST	06/14/2007	07/11/2007	58,289.60	52,042.12	6,247.48
400. IHS INC COM CL A COM CL A	10/24/2006	07/11/2007	19,231.90	13,400.00	5,831.90
5100. NCI BLDG SYS INC COM	04/30/2007	07/11/2007	249,893.62	249,556.63	336.99
700. SYNALLOY CORP COM	06/07/2007	07/11/2007	21,355.34	27,087.13	-5,731.79
1100. BOOTS & COOTS INTL WELL					
CTL INC COM NEW STK	04/19/2007	07/12/2007	1,832.13	2,310.00	-477.87
1200. CHATTEM INC	05/23/2007	07/12/2007	76,322.91	77,860.32	-1,537.41
Totals					

JOYCE FOUNDATION FRIESS ASSOCIATES 26-27569
 Schedule D Detail of Short-term Capital Gains and Losses

Description	Date Acquired	Date Sold	Gross Sales Price	Cost or Other Basis	Short-term Gain/Loss
400. CONNS INC COM	03/07/2007	07/12/2007	11,924.57	9,572.80	2,351.77
2400. DIAMONDROCK HOSPITALITY CO COM STK					
2900. NEWCASTLE INVT CORP NEW	06/15/2007	07/12/2007	48,009.58	44,796.38	3,213.20
1040. PARAMETRIC TECHNOLOGY CORP COM NEW STK	04/23/2007	07/12/2007	68,228.70	88,874.41	-20,645.71
600. SYNALLOY CORP COM	08/15/2006	07/12/2007	18,291.76	15,760.78	2,530.98
1500. BOOTS & COOTS INTL WELL	06/08/2007	07/12/2007	18,372.61	22,799.66	-4,427.05
900. CHATTEM INC	05/08/2007	07/13/2007	2,467.91	3,147.90	-679.99
400. DIAMONDROCK HOSPITALITY CO COM STK	05/23/2007	07/13/2007	56,152.66	58,283.46	-2,130.80
1700. DIAMONDROCK HOSPITALITY CO COM STK	03/23/2007	07/13/2007	7,985.87	7,410.62	575.25
200. IHS INC COM CL A COM CL A	05/18/2007	07/13/2007	33,902.07	31,363.41	2,538.66
1600. LADISH INC COM NEW	10/24/2006	07/13/2007	9,699.73	6,700.00	2,999.73
6900. MACROVISION CORP COM	03/12/2007	07/13/2007	70,856.67	64,882.64	5,974.03
1600. MERIT MED SYS INC COM	06/21/2007	07/13/2007	184,808.14	206,505.00	-21,696.86
600. MERIT MED SYS INC COM	09/21/2006	07/13/2007	18,043.72	22,144.04	-4,100.32
2800. NEWCASTLE INVT CORP NEW	08/24/2006	07/13/2007	6,792.01	8,002.92	-1,210.91
860. PARAMETRIC TECHNOLOGY CORP COM NEW STK	05/09/2007	07/13/2007	67,243.76	84,343.58	-17,099.82
100. SI INTL INC COM	08/15/2006	07/13/2007	14,992.83	13,032.96	1,959.87
1100. VOLCOM INC COM	05/04/2007	07/13/2007	3,299.12	2,698.27	600.85
700. ANSOFT CORP COM	11/14/2006	07/13/2007	54,448.17	35,716.18	18,731.99
1100. CHATTEM INC	01/03/2007	07/16/2007	18,217.71	19,801.81	-1,584.10
1300. CHATTEM INC	06/01/2007	07/16/2007	68,209.95	69,946.29	-1,736.34
600. CONNS INC COM	05/30/2007	07/16/2007	80,471.62	83,750.25	-3,278.63
1900. DIAMONDROCK HOSPITALITY CO COM STK	03/07/2007	07/16/2007	18,789.19	14,353.50	4,435.69
700. IHS INC COM CL A COM CL A	05/21/2007	07/16/2007	38,064.58	34,852.73	3,211.85
1900. MACROVISION CORP COM	10/24/2006	07/16/2007	34,375.98	23,450.00	10,925.98
1600. NEWCASTLE INVT CORP NEW	06/22/2007	07/16/2007	48,746.22	56,367.40	-7,621.18
400. SI INTL INC COM	05/30/2007	07/16/2007	38,460.21	47,915.18	-9,454.97
900. VOLCOM INC COM	05/04/2007	07/16/2007	13,191.99	10,789.09	2,402.90
900. VOLCOM INC COM	11/07/2006	07/16/2007	43,709.27	28,947.57	14,761.70
Totals					

JOYCE FOUNDATION FRIESS ASSOCIATES 26-27569
 Schedule D Detail of Short-term Capital Gains and Losses

Description	Date Acquired	Date Sold	Gross Sales Price	Cost or Other Basis	Short-term Gain/Loss
1400. ANSOFT CORP COM	01/16/2007	07/17/2007	35,937.44	39,465.41	-3,527.97
158. BUCYRUS INTL INC NEW CL A CL A	12/29/2006	07/17/2007	12,092.81	8,190.28	3,902.53
1500. CHATTEM INC	06/05/2007	07/17/2007	92,218.58	95,227.39	-3,008.81
600. CHORDIANT SOFTWARE INC COM NEW COM NEW	05/09/2007	07/17/2007	9,627.21	8,247.06	1,380.15
1600. DIAMONDROCK HOSPITALITY CO COM STK	06/13/2007	07/17/2007	31,769.11	29,329.49	2,439.62
400. IHS INC COM CL A COM CL A	10/24/2006	07/17/2007	19,696.33	13,400.00	6,296.33
5000. #REORG/KEYSTONE AUTOMOTIVE INDS INC-CASHMERGER EFFECT	07/11/2007	07/17/2007	233,962.91	208,705.69	25,257.22
700. LADISH INC COM NEW	03/13/2007	07/17/2007	30,309.46	28,045.50	2,263.96
1700. MACROVISION CORP COM	06/22/2007	07/17/2007	43,060.00	48,324.01	-5,264.01
1200. PETROQUEST ENERGY INC COM	12/14/2006	07/17/2007	17,220.69	16,993.32	227.37
1000. PETROQUEST ENERGY INC COM	12/14/2006	07/17/2007	14,388.17	14,327.46	60.71
500. SANDERS MORRIS HARRIS GROUP INC COM	06/01/2007	07/17/2007	5,858.11	6,963.60	-1,105.49
300. SANDERS MORRIS HARRIS GROUP INC COM	06/04/2007	07/17/2007	3,507.36	4,134.47	-627.11
700. STARENT NETWORKS CORP COM	07/02/2007	07/17/2007	10,806.15	9,815.54	990.61
1100. SUPERIOR WELL SVCS INC COM STK	12/18/2006	07/17/2007	25,599.90	28,835.33	-3,235.43
1900. TTM TECHNOLOGIES INC COM	06/28/2007	07/17/2007	26,776.47	25,143.40	1,633.07
200. TRIUMPH GROUP INC NEW COM	12/05/2006	07/17/2007	14,081.32	10,971.94	3,109.38
900. VOLCOM INC COM	11/03/2006	07/17/2007	43,662.11	28,836.63	14,825.48
1800. ANSOFT CORP COM	01/09/2007	07/18/2007	44,797.53	50,308.70	-5,511.17
100. BOIS D ARC ENERGY INC COM	05/18/2007	07/18/2007	1,760.47	1,680.83	79.64
500. CHATTEM INC	06/12/2007	07/18/2007	30,727.02	31,187.35	-460.33
600. CHATTEM INC	06/05/2007	07/18/2007	36,486.52	37,982.96	-1,496.44
700. CHORDIANT SOFTWARE INC COM NEW COM NEW	05/08/2007	07/18/2007	11,224.67	9,602.25	1,622.42
1600. DIAMONDROCK HOSPITALITY CO COM STK	06/19/2007	07/18/2007	30,884.16	29,277.90	1,606.26
800. LADISH INC COM NEW	03/13/2007	07/18/2007	34,486.19	31,883.68	2,602.51
100. NEWCASTLE INVT CORP NEW	04/16/2007	07/18/2007	2,174.44	2,968.12	-793.68
Totals					

JOYCE FOUNDATION FRIESS ASSOCIATES 26-27569
 Schedule D Detail of Short-term Capital Gains and Losses

Description	Date Acquired	Date Sold	Gross Sales Price	Cost or Other Basis	Short-term Gain/Loss
4900. NEWCASTLE INVT CORP NEW	05/23/2007	07/18/2007	107,027.10	145,997.76	-38,970.66
1400. PETROQUEST ENERGY INC COM	12/15/2006	07/18/2007	19,746.69	19,586.92	159.77
1200. PETROQUEST ENERGY INC COM	12/14/2006	07/18/2007	16,962.81	16,954.80	8.01
300. SI INTL INC COM	05/04/2007	07/18/2007	9,632.43	8,082.84	1,549.59
200. SANDERS MORRIS HARRIS					
GROUP INC COM	05/30/2007	07/18/2007	2,299.02	2,684.34	-385.32
400. SANDERS MORRIS HARRIS					
GROUP INC COM	05/31/2007	07/18/2007	4,509.97	5,380.65	-870.68
700. STARENT NETWORKS CORP COM	07/02/2007	07/18/2007	11,032.88	9,815.54	1,217.34
900. SUPERIOR WELL SVCS INC COM					
STK	12/15/2006	07/18/2007	20,866.81	23,427.81	-2,561.00
500. TRIUMPH GROUP INC NEW COM	12/05/2006	07/18/2007	35,129.86	27,428.41	7,701.45
700. VOLCOM INC COM	11/29/2006	07/18/2007	33,621.67	22,404.61	11,217.06
700. ANSOFT CORP COM	12/11/2006	07/19/2007	17,842.72	19,507.24	-1,664.52
2400. ANSOFT CORP COM	01/19/2007	07/19/2007	61,802.41	66,503.54	-4,701.13
800. CHATTEM INC	06/07/2007	07/19/2007	48,744.93	49,574.18	-829.25
400. CHATTEM INC	06/12/2007	07/19/2007	24,549.86	24,935.03	-385.17
700. CHORDIANT SOFTWARE INC COM					
NEW COM NEW	05/08/2007	07/19/2007	11,259.04	9,538.29	1,720.75
1600. DIAMONDROCK HOSPITALITY CO					
COM STK	06/20/2007	07/19/2007	31,106.72	29,231.71	1,875.01
900. LADISH INC COM NEW	03/13/2007	07/19/2007	38,980.02	35,869.14	3,110.88
1300. NETEZZA CORP COM	07/18/2007	07/19/2007	20,253.68	15,600.00	4,653.68
2000. NEWCASTLE INVT CORP NEW	05/22/2007	07/19/2007	45,213.10	59,057.41	-13,844.31
900. PETROQUEST ENERGY INC COM	12/15/2006	07/19/2007	12,959.80	12,492.74	467.06
100. SANDERS MORRIS HARRIS					
GROUP INC COM	05/30/2007	07/19/2007	1,148.80	1,342.17	-193.37
2900. STARENT NETWORKS CORP COM	07/02/2007	07/19/2007	49,225.87	40,312.12	8,913.75
400. SUPERIOR WELL SVCS INC COM					
STK	12/14/2006	07/19/2007	9,466.05	10,362.27	-896.22
700. TTM TECHNOLOGIES INC COM	06/22/2007	07/19/2007	9,812.30	9,151.44	660.86
1200. TRIUMPH GROUP INC NEW COM	12/05/2006	07/19/2007	85,823.88	63,542.55	22,281.33
300. BOIS D ARC ENERGY INC COM	05/15/2007	07/20/2007	5,188.39	4,776.09	412.30
1600. BOOTS & COOTS INTL WELL					
CTL INC COM NEW STK	05/08/2007	07/20/2007	2,526.04	3,356.64	-830.60
Totals					

JOYCE FOUNDATION FRIESS ASSOCIATES 26-27569
 Schedule D Detail of Short-term Capital Gains and Losses

Description	Date Acquired	Date Sold	Gross Sales Price	Cost or Other Basis	Short-term Gain/Loss
700. BUCYRUS INTL INC NEW CL A					
CL A					
	12/29/2006	07/20/2007	51,144.22	36,286.04	14,858.18
700. CHATTEM INC	05/18/2007	07/20/2007	43,021.97	42,545.79	476.18
5300. CYBERSOURCE CORP DEL COM	07/03/2007	07/20/2007	62,558.12	66,779.37	-4,221.25
1600. DIAMONDROCK HOSPITALITY CO					
COM STK					
500. FOSSIL INC COM	06/12/2007	07/20/2007	30,221.45	29,207.35	1,014.10
1100. LADISH INC COM NEW	06/04/2007	07/20/2007	14,050.33	15,668.85	-1,618.52
4200. NEWCASTLE INVT CORP NEW	03/13/2007	07/20/2007	46,714.96	43,840.06	2,874.90
1400. PETROQUEST ENERGY INC COM	04/18/2007	07/20/2007	91,259.14	122,987.80	-31,728.66
1100. SANDERS MORRIS HARRIS	12/18/2006	07/20/2007	19,553.49	19,230.57	322.92
GROUP INC COM					
200. SANDERS MORRIS HARRIS	05/30/2007	07/20/2007	11,863.31	14,707.93	-2,844.62
GROUP INC COM					
500. STARENT NETWORKS CORP COM	05/09/2007	07/20/2007	2,199.96	2,657.64	-457.68
1400. TTM TECHNOLOGIES INC COM	06/06/2007	07/20/2007	8,822.51	6,918.40	1,904.11
500. TRIUMPH GROUP INC NEW COM	06/22/2007	07/20/2007	19,638.75	18,176.38	1,462.37
200. BOIS D ARC ENERGY INC COM	11/27/2006	07/20/2007	35,910.90	25,792.63	10,118.27
1500. BOOTS & COOTS INTL WELL	05/15/2007	07/23/2007	3,442.14	3,173.03	269.11
CTL INC COM NEW STK					
1000. BUCYRUS INTL INC NEW CL A	05/09/2007	07/23/2007	2,314.46	3,126.29	-811.83
CL A					
3100. CYBERSOURCE CORP DEL COM	12/29/2006	07/23/2007	72,809.28	51,837.20	20,972.08
3200. DIAMONDROCK HOSPITALITY CO	07/02/2007	07/23/2007	37,124.41	37,886.81	-762.40
COM STK					
1300. HEXCEL CORP NEW COM	03/21/2007	07/23/2007	59,457.96	57,754.16	1,703.80
1200. LADISH INC COM NEW	04/04/2007	07/23/2007	30,969.55	25,927.59	5,041.96
3200. NEWCASTLE INVT CORP NEW	03/21/2007	07/23/2007	51,173.09	47,306.39	3,866.70
800. PETROQUEST ENERGY INC COM	03/12/2007	07/23/2007	66,640.89	92,716.67	-26,075.78
1100. SANDERS MORRIS HARRIS	12/18/2006	07/23/2007	10,910.23	10,691.12	219.11
GROUP INC COM					
1700. STARENT NETWORKS CORP COM	05/29/2007	07/23/2007	12,064.50	14,534.80	-2,470.30
1300. TTM TECHNOLOGIES INC COM	06/06/2007	07/23/2007	30,038.70	21,318.40	8,720.30
600. TRIUMPH GROUP INC NEW COM	06/18/2007	07/23/2007	18,189.45	15,771.41	2,418.04
	11/27/2006	07/23/2007	42,277.87	30,948.24	11,329.63
Totals					

JOYCE FOUNDATION FRIESS ASSOCIATES 26-27569
 Schedule D Detail of Short-term Capital Gains and Losses

Description	Date Acquired	Date Sold	Gross Sales Price	Cost or Other Basis	Short-term Gain/Loss
800. BOOTS & COOTS INTL WELL	05/09/2007	07/24/2007	1,218.70	1,637.20	-418.50
CTL INC COM NEW STK					
500. BUCYRUS INTL INC NEW CL A	12/28/2006	07/24/2007	35,193.71	25,715.00	9,478.71
CL A					
248. BUCYRUS INTL INC NEW CL A	12/29/2006	07/24/2007	17,556.99	12,801.87	4,755.12
CL A					
300. CYBERSOURCE CORP DEL COM	06/29/2007	07/24/2007	3,563.94	3,652.05	-88.11
1400. CYBERSOURCE CORP DEL COM	07/02/2007	07/24/2007	16,122.29	17,046.46	-924.17
500. DIAMONDROCK HOSPITALITY CO					
COM STK	03/07/2007	07/24/2007	9,022.36	8,774.97	247.39
3900. DIAMONDROCK HOSPITALITY CO					
COM STK	03/13/2007	07/24/2007	70,010.94	69,344.23	666.71
600. GREENHILL & CO INC COM	05/29/2007	07/24/2007	35,573.69	43,034.04	-7,460.35
700. GREENHILL & CO INC COM	05/29/2007	07/24/2007	41,817.63	50,206.38	-8,388.75
1600. SANDERS MORRIS HARRIS					
GROUP INC COM	05/17/2007	07/24/2007	17,003.57	20,918.82	-3,915.25
600. SUPERIOR WELL SVCS INC COM					
STK	12/21/2006	07/24/2007	13,527.75	15,505.33	-1,977.58
700. TRACTOR SUP CO COM	06/04/2007	07/24/2007	34,025.70	38,358.46	-4,332.76
800. BLADELOGIC INC COM	07/24/2007	07/25/2007	19,849.37	13,600.00	6,249.37
3200. BOOTS & COOTS INTL WELL					
CTL INC COM NEW STK	05/09/2007	07/25/2007	4,799.92	6,453.61	-1,653.69
310. BUCYRUS INTL INC NEW CL A					
CL A	01/03/2007	07/25/2007	20,432.12	15,467.82	4,964.30
700. BUCYRUS INTL INC NEW CL A					
CL A	12/28/2006	07/25/2007	45,643.78	35,984.24	9,659.54
400. CYBERSOURCE CORP DEL COM	06/29/2007	07/25/2007	4,419.29	4,869.40	-450.11
2100. DIAMONDROCK HOSPITALITY CO					
COM STK	03/06/2007	07/25/2007	36,817.89	35,812.87	1,005.02
2500. DYNAMEX INC COM STK	02/21/2007	07/25/2007	59,886.58	60,968.07	-1,081.49
2200. GENESEE & WYO INC CL A CL	05/09/2007	07/25/2007	62,908.47	63,089.62	-181.15
400. GREENHILL & CO INC COM	05/30/2007	07/25/2007	23,287.20	28,110.32	-4,823.12
2900. GREENHILL & CO INC COM	06/29/2007	07/25/2007	165,722.89	202,429.58	-36,706.69
2000. MICROSEMI CORP COM	05/02/2007	07/25/2007	45,641.90	47,193.36	-1,551.46
1900. NEWCASTLE INVT CORP NEW	03/12/2007	07/25/2007	37,488.89	54,451.91	-16,963.02
Totals					

JOYCE FOUNDATION FRIESS ASSOCIATES 26-27569
 Schedule D Detail of Short-term Capital Gains and Losses

Description	Date Acquired	Date Sold	Gross Sales Price	Cost or Other Basis	Short-term Gain/Loss
1400. RTI INTL METALS INC	05/04/2007	07/25/2007	107,797.65	116,519.34	-8,721.69
500. TRACTOR SUP CO COM	06/04/2007	07/25/2007	24,504.57	27,398.90	-2,894.33
1100. TRACTOR SUP CO COM	06/06/2007	07/25/2007	53,839.00	59,698.00	-5,859.00
1600. TRIUMPH GROUP INC NEW COM	11/27/2006	07/25/2007	113,715.85	82,207.07	31,508.78
800. VOCUS INC COM	04/05/2007	07/25/2007	23,636.35	15,600.00	8,036.35
1600. VOCUS INC COM	04/05/2007	07/25/2007	47,392.07	31,200.00	16,192.07
800. BUCYRUS INTL INC NEW CL A					
CL A	01/25/2007	07/26/2007	51,943.20	37,976.87	13,966.33
2400. BUCYRUS INTL INC NEW CL A					
CL A	01/23/2007	07/26/2007	154,811.55	116,565.22	38,246.33
2700. GENESEE & WYO INC CL A CL	05/09/2007	07/26/2007	73,169.95	77,071.25	-3,901.30
5100. GREENHILL & CO INC COM	07/02/2007	07/26/2007	280,791.50	342,931.76	-62,140.26
1700. HEXCEL CORP NEW COM	04/05/2007	07/26/2007	37,482.72	33,871.47	3,611.25
1300. KAISER ALUM CORP COM PAR	05/18/2007	07/26/2007	88,174.27	100,184.63	-12,010.36
100. KAISER ALUM CORP COM PAR	05/18/2007	07/26/2007	6,832.86	7,706.51	-873.65
3800. MICROSEMI CORP COM	05/02/2007	07/26/2007	84,137.93	83,144.33	993.60
3700. NEWCASTLE INVT CORP NEW	05/18/2007	07/26/2007	71,354.88	103,666.84	-32,311.96
900. SANDERS MORRIS HARRIS					
GROUP INC COM	05/11/2007	07/26/2007	9,146.01	11,666.60	-2,520.59
600. SPARTAN MTRS INC COM	06/05/2007	07/26/2007	7,853.93	14,801.08	-6,947.15
4100. SPARTAN MTRS INC COM	06/11/2007	07/26/2007	51,086.44	97,242.09	-46,155.65
200. SUPERIOR WELL SVCS INC COM					
STK	12/07/2006	07/26/2007	4,120.93	5,100.00	-979.07
500. SWIFT ENERGY CO COM	06/18/2007	07/26/2007	21,636.96	22,809.20	-1,172.24
800. TRACTOR SUP CO COM	06/18/2007	07/26/2007	36,674.23	43,172.98	-6,498.75
3900. TRIUMPH GROUP INC NEW COM	11/21/2006	07/26/2007	293,202.19	199,681.26	93,520.93
100. VOCUS INC COM	04/05/2007	07/26/2007	2,886.11	1,950.00	936.11
1700. GENESEE & WYO INC CL A CL	05/08/2007	07/27/2007	44,232.98	48,208.43	-3,975.45
1700. LIVEPERSON INC COM STK					
ISIN# US5381461012	04/03/2007	07/27/2007	8,354.18	13,292.60	-4,938.42
1900. LIVEPERSON INC COM STK					
ISIN# US5381461012	04/04/2007	07/27/2007	9,335.88	14,768.14	-5,432.26
1200. RTI INTL METALS INC	10/18/2006	07/27/2007	84,749.42	59,173.68	25,575.74
300. SANDERS MORRIS HARRIS					
GROUP INC COM	05/04/2007	07/27/2007	3,003.55	3,860.76	-857.21
Totals					

JOYCE FOUNDATION FRIESS ASSOCIATES 26-27569
 Schedule D Detail of Short-term Capital Gains and Losses

Description	Date Acquired	Date Sold	Gross Sales Price	Cost or Other Basis	Short-term Gain/Loss
100. SUPERIOR WELL SVCS INC COM STK	12/07/2006	07/27/2007	2,039.36	2,550.00	-510.64
1000. VOLCOM INC COM	11/29/2006	07/27/2007	39,387.79	31,977.20	7,410.59
900. GENESEE & WYO INC CL A CL	05/08/2007	07/30/2007	23,319.99	25,261.29	-1,941.30
1000. LIVEPERSON INC COM STK ISIN# US5381461012	03/29/2007	07/30/2007	4,941.32	7,714.30	-2,772.98
700. LIVEPERSON INC COM STK ISIN# US5381461012	04/04/2007	07/30/2007	3,423.15	5,404.42	-1,981.27
700. LIVEPERSON INC COM STK ISIN# US5381461012	04/05/2007	07/30/2007	3,456.68	5,322.05	-1,865.37
100. RTI INTL METALS INC	08/03/2006	07/30/2007	7,203.16	4,717.67	2,485.49
200. SUPERIOR WELL SVCS INC COM STK	12/07/2006	07/30/2007	3,918.37	5,100.00	-1,181.63
100. SUPERIOR WELL SVCS INC COM STK	12/07/2006	07/30/2007	1,990.97	2,550.00	-559.03
600. TRACTOR SUP CO COM	06/26/2007	07/30/2007	28,371.76	31,862.70	-3,490.94
500. TRACTOR SUP CO COM	06/18/2007	07/30/2007	23,452.39	26,923.35	-3,470.96
1300. VOLCOM INC COM	11/27/2006	07/30/2007	47,878.91	41,394.69	6,484.22
600. VOLCOM INC COM	11/27/2006	07/30/2007	22,507.57	19,068.72	3,438.85
1500. CAPELLA ED CO COM	05/10/2007	07/31/2007	67,303.51	54,000.00	13,303.51
1700. GENESEE & WYO INC CL A CL	02/23/2007	07/31/2007	44,426.60	47,534.69	-3,108.09
700. GENESEE & WYO INC CL A CL	02/26/2007	07/31/2007	18,392.21	19,501.73	-1,109.52
1300. LIVEPERSON INC COM STK ISIN# US5381461012	04/23/2007	07/31/2007	6,867.27	9,746.19	-2,878.92
1300. LIVEPERSON INC COM STK ISIN# US5381461012	04/05/2007	07/31/2007	6,805.65	9,771.32	-2,965.67
300. RTI INTL METALS INC	09/21/2006	07/31/2007	23,315.31	12,905.27	10,410.04
400. SUPERIOR WELL SVCS INC COM STK	12/07/2006	07/31/2007	7,910.71	10,200.00	-2,289.29
200. SWIFT ENERGY CO COM	06/18/2007	07/31/2007	8,678.32	9,123.68	-445.36
2900. VOLCOM INC COM	11/28/2006	07/31/2007	102,458.62	91,059.64	11,398.98
700. BUCYRUS INTL INC NEW CL A CL A	01/25/2007	08/01/2007	44,920.27	33,096.01	11,824.26
800. CAPELLA ED CO COM	05/10/2007	08/01/2007	36,079.12	28,800.00	7,279.12
300. KAISER ALUM CORP COM PAR	05/18/2007	08/01/2007	19,615.73	23,119.53	-3,503.80
Totals					

JSA
7F0971 1 000

JOYCE FOUNDATION FRIESS ASSOCIATES 26-27569
 Schedule D Detail of Short-term Capital Gains and Losses

Description	Date Acquired	Date Sold	Gross Sales Price	Cost or Other Basis	Short-term Gain/Loss
1800. LIVEPERSON INC COM STK					
ISIN# US5381461012	03/27/2007	08/01/2007	9,853.58	13,486.68	-3,633.10
2300. MICROSEMI CORP COM	02/23/2007	08/01/2007	53,114.23	49,408.83	3,705.40
4000. SIRF TECHNOLOGY HLDGS INC	05/21/2007	08/01/2007	83,585.51	90,706.12	-7,120.61
600. SUPERIOR WELL SVCS INC COM					
STK	12/07/2006	08/01/2007	11,488.50	15,300.00	-3,811.50
400. TRACTOR SUP CO COM	06/26/2007	08/01/2007	18,696.43	20,896.00	-2,199.57
100. TRACTOR SUP CO COM	06/26/2007	08/01/2007	4,665.61	5,236.02	-570.41
1300. VOLCOM INC COM	10/27/2006	08/01/2007	48,049.34	38,724.61	9,324.73
300. VOLCOM INC COM	10/27/2006	08/01/2007	10,658.17	9,309.36	1,348.81
300. CONS WTR CO LTD COM	06/28/2007	08/01/2007	9,758.64	8,998.98	759.66
300. CONS WTR CO LTD COM	07/05/2007	08/01/2007	9,794.84	8,998.55	796.29
1300. BUCYRUS INTL INC NEW CL A					
CL A	01/31/2007	08/02/2007	84,295.25	60,662.30	23,632.95
300. GENESEE & WYO INC CL A CL	02/26/2007	08/02/2007	8,260.46	8,285.22	-24.76
300. GENESEE & WYO INC CL A CL	02/26/2007	08/02/2007	8,164.10	8,285.22	-121.12
1700. GREEN MTN COFFEE ROASTERS	08/01/2007	08/02/2007	48,296.26	50,927.45	-2,631.19
400. GREEN MTN COFFEE ROASTERS	08/01/2007	08/02/2007	11,337.22	11,977.76	-640.54
1000. INFINITY PPTY & CAS CORP	02/08/2007	08/02/2007	42,832.94	49,795.70	-6,962.76
500. KAISER ALUM CORP COM PAR	05/21/2007	08/02/2007	31,939.36	38,219.49	-6,280.13
400. LIVEPERSON INC COM STK					
ISIN# US5381461012	04/24/2007	08/02/2007	2,253.00	2,994.92	-741.92
5400. LIVEPERSON INC COM STK					
ISIN# US5381461012	04/25/2007	08/02/2007	30,368.59	39,964.77	-9,596.18
2300. MICROSEMI CORP COM	02/23/2007	08/02/2007	53,955.10	49,408.83	4,546.27
800. MOOG INC CL A	10/18/2006	08/02/2007	33,617.80	30,204.84	3,412.96
10600. ADR O2MICRO INTL LTD					
SPONSORED ADR	05/22/2007	08/02/2007	150,972.42	113,404.93	37,567.49
300. ADR O2MICRO INTL LTD					
SPONSORED ADR	04/30/2007	08/02/2007	4,304.27	3,098.01	1,206.26
700. SPARTAN MTRS INC COM	06/04/2007	08/02/2007	8,392.66	16,291.43	-7,898.77
400. SUPERIOR WELL SVCS INC COM					
STK	12/07/2006	08/02/2007	7,455.88	10,200.00	-2,744.12
300. SUPERIOR WELL SVCS INC COM					
STK	12/07/2006	08/02/2007	5,548.41	7,650.00	-2,101.59
Totals					

JOYCE FOUNDATION FRIESS ASSOCIATES 26-27569
 Schedule D Detail of Short-term Capital Gains and Losses

Description	Date Acquired	Date Sold	Gross Sales Price	Cost or Other Basis	Short-term Gain/Loss
3000. SWIFT ENERGY CO COM	06/19/2007	08/02/2007	124,289.59	136,398.77	-12,109.18
500. TRACTOR SUP CO COM	06/21/2007	08/02/2007	23,685.43	26,013.98	-2,328.55
1200. VOLCOM INC COM	10/26/2006	08/02/2007	43,662.65	34,289.04	9,373.61
1400. BUCYRUS INTL INC NEW CL A CL A	01/31/2007	08/03/2007	94,657.03	65,258.98	29,398.05
300. INFINITY PPTY & CAS CORP	02/08/2007	08/03/2007	12,789.19	14,900.55	-2,111.36
600. KAISER ALUM CORP COM PAR	05/21/2007	08/03/2007	36,847.53	45,299.88	-8,452.35
1000. LIVEPERSON INC COM STK ISIN# US5381461012	04/25/2007	08/03/2007	5,120.62	7,345.60	-2,224.98
3400. LIVEPERSON INC COM STK ISIN# US5381461012	04/26/2007	08/03/2007	17,373.39	24,492.65	-7,119.26
1900. MICROSEMI CORP COM	02/23/2007	08/03/2007	44,374.38	40,815.99	3,558.39
800. NU SKIN ENTERPRISES INC CL	10/05/2006	08/03/2007	11,975.81	14,515.20	-2,539.39
100. NUVASIVE INC COM	05/09/2007	08/03/2007	2,899.87	2,589.50	310.37
800. NUVASIVE INC COM	05/15/2007	08/03/2007	23,163.72	20,659.51	2,504.21
2500. SPARTAN MTRS INC COM	06/19/2007	08/03/2007	31,709.51	57,931.05	-26,221.54
400. SUPERIOR WELL SVCS INC COM STK	12/07/2006	08/03/2007	7,306.68	10,200.00	-2,893.32
700. SWIFT ENERGY CO COM	06/15/2007	08/03/2007	28,059.00	31,627.61	-3,568.61
200. TRACTOR SUP CO COM	06/21/2007	08/03/2007	9,550.41	10,395.84	-845.43
600. TRACTOR SUP CO COM	06/21/2007	08/03/2007	28,522.36	31,192.68	-2,670.32
1100. UNDER ARMOUR INC CL A	05/23/2007	08/03/2007	71,996.31	53,222.36	18,773.95
1300. VOLCOM INC COM	10/25/2006	08/03/2007	46,108.73	36,975.21	9,133.52
2221. BUCYRUS INTL INC NEW CL A CL A	01/30/2007	08/06/2007	142,147.37	102,782.68	39,364.69
600. INFINITY PPTY & CAS CORP	02/09/2007	08/06/2007	23,742.65	29,609.10	-5,866.45
1100. MICROSEMI CORP COM	02/23/2007	08/06/2007	24,793.83	23,630.31	1,163.52
600. MOOG INC CL A	10/18/2006	08/06/2007	25,148.67	22,599.90	2,548.77
1600. NUVASIVE INC COM	05/15/2007	08/06/2007	45,206.02	41,248.64	3,957.38
5100. OMNI ENERGY SVCS CORP COM NEW COM NEW	02/27/2007	08/06/2007	39,653.93	47,073.17	-7,419.24
600. PETROQUEST ENERGY INC COM	12/19/2006	08/06/2007	6,778.57	8,006.06	-1,227.49
800. SPARTAN MTRS INC COM	06/13/2007	08/06/2007	9,535.85	18,222.32	-8,686.47
2500. SPARTAN MTRS INC COM	06/13/2007	08/06/2007	29,662.04	57,407.78	-27,745.74
1100. SWIFT ENERGY CO COM	06/21/2007	08/06/2007	41,835.32	49,601.24	-7,765.92
Totals					

JOYCE FOUNDATION FRIESS ASSOCIATES 26-27569
 Schedule D Detail of Short-term Capital Gains and Losses

Description	Date Acquired	Date Sold	Gross Sales Price	Cost or Other Basis	Short-term Gain/Loss
900. TRACTOR SUP CO COM	06/21/2007	08/06/2007	41,451.11	46,781.28	-5,330.17
900. UNDER ARMOUR INC CL A	05/22/2007	08/06/2007	57,539.44	43,338.87	14,200.57
900. UNDER ARMOUR INC CL A	05/22/2007	08/06/2007	57,539.44	43,338.87	14,200.57
8900. AMN HEALTHCARE SVCS INC	03/02/2007	08/07/2007	152,997.55	245,612.49	-92,614.94
1400. AMN HEALTHCARE SVCS INC	02/26/2007	08/07/2007	24,408.90	40,189.94	-15,781.04
100. BOIS D ARC ENERGY INC COM	05/10/2007	08/07/2007	1,670.97	1,581.00	89.97
3400. BOIS D ARC ENERGY INC COM	05/10/2007	08/07/2007	58,410.42	52,509.92	5,900.50
4800. INFOCROSSING INC	07/31/2007	08/07/2007	87,112.42	85,513.47	1,598.95
700. KAISER ALUM CORP COM PAR	05/23/2007	08/07/2007	41,787.26	52,704.89	-10,917.63
3400. MICROSEMI CORP COM	02/26/2007	08/07/2007	80,054.15	72,202.76	7,851.39
1600. MOBILE MINI INC COM	05/08/2007	08/07/2007	38,021.81	50,255.94	-12,234.13
1400. MOBILE MINI INC COM	05/09/2007	08/07/2007	32,509.88	44,434.16	-11,924.28
900. MOOG INC CL A	10/18/2006	08/07/2007	36,991.59	33,577.47	3,414.12
1700. NU SKIN ENTERPRISES INC CL	09/14/2006	08/07/2007	24,041.88	30,155.79	-6,113.91
1800. NUVASIVE INC COM	05/16/2007	08/07/2007	52,335.45	45,921.88	6,413.57
2500. OMNI ENERGY SVCS CORP COM					
NEW COM NEW					
1500. PETROQUEST ENERGY INC COM	03/02/2007	08/07/2007	18,454.46	22,735.08	-4,280.62
2400. PETROQUEST ENERGY INC COM	11/30/2006	08/07/2007	16,857.49	19,229.10	-2,371.61
1500. PETROQUEST ENERGY INC COM	12/19/2006	08/07/2007	26,882.22	31,623.42	-4,741.20
1650. SPARTAN MTRS INC COM	11/30/2006	08/07/2007	16,704.04	19,184.58	-2,480.54
400. SWIFT ENERGY CO COM	06/12/2007	08/07/2007	19,935.82	37,366.67	-17,430.85
500. SWIFT ENERGY CO COM	06/20/2007	08/07/2007	15,016.41	17,915.92	-2,899.51
900. SWIFT ENERGY CO COM	06/20/2007	08/07/2007	18,857.21	22,394.90	-3,537.69
3300. UNDER ARMOUR INC CL A	06/20/2007	08/07/2007	34,099.93	40,310.82	-6,210.89
400. CONS WTR CO LTD COM	05/23/2007	08/07/2007	212,098.97	158,315.85	53,783.12
200. RAM HLDGS LTD COM STK	07/05/2007	08/07/2007	13,471.23	11,957.59	1,513.64
USD0.01					
700. AMN HEALTHCARE SVCS INC	09/21/2006	08/07/2007	1,642.07	2,602.84	-960.77
9800. AMN HEALTHCARE SVCS INC	03/14/2007	08/08/2007	12,066.69	15,240.34	-3,173.65
2800. BOIS D ARC ENERGY INC COM	03/16/2007	08/08/2007	168,121.32	226,950.26	-58,828.94
900. HEALTHCARE SVCS GROUP INC	04/30/2007	08/08/2007	48,587.65	41,824.91	6,762.74
4400. INFOCROSSING INC	07/26/2007	08/08/2007	31,061.13	25,444.26	5,616.87
1100. INFINITY PPTY & CAS CORP	08/01/2007	08/08/2007	79,912.01	76,163.30	3,748.71
1900. KAISER ALUM CORP COM PAR	02/22/2007	08/08/2007	43,226.36	53,189.96	-9,963.60
Totals	05/29/2007	08/08/2007	116,489.30	128,626.33	-12,137.03

JOYCE FOUNDATION FRIESS ASSOCIATES 26-27569
 Schedule D Detail of Short-term Capital Gains and Losses

Description	Date		Date Sold	Gross Sales Price	Cost or Other Basis	Short-term Gain/Loss
	Acquired					
1600. KENEXA CORP COM	02/28/2007		08/08/2007	65,501.39	53,924.91	11,576.48
700. KENEXA CORP COM	12/22/2006		08/08/2007	28,652.94	23,356.40	5,296.54
6000. MICROSEMI CORP COM	03/07/2007		08/08/2007	150,361.29	122,248.40	28,112.89
700. MOBILE MINI INC COM	09/21/2006		08/08/2007	17,049.43	19,733.28	-2,683.85
800. MOOG INC CL A	10/11/2006		08/08/2007	34,845.70	28,758.92	6,086.78
2600. NU SKIN ENTERPRISES INC CL	06/01/2007		08/08/2007	38,695.72	45,851.19	-7,155.47
200. NUVASIVE INC COM	05/16/2007		08/08/2007	6,033.58	5,102.12	931.46
200. NUVASIVE INC COM	05/16/2007		08/08/2007	6,046.72	5,102.12	944.60
4600. NUVASIVE INC COM	05/18/2007		08/08/2007	140,893.54	117,112.78	23,780.76
2200. OMNI ENERGY SVCS CORP COM						
NEW COM NEW						
1700. PETROQUEST ENERGY INC COM	03/05/2007		08/08/2007	16,375.00	19,792.08	-3,417.08
2800. PETROQUEST ENERGY INC COM	11/29/2006		08/08/2007	18,511.18	21,666.84	-3,155.66
5200. POLYPORE INTL INC COM	12/05/2006		08/08/2007	30,786.36	35,419.80	-4,633.44
1800. POLYPORE INTL INC COM	06/27/2007		08/08/2007	78,166.76	98,800.00	-20,633.24
100. POLYPORE INTL INC COM	06/27/2007		08/08/2007	27,783.83	34,200.00	-6,416.17
400. SPARTAN MTRS INC COM	06/27/2007		08/08/2007	1,609.97	1,900.00	-290.03
400. SWIFT ENERGY CO COM	06/12/2007		08/08/2007	5,268.71	9,058.08	-3,789.37
1600. SWIFT ENERGY CO COM	06/22/2007		08/08/2007	14,715.53	17,822.65	-3,107.12
4300. UNDER ARMOUR INC CL A	06/22/2007		08/08/2007	58,526.14	71,489.52	-12,963.38
3000. CONS WTR CO LTD COM	05/23/2007		08/08/2007	288,626.63	204,051.65	84,574.98
600. BOIS D ARC ENERGY INC COM	07/02/2007		08/08/2007	108,190.94	83,834.85	24,356.09
400. FOSSIL INC COM	03/02/2007		08/09/2007	10,052.84	8,426.98	1,625.86
1600. HEALTHCARE SVCS GROUP INC	06/18/2007		08/09/2007	10,871.99	12,501.08	-1,629.09
1300. HEALTHCARE SVCS GROUP INC	07/26/2007		08/09/2007	55,811.14	45,082.40	10,728.74
1800. HOME DIAGNOSTICS INC DEL	08/03/2007		08/09/2007	45,449.51	36,436.68	9,012.83
4390. HOME DIAGNOSTICS INC DEL	12/05/2006		08/09/2007	14,649.07	19,948.60	-5,299.53
1000. INFOCROSSING INC	12/06/2006		08/09/2007	34,611.54	49,743.32	-15,131.78
600. INFINITY PPTY & CAS CORP	07/27/2007		08/09/2007	18,144.82	17,151.40	993.42
100. KAISER ALUM CORP COM PAR	02/20/2007		08/09/2007	24,419.74	28,735.66	-4,315.92
400. KENEXA CORP COM	01/26/2007		08/09/2007	5,829.11	6,125.00	-295.89
3400. KENEXA CORP COM	01/19/2007		08/09/2007	13,150.15	13,151.20	-1.05
700. KENEXA CORP COM	12/26/2006		08/09/2007	114,963.45	112,327.46	2,635.99
2300. MICROSEMI CORP COM	01/19/2007		08/09/2007	23,456.08	23,019.10	436.98
300. NU SKIN ENTERPRISES INC CL	03/07/2007		08/09/2007	57,750.96	46,298.25	11,452.71
Totals	09/15/2006		08/09/2007	4,456.61	5,284.50	-827.89

JOYCE FOUNDATION FRIESS ASSOCIATES 26-27569
 Schedule D Detail of Short-term Capital Gains and Losses

Description	Date Acquired	Date Sold	Gross Sales Price	Cost or Other Basis	Short-term Gain/Loss
1600. NUVASIVE INC COM	04/24/2007	08/09/2007	51,130.09	39,438.04	11,692.05
4800. PETROQUEST ENERGY INC COM	12/05/2006	08/09/2007	49,110.92	60,137.84	-11,026.92
600. POLYPORE INTL INC COM	06/27/2007	08/09/2007	8,426.63	11,400.00	-2,973.37
200. POLYPORE INTL INC COM	06/27/2007	08/09/2007	2,879.49	3,800.00	-920.51
400. SPARTAN MTRS INC COM	06/12/2007	08/09/2007	6,407.90	9,058.08	-2,650.18
2400. SWIFT ENERGY CO COM	07/02/2007	08/09/2007	86,713.31	103,656.18	-16,942.87
400. BOIS D ARC ENERGY INC COM	04/11/2007	08/10/2007	7,158.05	5,565.14	1,592.91
100. HEALTHCARE SVCS GROUP INC	07/27/2007	08/10/2007	3,480.14	2,800.94	679.20
1200. INFOCROSSING INC	08/02/2007	08/10/2007	21,746.54	20,408.34	1,338.20
600. KAISER ALUM CORP COM PAR	01/26/2007	08/10/2007	32,912.43	36,750.00	-3,837.57
600. KAISER ALUM CORP COM PAR	01/26/2007	08/10/2007	33,283.41	36,750.00	-3,466.59
700. KENEXA CORP COM	01/19/2007	08/10/2007	23,794.24	23,014.60	779.64
3300. MASIMO CORP COM STK	08/08/2007	08/10/2007	65,845.21	56,100.00	9,745.21
800. MERCADOLIBRE INC COM STK	08/09/2007	08/10/2007	18,835.71	14,400.00	4,435.71
1100. POLYPORE INTL INC COM	06/28/2007	08/10/2007	14,981.77	20,829.48	-5,847.71
200. POLYPORE INTL INC COM	06/28/2007	08/10/2007	2,676.49	3,658.96	-982.47
1800. BOIS D ARC ENERGY INC COM	04/11/2007	08/13/2007	32,799.45	24,593.66	8,205.79
700. FOSSIL INC COM	05/11/2007	08/13/2007	19,718.34	21,871.64	-2,153.30
1100. GENESEE & WYO INC CL A CL	05/07/2007	08/13/2007	29,686.67	30,357.22	-670.55
900. INFINITY PPTY & CAS CORP	03/02/2007	08/13/2007	37,259.33	42,623.06	-5,363.73
600. BOIS D ARC ENERGY INC COM	03/13/2007	08/14/2007	10,605.13	8,045.98	2,559.15
700. FOSSIL INC COM	05/23/2007	08/14/2007	21,621.75	21,830.26	-208.51
900. GENESEE & WYO INC CL A CL	05/07/2007	08/14/2007	23,889.50	24,186.72	-297.22
700. KENEXA CORP COM	12/19/2006	08/14/2007	22,078.85	22,894.00	-815.15
700. VMWARE INC CL A COM CL A	08/13/2007	08/14/2007	35,893.35	20,300.00	15,593.35
500. BOIS D ARC ENERGY INC COM	03/14/2007	08/15/2007	8,527.36	6,491.54	2,035.82
1300. FOSSIL INC COM	06/14/2007	08/15/2007	40,907.38	40,168.21	739.17
1100. GENESEE & WYO INC CL A CL	04/05/2007	08/15/2007	28,739.25	29,309.36	-570.11
700. NU SKIN ENTERPRISES INC CL	10/03/2006	08/15/2007	10,524.19	12,277.99	-1,753.80
600. ULTRAPETROL BAHAMAS LTD					
COM STK	08/08/2007	08/15/2007	10,455.01	13,427.82	-2,972.81
3100. BE AEROSPACE INC COM	01/12/2007	08/16/2007	103,535.00	86,421.84	17,113.16
500. BE AEROSPACE INC COM	11/17/2006	08/16/2007	16,513.34	13,537.45	2,975.89
500. BOIS D ARC ENERGY INC COM	03/14/2007	08/16/2007	8,292.02	6,321.50	1,970.52
900. COLDWATER CREEK INC COM	04/13/2007	08/16/2007	16,159.25	19,401.14	-3,241.89
Totals					

JOYCE FOUNDATION FRIESS ASSOCIATES 26-27569
 Schedule D Detail of Short-term Capital Gains and Losses

Description	Date Acquired	Date Sold	Gross Sales Price	Cost or Other Basis	Short-term Gain/Loss
800. COLDWATER CREEK INC COM	04/13/2007	08/16/2007	14,047.22	17,248.64	-3,201.42
500. FOSSIL INC COM	05/18/2007	08/16/2007	15,396.51	15,259.40	137.11
1600. GENESEE & WYO INC CL A CL	03/29/2007	08/16/2007	40,912.65	42,085.82	-1,173.17
2200. HEXCEL CORP NEW COM	04/11/2007	08/16/2007	45,979.51	43,581.36	2,398.15
300. INFINITY PPTY & CAS CORP	03/13/2007	08/16/2007	12,289.07	14,080.54	-1,791.47
1600. KENEXA CORP COM	01/18/2007	08/16/2007	44,572.75	51,619.43	-7,046.68
1000. NU SKIN ENTERPRISES INC CL	09/26/2006	08/16/2007	14,962.07	17,515.00	-2,552.93
500. RSC HLDGS INC COM	05/22/2007	08/16/2007	8,786.46	11,000.00	-2,213.54
600. ULTRAPETROL BAHAMAS LTD					
COM STK	08/09/2007	08/16/2007	9,767.91	13,392.72	-3,624.81
1100. ULTRAPETROL BAHAMAS LTD					
COM STK	08/09/2007	08/16/2007	17,690.80	24,231.57	-6,540.77
4200. BE AEROSPACE INC COM	12/05/2006	08/17/2007	152,367.78	111,969.04	40,398.74
1400. COLDWATER CREEK INC COM	04/05/2007	08/17/2007	25,106.37	30,160.06	-5,053.69
600. COLDWATER CREEK INC COM	04/05/2007	08/17/2007	10,870.81	12,925.74	-2,054.93
1500. COLDWATER CREEK INC COM	04/05/2007	08/17/2007	26,746.68	32,314.35	-5,567.67
600. FOSSIL INC COM	05/14/2007	08/17/2007	19,097.40	18,280.44	816.96
1600. GENESEE & WYO INC CL A CL	03/29/2007	08/17/2007	41,983.67	41,518.10	465.57
600. GENESEE & WYO INC CL A CL	03/14/2007	08/17/2007	15,583.74	15,139.04	444.70
1100. HEXCEL CORP NEW COM	02/22/2007	08/17/2007	23,998.77	21,718.62	2,280.15
500. INFINITY PPTY & CAS CORP	03/13/2007	08/17/2007	21,357.27	23,349.18	-1,991.91
1600. KENEXA CORP COM	01/18/2007	08/17/2007	47,300.07	50,976.00	-3,675.93
600. NU SKIN ENTERPRISES INC CL	09/26/2006	08/17/2007	9,084.94	10,509.00	-1,424.06
1000. PHASE FORWARD INC COM	05/08/2007	08/17/2007	18,144.62	15,364.34	2,780.28
600. PHASE FORWARD INC COM	05/09/2007	08/17/2007	10,882.15	9,376.83	1,505.32
1800. SYMMETRY MED INC COM STK	05/02/2007	08/17/2007	29,005.29	30,945.29	-1,940.00
1000. BE AEROSPACE INC COM	11/07/2006	08/20/2007	37,085.13	25,991.00	11,094.13
500. BE AEROSPACE INC COM	11/07/2006	08/20/2007	18,457.21	12,995.50	5,461.71
1400. COLDWATER CREEK INC COM	04/11/2007	08/20/2007	25,867.54	30,121.66	-4,254.12
300. FOSSIL INC COM	05/14/2007	08/20/2007	9,796.58	9,140.22	656.36
400. GENESEE & WYO INC CL A CL	03/14/2007	08/20/2007	10,514.71	9,840.45	674.26
1100. HEXCEL CORP NEW COM	02/23/2007	08/20/2007	24,187.08	21,716.10	2,470.98
100. KENEXA CORP COM	01/18/2007	08/20/2007	3,037.55	3,186.00	-148.45
300. NU SKIN ENTERPRISES INC CL	06/04/2007	08/20/2007	4,395.47	5,254.48	-859.01
300. PHASE FORWARD INC COM	05/07/2007	08/20/2007	5,352.30	4,599.51	752.79
Totals					

JOYCE FOUNDATION FRIESS ASSOCIATES 26-27569
 Schedule D Detail of Short-term Capital Gains and Losses

Description	Date Acquired	Date Sold	Gross Sales Price	Cost or Other Basis	Short-term Gain/Loss
400. RSC HLDGS INC COM	05/22/2007	08/20/2007	7,075.57	8,800.00	-1,724.43
900. RADIANT SYS INC COM	04/11/2007	08/20/2007	14,605.15	11,938.38	2,666.77
900. SPARTAN MTRS INC COM	06/20/2007	08/20/2007	13,504.38	20,295.18	-6,790.80
200. SPARTAN MTRS INC COM	06/12/2007	08/20/2007	2,951.89	4,529.04	-1,577.15
800. BE AEROSPACE INC COM	11/07/2006	08/21/2007	30,110.41	20,792.80	9,317.61
700. BE AEROSPACE INC COM	11/07/2006	08/21/2007	26,221.87	18,193.70	8,028.17
1000. COLDWATER CREEK INC COM	04/11/2007	08/21/2007	17,798.52	21,504.90	-3,706.38
800. GENESEE & WYO INC CL A CL	03/07/2007	08/21/2007	21,118.95	19,596.24	1,522.71
700. KENEXA CORP COM	01/18/2007	08/21/2007	21,616.57	22,165.36	-548.79
2600. PHASE FORWARD INC COM	05/23/2007	08/21/2007	47,655.96	39,165.85	8,490.11
1500. SPARTAN MTRS INC COM	06/20/2007	08/21/2007	23,093.49	33,770.50	-10,677.01
700. BE AEROSPACE INC COM	11/07/2006	08/22/2007	26,452.59	18,152.15	8,300.44
1200. BRIGHTPOINT INC COM NEW	06/20/2007	08/22/2007	13,674.87	17,463.48	-3,788.61
1800. COLDWATER CREEK INC COM	04/04/2007	08/22/2007	32,177.20	38,673.00	-6,495.80
800. FOSSIL INC COM	06/13/2007	08/22/2007	27,031.42	24,339.98	2,691.44
200. GENESEE & WYO INC CL A CL	03/07/2007	08/22/2007	5,393.91	4,899.06	494.85
300. INFINITY PPTY & CAS CORP	02/27/2007	08/22/2007	12,721.51	14,006.70	-1,285.19
2700. MICROSEMI CORP COM	03/20/2007	08/22/2007	65,546.35	53,475.02	12,071.33
1300. PHASE FORWARD INC COM	05/23/2007	08/22/2007	23,584.75	19,311.98	4,272.77
1100. SPARTAN MTRS INC COM	06/22/2007	08/22/2007	16,703.02	22,829.77	-6,126.75
1300. SPARTAN MTRS INC COM	06/21/2007	08/22/2007	19,768.79	28,308.85	-8,540.06
1000. ULTRAPETROL BAHAMAS LTD COM STK					
1900. BJS WHSL CLUB INC COM STK	08/09/2007	08/22/2007	17,479.43	18,720.09	-1,240.66
600. BE AEROSPACE INC COM	08/02/2007	08/23/2007	64,875.26	63,596.42	1,278.84
1200. BRIGHTPOINT INC COM NEW	11/01/2006	08/23/2007	21,964.16	15,511.50	6,452.66
400. COLDWATER CREEK INC COM	06/18/2007	08/23/2007	13,395.99	17,328.41	-3,932.42
500. COLDWATER CREEK INC COM	04/04/2007	08/23/2007	6,876.13	8,594.00	-1,717.87
1500. COLDWATER CREEK INC COM	04/04/2007	08/23/2007	8,744.56	10,742.50	-1,997.94
400. FOSSIL INC COM	04/04/2007	08/23/2007	25,766.60	32,227.50	-6,460.90
200. GENESEE & WYO INC CL A CL	06/13/2007	08/23/2007	13,481.27	11,964.48	1,516.79
300. INFINITY PPTY & CAS CORP	03/07/2007	08/23/2007	5,227.99	4,899.06	328.93
1800. PERRIGO CO COM	03/01/2007	08/23/2007	12,321.05	13,848.35	-1,527.30
1300. PHASE FORWARD INC COM	05/14/2007	08/23/2007	36,666.15	35,740.08	926.07
1100. SPARTAN MTRS INC COM	02/23/2007	08/23/2007	23,349.46	18,247.54	5,101.92
Totals	06/22/2007	08/23/2007	16,946.34	22,543.55	-5,597.21

JOYCE FOUNDATION FRIESS ASSOCIATES 26-27569
 Schedule D Detail of Short-term Capital Gains and Losses

Description	Date		Gross Sales Price	Cost or Other Basis		Short-term Gain/Loss
	Acquired	Sold				
3400. BJS WHSL CLUB INC COM STK	08/02/2007	08/24/2007	115,830.78	113,650.76	2,180.02	
500. BE AEROSPACE INC COM	11/06/2006	08/24/2007	18,163.12	12,730.05	5,433.07	
1400. BE AEROSPACE INC COM	11/01/2006	08/24/2007	50,602.22	36,193.50	14,408.72	
800. BE AEROSPACE INC COM	11/06/2006	08/24/2007	29,122.67	20,368.08	8,754.59	
1800. BRIGHTPOINT INC COM NEW	06/18/2007	08/24/2007	20,209.72	25,952.42	-5,742.70	
1800. COLDWATER CREEK INC COM	04/04/2007	08/24/2007	30,857.82	38,673.00	-7,815.18	
1300. MICROSEMI CORP COM	02/22/2007	08/24/2007	31,378.52	25,449.06	5,929.46	
1800. NU SKIN ENTERPRISES INC CL	06/04/2007	08/24/2007	26,421.43	31,403.00	-4,981.57	
4200. PERRIGO CO COM	05/14/2007	08/24/2007	85,595.94	82,903.52	2,692.42	
3100. PHASE FORWARD INC COM	03/09/2007	08/24/2007	56,421.30	43,141.78	13,279.52	
1400. SPARTAN MTRS INC COM	06/22/2007	08/24/2007	20,938.21	28,691.78	-7,753.57	
1400. BJS WHSL CLUB INC COM STK	08/01/2007	08/27/2007	48,576.31	46,572.64	2,003.67	
800. BJS WHSL CLUB INC COM STK	08/03/2007	08/27/2007	27,494.93	26,455.56	1,039.37	
500. BJS WHSL CLUB INC COM STK	08/06/2007	08/27/2007	17,410.23	15,776.26	1,633.97	
800. BE AEROSPACE INC COM	11/06/2006	08/27/2007	30,140.57	20,318.85	9,821.72	
600. COLDWATER CREEK INC COM	04/04/2007	08/27/2007	10,289.60	12,728.32	-2,438.72	
600. COLDWATER CREEK INC COM	04/04/2007	08/27/2007	10,289.60	12,891.00	-2,601.40	
1000. NU SKIN ENTERPRISES INC CL	09/01/2006	08/27/2007	14,786.87	17,347.00	-2,560.13	
2100. PERRIGO CO COM	05/10/2007	08/27/2007	43,178.27	40,893.07	2,285.20	
600. PHASE FORWARD INC COM	02/14/2007	08/27/2007	10,687.99	8,307.30	2,380.69	
400. ULTRAPETROL BAHAMAS LTD COM STK						
1200. BJS WHSL CLUB INC COM STK	10/13/2006	08/27/2007	6,683.33	4,400.00	2,283.33	
900. BE AEROSPACE INC COM	08/09/2007	08/28/2007	41,891.47	37,262.78	4,628.69	
300. BE AEROSPACE INC COM	11/02/2006	08/28/2007	33,445.10	22,740.99	10,704.11	
1300. BRIGHTPOINT INC COM NEW	10/31/2006	08/28/2007	11,097.70	7,588.80	3,508.90	
2600. COLDWATER CREEK INC COM	06/14/2007	08/28/2007	14,557.56	18,579.47	-4,021.91	
1000. COLDWATER CREEK INC COM	04/03/2007	08/28/2007	43,990.02	53,746.16	-9,756.14	
1700. HEALTHEXTRAS INC COM STK	04/03/2007	08/28/2007	16,760.84	20,597.68	-3,836.84	
600. HEXCEL CORP NEW COM	08/28/2007	08/28/2007	49,919.56	50,527.93	-608.37	
1700. NEWPARK RES INC COM PAR	02/26/2007	08/28/2007	12,562.78	11,779.63	783.15	
\$0.01 NEW COM PAR \$0.01 NE	05/07/2007	08/28/2007	8,908.37	13,822.92	-4,914.55	
2000. NU SKIN ENTERPRISES INC CL	06/05/2007	08/28/2007	28,907.95	34,518.06	-5,610.11	
1000. PERRIGO CO COM	05/10/2007	08/28/2007	20,424.88	19,445.50	979.38	
600. PHASE FORWARD INC COM	02/14/2007	08/28/2007	10,522.45	8,307.30	2,215.15	
Totals						

JOYCE FOUNDATION FRIESS ASSOCIATES 26 - 27569
 Schedule D Detail of Short-term Capital Gains and Losses

Description	Date Acquired	Date Sold	Gross Sales Price	Cost or Other Basis	Short-term Gain/Loss
1600. BJS WHSL CLUB INC COM STK	08/09/2007	08/29/2007	56,017.70	46,693.76	9,323.94
800. BE AEROSPACE INC COM	11/02/2006	08/29/2007	29,945.54	20,207.76	9,737.78
3800. BRIGHTPOINT INC COM NEW	06/22/2007	08/29/2007	43,861.20	53,633.98	-9,772.78
1300. COLDWATER CREEK INC COM	03/30/2007	08/29/2007	22,319.87	26,392.60	-4,072.73
2900. COLDWATER CREEK INC COM	04/02/2007	08/29/2007	49,713.35	58,875.08	-9,161.73
700. HEALTHEXTRAS INC COM STK	08/20/2007	08/29/2007	20,345.18	20,528.83	-183.65
1300. HEALTHEXTRAS INC COM STK	08/24/2007	08/29/2007	37,959.15	37,539.81	419.34
600. HEXCEL CORP NEW COM	02/26/2007	08/29/2007	12,630.10	11,689.26	940.84
400. KENEXA CORP COM	11/30/2006	08/29/2007	11,562.50	12,197.44	-634.94
800. MICROSEMI CORP COM	02/22/2007	08/29/2007	19,490.98	15,660.96	3,830.02
900. NEWPARK RES INC COM PAR					
\$0.01 NEW COM PAR \$0.01 NE	05/07/2007	08/29/2007	4,947.04	7,273.80	-2,326.76
300. NEWPARK RES INC COM PAR					
\$0.01 NEW COM PAR \$0.01 NE	05/07/2007	08/29/2007	1,617.51	2,424.60	-807.09
1200. NU SKIN ENTERPRISES INC CL	08/31/2006	08/29/2007	17,364.21	20,530.80	-3,166.59
1000. FERRIGO CO COM	05/10/2007	08/29/2007	20,527.78	19,445.50	1,082.28
1400. PHASE FORWARD INC COM	02/14/2007	08/29/2007	24,622.54	19,364.50	5,258.04
2900. PHASE FORWARD INC COM	03/06/2007	08/29/2007	50,660.77	39,914.18	10,746.59
500. TRUE RELIGION APPAREL INC COM STK	07/19/2007	08/29/2007	8,779.81	10,992.94	-2,213.13
2300. TRUE RELIGION APPAREL INC COM STK	07/16/2007	08/29/2007	41,284.13	52,033.85	-10,749.72
900. TRUE RELIGION APPAREL INC COM STK	07/19/2007	08/29/2007	15,860.27	20,056.45	-4,196.18
1800. ULTRAPETROL BAHAMAS LTD COM STK	10/13/2006	08/29/2007	28,887.39	19,800.00	9,087.39
600. BE AEROSPACE INC COM	11/03/2006	08/30/2007	22,622.11	15,150.94	7,471.17
2800. BRIGHTPOINT INC COM NEW	06/12/2007	08/30/2007	32,823.05	38,955.89	-6,132.84
4200. COLDWATER CREEK INC COM	04/02/2007	08/30/2007	55,611.76	85,226.68	-29,614.92
400. ENGLOBAL CORP COM	07/12/2007	08/30/2007	3,634.02	5,174.84	-1,540.82
1400. HEALTHEXTRAS INC COM STK	08/16/2007	08/30/2007	39,355.21	40,041.26	-686.05
1000. HEALTHEXTRAS INC COM STK	08/16/2007	08/30/2007	28,472.46	28,173.36	299.10
300. KENEXA CORP COM	11/30/2006	08/30/2007	8,457.20	9,148.08	-690.88
2300. MICROSEMI CORP COM	02/22/2007	08/30/2007	56,799.69	45,025.26	11,774.43
Totals					

JOYCE FOUNDATION FRIESS ASSOCIATES 26-27569
 Schedule D Detail of Short-term Capital Gains and Losses

Description	Date Acquired	Date Sold	Gross Sales Price	Cost or Other Basis	Short-term Gain/Loss
1400. NEWPARK RES INC COM PAR					
\$0.01 NEW COM PAR \$0.01 NE	05/08/2007	08/30/2007	7,459.50	11,192.76	-3,733.26
1200. FERRIGO CO COM					
	05/10/2007	08/30/2007	24,642.22	23,278.08	1,364.14
700. PHASE FORWARD INC COM					
	03/08/2007	08/30/2007	12,362.51	9,420.05	2,942.46
500. PHASE FORWARD INC COM					
	03/08/2007	08/30/2007	8,770.91	6,752.62	2,018.29
2200. SIRF TECHNOLOGY HLDGS INC					
	05/21/2007	08/30/2007	35,886.28	49,814.38	-13,928.10
300. TRUE RELIGION APPAREL INC					
COM STK					
	07/19/2007	08/30/2007	5,116.57	6,590.82	-1,474.25
500. TRUE RELIGION APPAREL INC					
COM STK					
	07/19/2007	08/30/2007	8,372.92	10,980.95	-2,608.03
600. ULTRAPETROL BAHAMAS LTD					
COM STK					
	10/13/2006	08/30/2007	10,130.06	6,600.00	3,530.06
1200. BE AEROSPACE INC COM					
	11/03/2006	08/31/2007	46,333.09	30,297.00	16,036.09
1600. BRIGHTPOINT INC COM NEW					
	06/12/2007	08/31/2007	18,672.19	22,176.00	-3,503.81
500. GENTIVA HLTH SVCS INC COM					
	04/05/2007	08/31/2007	10,302.09	10,201.84	100.25
1700. HEALTHEXTRAS INC COM STK					
	08/15/2007	08/31/2007	47,514.95	47,006.11	508.84
600. KENEXA CORP COM					
	11/30/2006	08/31/2007	16,681.78	18,159.60	-1,477.82
1700. NEWPARK RES INC COM PAR					
\$0.01 NEW COM PAR \$0.01 NE	05/08/2007	08/31/2007	9,290.69	13,506.60	-4,215.91
800. FERRIGO CO COM					
	05/07/2007	08/31/2007	16,435.18	15,506.16	929.02
700. PHASE FORWARD INC COM					
	02/27/2007	08/31/2007	12,368.74	9,408.21	2,960.53
1900. SIRF TECHNOLOGY HLDGS INC					
	05/21/2007	08/31/2007	31,885.12	43,021.51	-11,136.39
300. TRUE RELIGION APPAREL INC					
COM STK					
	07/17/2007	08/31/2007	5,047.84	6,579.57	-1,531.73
400. ULTRAPETROL BAHAMAS LTD					
COM STK					
	10/13/2006	08/31/2007	7,051.01	4,400.00	2,651.01
900. APTARGROUP INC COM					
	02/23/2007	09/04/2007	32,616.85	30,103.70	2,513.15
600. BE AEROSPACE INC COM					
	11/03/2006	09/04/2007	23,402.10	15,148.50	8,253.60
1500. BRIGHTPOINT INC COM NEW					
	06/12/2007	09/04/2007	17,797.97	20,785.93	-2,987.96
1100. ENGLOBAL CORP COM					
	07/12/2007	09/04/2007	10,511.10	14,230.81	-3,719.71
700. GENTIVA HLTH SVCS INC COM					
	04/10/2007	09/04/2007	14,358.03	14,051.80	306.23
1300. HEALTHEXTRAS INC COM STK					
	08/15/2007	09/04/2007	36,399.31	35,665.13	734.18
1000. HEXCEL CORP NEW COM					
	02/26/2007	09/04/2007	21,182.47	19,482.10	1,700.37
3600. NEWPARK RES INC COM PAR					
\$0.01 NEW COM PAR \$0.01 NE	05/11/2007	09/04/2007	20,924.31	28,086.12	-7,161.81
Totals					

JOYCE FOUNDATION FRIESS ASSOCIATES 26-27569
 Schedule D Detail of Short-term Capital Gains and Losses

Description	Date Acquired	Date Sold	Gross Sales Price	Cost or Other Basis	Short-term Gain/Loss
200. FERRIGO CO COM	05/07/2007	09/04/2007	4,176.15	3,876.54	299.61
400. PHASE FORWARD INC COM	02/27/2007	09/04/2007	7,228.84	5,376.12	1,852.72
1100. TRUE RELIGION APPAREL INC COM STK	07/17/2007	09/04/2007	18,536.69	24,125.09	-5,588.40
1300. TRUE RELIGION APPAREL INC COM STK	07/20/2007	09/04/2007	21,844.21	28,190.27	-6,346.06
1100. ULTRAPETROL BAHAMAS LTD COM STK	10/13/2006	09/04/2007	19,045.76	12,100.00	6,945.76
900. ULTRAPETROL BAHAMAS LTD COM STK	10/13/2006	09/04/2007	15,598.38	9,900.00	5,698.38
700. APTARGROUP INC COM	03/08/2007	09/05/2007	24,851.01	23,401.38	1,449.63
2300. BRIGHTPOINT INC COM NEW	06/08/2007	09/05/2007	27,496.07	31,800.22	-4,304.15
400. GLOBAL CORP COM	07/09/2007	09/05/2007	3,773.90	5,151.92	-1,378.02
1100. GENTIVA HLTH SVCS INC COM	04/11/2007	09/05/2007	22,210.41	22,000.97	209.44
2400. HEALTHEXTRAS INC COM STK	03/01/2007	09/05/2007	66,666.17	64,930.80	1,735.37
700. ADR O2MICRO INTL LTD SPONSORED ADR	04/30/2007	09/05/2007	10,151.31	7,215.10	2,936.21
1000. FERRIGO CO COM	04/23/2007	09/05/2007	21,174.97	19,291.40	1,883.57
400. PHASE FORWARD INC COM	03/01/2007	09/05/2007	7,030.33	5,361.12	1,669.21
800. RSC HLDGS INC COM	05/22/2007	09/05/2007	15,192.96	17,600.00	-2,407.04
400. SIRF TECHNOLOGY HLDGS INC	05/21/2007	09/05/2007	6,796.45	9,057.16	-2,260.71
1200. SYNAPTICS INC COM	01/09/2007	09/05/2007	51,707.08	37,196.92	14,510.16
2000. TRUE RELIGION APPAREL INC COM STK	07/20/2007	09/05/2007	32,335.30	42,708.63	-10,373.33
900. ULTRAPETROL BAHAMAS LTD COM STK	10/13/2006	09/05/2007	15,529.98	9,900.00	5,629.98
1100. APTARGROUP INC COM	03/08/2007	09/06/2007	38,440.01	36,724.11	1,715.90
3900. ARRIS GROUP INC COM	06/29/2007	09/06/2007	56,391.96	68,893.50	-12,501.54
2500. BRIGHTPOINT INC COM NEW	06/01/2007	09/06/2007	29,988.03	34,407.00	-4,418.97
3900. #REORG/C-COR INC CASH & STK MERGER TO ARRIS GROUP	02/15/2007	09/06/2007	42,271.06	55,448.25	-13,177.19
1200. GLOBAL CORP COM	07/10/2007	09/06/2007	11,525.58	15,282.60	-3,757.02
600. GENTIVA HLTH SVCS INC COM	04/02/2007	09/06/2007	12,152.03	11,968.42	183.61
400. HEALTHEXTRAS INC COM STK	03/01/2007	09/06/2007	11,223.54	10,821.80	401.74
500. MITCHAM INDS INC COM	05/07/2007	09/06/2007	9,402.25	7,767.96	1,634.29
Totals					

JOYCE FOUNDATION FRIESS ASSOCIATES 26-27569
 Schedule D Detail of Short-term Capital Gains and Losses

Description	Date Acquired	Date Sold	Gross Sales Price	Cost or Other Basis	Short-term Gain/Loss
1300. NEWPARK RES INC COM PAR \$0.01 NEW COM PAR \$0.01 NE	05/11/2007	09/06/2007	7,237.24	10,095.91	-2,858.67
1800. PERRIGO CO COM	05/04/2007	09/06/2007	38,313.49	34,670.13	3,643.36
300. PHASE FORWARD INC COM	02/28/2007	09/06/2007	5,136.52	3,969.78	1,166.74
500. RADIANT SYS INC COM	04/11/2007	09/06/2007	7,987.22	6,629.90	1,357.32
4200. SYNAPTICS INC COM	01/08/2007	09/06/2007	183,834.12	125,483.84	58,350.28
900. TRUE RELIGION APPAREL INC COM STK	07/09/2007	09/06/2007	14,626.84	19,017.90	-4,391.06
1200. APTARGROUP INC COM	03/08/2007	09/07/2007	41,156.48	39,978.45	1,178.03
2800. ARRIS GROUP INC COM	06/29/2007	09/07/2007	39,448.59	49,462.00	-10,013.41
2500. BRIGHTPOINT INC COM NEW	06/07/2007	09/07/2007	29,984.53	34,394.92	-4,410.39
1400. #REORG/C-COR INC CASH & STK MERGER TO ARRIS GROUP	02/15/2007	09/07/2007	14,977.67	19,893.25	-4,915.58
800. GLOBAL CORP COM	07/10/2007	09/07/2007	7,270.76	10,149.92	-2,879.16
700. GENTIVA HLTH SVCS INC COM	04/02/2007	09/07/2007	13,793.98	13,940.27	-146.29
700. HEALTHEXTRAS INC COM STK	03/01/2007	09/07/2007	19,107.11	18,938.15	168.96
600. MITCHAM INDS INC COM	05/04/2007	09/07/2007	10,683.49	9,047.31	1,636.18
1100. NEWPARK RES INC COM PAR \$0.01 NEW COM PAR \$0.01 NE	04/24/2007	09/07/2007	6,049.90	8,530.94	-2,481.04
700. PERRIGO CO COM	05/04/2007	09/07/2007	14,857.55	13,481.86	1,375.69
700. PHASE FORWARD INC COM	02/28/2007	09/07/2007	11,892.32	9,262.82	2,629.50
1400. RSC HLDGS INC COM	05/22/2007	09/07/2007	24,391.26	30,800.00	-6,408.74
1200. SYNAPTICS INC COM	12/22/2006	09/07/2007	51,900.28	34,879.64	17,020.64
900. APTARGROUP INC COM	03/01/2007	09/10/2007	30,722.37	29,794.36	928.01
700. BRIGHTPOINT INC COM NEW	06/06/2007	09/10/2007	8,316.92	9,624.02	-1,307.10
1800. BROWN SHOE INC NEW COM	07/17/2007	09/10/2007	35,644.85	45,525.24	-9,880.39
1600. #REORG/C-COR INC CASH & STK MERGER TO ARRIS GROUP	02/14/2007	09/10/2007	16,427.26	22,686.13	-6,258.87
2300. KORN / FERRY INTL COM NEW	08/03/2007	09/10/2007	42,334.07	55,700.94	-13,366.87
1500. NEWPARK RES INC COM PAR \$0.01 NEW COM PAR \$0.01 NE	04/23/2007	09/10/2007	8,336.27	11,477.55	-3,141.28
700. N W PIPE CO COM	08/23/2007	09/10/2007	24,150.33	25,342.19	-1,191.86
1500. PERRIGO CO COM	05/04/2007	09/10/2007	31,671.56	28,889.70	2,781.86
400. PHASE FORWARD INC COM	03/05/2007	09/10/2007	6,767.89	5,052.60	1,715.29
Totals					

JOYCE FOUNDATION FRIESS ASSOCIATES 26-27569
 Schedule D Detail of Short-term Capital Gains and Losses

Description	Date Acquired	Date Sold	Gross Sales Price	Cost or Other Basis	Short-term Gain/Loss
1400. PHASE FORWARD INC COM	03/05/2007	09/10/2007	23,788.01	18,362.12	5,425.89
500. RSC HLDGS INC COM	05/22/2007	09/10/2007	8,663.71	11,000.00	-2,336.29
1300. SYNAPTICS INC COM	12/15/2006	09/10/2007	54,700.43	37,459.36	17,241.07
800. APTARGROUP INC COM	03/01/2007	09/11/2007	27,805.01	26,483.88	1,321.13
3300. ARRIS GROUP INC COM	07/02/2007	09/11/2007	46,130.32	58,192.32	-12,062.00
2500. BRIGHTPOINT INC COM NEW	06/06/2007	09/11/2007	31,013.52	34,359.35	-3,345.83
2200. BROWN SHOE INC NEW COM	07/09/2007	09/11/2007	43,620.27	55,206.25	-11,585.98
1100. BROWN SHOE INC NEW COM	07/17/2007	09/11/2007	21,733.13	27,742.70	-6,009.57
1000. #REORG/C-COR INC CASH & STK MERGER TO ARRIS GROUP	02/13/2007	09/11/2007	10,234.14	14,071.02	-3,836.88
300. #REORG/C-COR INC CASH & STK MERGER TO ARRIS GROUP	02/07/2007	09/11/2007	3,134.56	4,213.50	-1,078.94
500. ENGLOBAL CORP COM	07/10/2007	09/11/2007	4,462.38	6,343.70	-1,881.32
100. FORMFACTOR INC COM STK	09/05/2007	09/11/2007	4,470.47	4,620.08	-149.61
1500. KORN / FERRY INTL COM NEW STATE OF INC FROM CA TO DE	08/13/2007	09/11/2007	26,338.54	35,584.02	-9,245.48
4700. KORN / FERRY INTL COM NEW STATE OF INC FROM CA TO DE	08/13/2007	09/11/2007	83,290.24	113,507.31	-30,217.07
300. MITCHAM INDS INC COM	05/03/2007	09/11/2007	5,158.36	4,380.66	777.70
2300. NEWPARK RES INC COM PAR \$0.01 NEW COM PAR \$0.01 NE	04/23/2007	09/11/2007	12,799.99	17,587.36	-4,787.37
200. N W PIPE CO COM	08/23/2007	09/11/2007	6,908.13	7,094.10	-185.97
1600. PERRIGO CO COM	05/04/2007	09/11/2007	33,733.40	30,695.98	3,037.42
1400. RSC HLDGS INC COM	05/22/2007	09/11/2007	24,460.00	30,800.00	-6,340.00
1200. SYNAPTICS INC COM	12/15/2006	09/11/2007	49,245.80	34,041.00	15,204.80
800. APTARGROUP INC COM	03/07/2007	09/12/2007	27,484.93	26,472.88	1,012.05
900. APTARGROUP INC COM	03/07/2007	09/12/2007	31,029.54	29,781.99	1,247.55
3300. ARRIS GROUP INC COM	07/16/2007	09/12/2007	46,434.57	58,039.11	-11,604.54
1200. BRIGHTPOINT INC COM NEW	06/05/2007	09/12/2007	15,218.04	16,362.36	-1,144.32
1100. GENTIVA HLTH SVCS INC COM	03/29/2007	09/12/2007	21,624.78	21,804.60	-179.82
400. HEALTHEXTRAS INC COM STK	03/02/2007	09/12/2007	10,698.51	10,806.44	-107.93
400. HEALTHEXTRAS INC COM STK	03/02/2007	09/12/2007	10,683.79	10,806.44	-122.65
1700. KORN / FERRY INTL COM NEW STATE OF INC FROM CA TO DE	08/13/2007	09/12/2007	29,448.30	39,986.98	-10,538.68
800. MITCHAM INDS INC COM	05/02/2007	09/12/2007	13,847.38	11,511.77	2,335.61
Totals					

JOYCE FOUNDATION FRIESS ASSOCIATES 26-27569
 Schedule D Detail of Short-term Capital Gains and Losses

Description	Date Acquired	Date Sold	Gross Sales Price	Cost or Other Basis	Short-term Gain/Loss
1200. SYNAPTICS INC COM	12/12/2006	09/12/2007	52,459.47	33,509.10	18,950.37
2000. SYNAPTICS INC COM	12/18/2006	09/12/2007	88,269.64	56,252.45	32,017.19
3800. ARRIS GROUP INC COM	07/16/2007	09/13/2007	53,468.21	66,247.58	-12,779.37
800. GENTIVA HLTH SVCS INC COM	04/20/2007	09/13/2007	15,616.08	15,726.41	-110.33
1600. HEALTHEXTRAS INC COM STK	03/08/2007	09/13/2007	41,544.32	43,102.40	-1,558.08
2200. KORN / FERRY INTL COM NEW					
STATE OF INC FROM CA TO DE	08/07/2007	09/13/2007	37,365.98	51,455.80	-14,089.82
1600. KORN / FERRY INTL COM NEW					
STATE OF INC FROM CA TO DE	08/07/2007	09/13/2007	27,134.62	37,609.75	-10,475.13
1700. SYNAPTICS INC COM	12/12/2006	09/13/2007	75,130.00	47,324.22	27,805.78
400. APTARGROUP INC COM	03/07/2007	09/14/2007	13,628.67	13,236.44	392.23
2300. ARRIS GROUP INC COM	06/27/2007	09/14/2007	32,697.21	39,654.53	-6,957.32
600. BRIGHTPOINT INC COM NEW	06/04/2007	09/14/2007	7,687.62	8,149.62	-462.00
1200. BROWN SHOE INC NEW COM	07/16/2007	09/14/2007	23,736.11	30,096.48	-6,360.37
1700. BROWN SHOE INC NEW COM	07/16/2007	09/14/2007	33,557.14	42,628.52	-9,071.38
1900. #REORG/C-COR INC CASH &					
STK MERGER TO ARRIS GROUP	02/07/2007	09/14/2007	18,544.85	26,670.50	-8,125.65
700. GENTIVA HLTH SVCS INC COM	05/11/2007	09/14/2007	13,338.85	13,675.09	-336.24
2200. HEALTHEXTRAS INC COM STK	03/07/2007	09/14/2007	56,714.91	58,697.80	-1,982.89
4000. HURON CONSULTING GROUP INC					
COM STK	09/06/2007	09/14/2007	256,816.06	252,613.69	4,202.37
3200. KORN / FERRY INTL COM NEW					
STATE OF INC FROM CA TO DE	08/15/2007	09/14/2007	54,197.24	74,332.64	-20,135.40
2600. KORN / FERRY INTL COM NEW					
STATE OF INC FROM CA TO DE	08/15/2007	09/14/2007	44,443.45	60,206.12	-15,762.67
900. KORN / FERRY INTL COM NEW					
STATE OF INC FROM CA TO DE	08/15/2007	09/14/2007	15,264.03	20,840.58	-5,576.55
1700. KORN / FERRY INTL COM NEW					
STATE OF INC FROM CA TO DE	08/15/2007	09/14/2007	28,818.97	39,204.58	-10,385.61
400. N W PIPE CO COM	08/20/2007	09/14/2007	14,257.22	14,139.56	117.66
1500. PERRIGO CO COM	04/24/2007	09/14/2007	32,087.50	28,752.66	3,334.84
2300. ARRIS GROUP INC COM	06/27/2007	09/17/2007	31,173.95	39,651.33	-8,477.38
1500. BROWN SHOE INC NEW COM	07/16/2007	09/17/2007	29,418.29	37,601.26	-8,182.97
1600. #REORG/C-COR INC CASH &					
STK MERGER TO ARRIS GROUP	02/08/2007	09/17/2007	15,571.12	22,439.26	-6,868.14
Totals					

JOYCE FOUNDATION FRIESS ASSOCIATES 26-27569
 Schedule D Detail of Short-term Capital Gains and Losses

Description	Date Acquired	Date Sold	Gross Sales Price	Cost or Other Basis	Short-term Gain/Loss
3400. KORN / FERRY INTL COM NEW					
STATE OF INC FROM CA TO DE	08/16/2007	09/17/2007	58,023.84	77,451.96	-19,428.12
300. N W PIPE CO COM	08/21/2007	09/17/2007	10,560.61	10,598.52	-37.91
1600. APTARGROUP INC COM	03/07/2007	09/18/2007	55,170.83	52,774.61	2,396.22
3400. ARRIS GROUP INC COM	06/21/2007	09/18/2007	47,437.43	58,592.54	-11,155.11
1200. BROWN SHOE INC NEW COM	07/11/2007	09/18/2007	24,824.97	30,017.88	-5,192.91
1800. BROWN SHOE INC NEW COM	07/19/2007	09/18/2007	36,978.27	44,648.42	-7,670.15
1200. BROWN SHOE INC NEW COM	07/11/2007	09/18/2007	24,730.30	30,017.88	-5,287.58
5300. #REORG/C-COR INC CASH &					
STK MERGER TO ARRIS GROUP	08/17/2007	09/18/2007	52,261.43	73,978.13	-21,716.7
1500. GENTIVA HLTH SVCS INC COM	05/14/2007	09/18/2007	28,774.20	29,199.66	-425.46
4100. KORN / FERRY INTL COM NEW					
STATE OF INC FROM CA TO DE	08/16/2007	09/18/2007	70,106.05	90,734.44	-20,628.39
3600. NEWPARK RES INC COM PAR					
\$0.01 NEW COM PAR \$0.01 NE	04/17/2007	09/18/2007	19,404.78	27,507.62	-8,102.84
600. N W PIPE CO COM	08/28/2007	09/18/2007	22,016.60	21,171.44	845.16
400. RSC HLDGS INC COM	05/22/2007	09/18/2007	6,350.06	8,800.00	-2,449.94
3900. ROFIN SINAR TECHNOLOGIES INC COM					
INC COM	03/16/2007	09/18/2007	265,605.43	239,029.66	26,575.77
1200. APTARGROUP INC COM	02/27/2007	09/19/2007	43,130.45	39,572.40	3,558.05
4100. ARRIS GROUP INC COM	06/22/2007	09/19/2007	59,826.69	70,601.50	-10,774.81
300. BROWN SHOE INC NEW COM	07/18/2007	09/19/2007	6,625.96	7,412.85	-786.89
2500. BROWN SHOE INC NEW COM	07/19/2007	09/19/2007	55,224.40	61,787.53	-6,563.13
900. GENTIVA HLTH SVCS INC COM	05/14/2007	09/19/2007	17,431.92	17,459.50	-27.58
2700. NEWPARK RES INC COM PAR					
\$0.01 NEW COM PAR \$0.01 NE	04/20/2007	09/19/2007	14,761.21	20,596.06	-5,834.85
700. N W PIPE CO COM	08/17/2007	09/19/2007	26,046.04	24,495.11	1,550.93
17100. ZORAN CORP COM	07/10/2007	09/19/2007	342,704.39	353,906.92	-11,202.53
1100. APTARGROUP INC COM	02/27/2007	09/20/2007	39,426.36	36,274.70	3,151.66
600. ARRIS GROUP INC COM	06/22/2007	09/20/2007	8,609.86	10,331.52	-1,721.66
1700. ARRIS GROUP INC COM	07/06/2007	09/20/2007	24,392.75	29,224.40	-4,831.65
2700. BROWN SHOE INC NEW COM	07/20/2007	09/20/2007	59,303.78	66,656.61	-7,352.83
300. BROWN SHOE INC NEW COM	07/20/2007	09/20/2007	6,517.40	7,324.29	-806.89
300. #REORG/C-COR INC CASH &					
STK MERGER TO ARRIS GROUP	02/12/2007	09/20/2007	2,937.22	4,124.01	-1,186.79
Totals					

JOYCE FOUNDATION FRIESS ASSOCIATES 26-27569
 Schedule D Detail of Short-term Capital Gains and Losses

Description	Date Acquired	Date Sold	Gross Sales Price	Cost or Other Basis	Short-term Gain/Loss
600. GENTIVA HLTH SVCS INC COM	05/10/2007	09/20/2007	11,608.74	11,620.56	-11.82
500. MONRO MUFFLER BRAKE INC	09/19/2007	09/20/2007	17,081.58	18,289.25	-1,207.67
1400. NEWPARK RES INC COM PAR					
\$0.01 NEW COM PAR \$0.01 NE	04/10/2007	09/20/2007	7,589.84	10,619.00	-3,029.16
600. OMNITURE INC COM STK	06/21/2007	09/20/2007	17,108.67	11,914.42	5,194.25
900. ZORAN CORP COM	06/29/2007	09/20/2007	18,020.78	18,105.21	-84.43
2000. ZUMIEZ INC COM	05/08/2007	09/20/2007	98,108.69	82,449.00	15,659.69
2900. ARRIS GROUP INC COM	07/05/2007	09/21/2007	41,560.42	49,439.59	-7,879.17
200. BROWN SHOE INC NEW COM	07/23/2007	09/21/2007	4,340.73	4,846.14	-505.41
900. BROWN SHOE INC NEW COM	07/23/2007	09/21/2007	19,624.19	21,807.63	-2,183.44
1700. BROWN SHOE INC NEW COM	07/23/2007	09/21/2007	36,797.12	41,247.27	-4,450.15
1000. #REORG/C-COR INC CASH &					
STK MERGER TO ARRIS GROUP	02/12/2007	09/21/2007	9,914.94	13,667.30	-3,752.36
1100. GENTIVA HLTH SVCS INC COM	04/12/2007	09/21/2007	21,287.42	21,279.61	7.81
500. GENTIVA HLTH SVCS INC COM	04/13/2007	09/21/2007	9,691.85	9,652.70	39.15
3800. NEWPARK RES INC COM PAR					
\$0.01 NEW COM PAR \$0.01 NE	04/19/2007	09/21/2007	20,700.94	28,696.24	-7,995.30
300. OMNITURE INC COM STK	06/13/2007	09/21/2007	8,657.86	5,730.09	2,927.77
300. OMNITURE INC COM STK	06/13/2007	09/21/2007	8,590.63	5,730.09	2,860.54
400. PERFICIENT INC COM STK	05/22/2007	09/21/2007	9,129.22	8,229.16	900.06
3000. PERFICIENT INC COM STK	06/22/2007	09/21/2007	68,701.94	62,021.00	6,680.94
700. ZORAN CORP COM	08/09/2007	09/21/2007	13,981.72	11,978.28	2,003.44
900. ZUMIEZ INC COM	05/08/2007	09/21/2007	43,400.93	36,479.36	6,921.57
1000. ZUMIEZ INC COM	01/10/2007	09/21/2007	47,674.07	34,997.60	12,676.47
300. ARRIS GROUP INC COM	06/26/2007	09/24/2007	3,919.07	5,038.86	-1,119.79
5400. ARRIS GROUP INC COM	06/26/2007	09/24/2007	70,312.32	90,699.48	-20,387.16
1000. BROWN SHOE INC NEW COM	07/23/2007	09/24/2007	21,011.37	24,230.70	-3,219.33
600. BROWN SHOE INC NEW COM	07/23/2007	09/24/2007	12,720.34	14,538.42	-1,818.08
900. #REORG/C-COR INC CASH &					
STK MERGER TO ARRIS GROUP	02/12/2007	09/24/2007	11,135.43	12,193.53	-1,058.10
7300. #REORG/C-COR INC CASH &					
STK MERGER TO ARRIS GROUP	08/20/2007	09/24/2007	89,411.21	98,428.03	-9,016.82
4600. #REORG/C-COR INC CASH &					
STK MERGER TO ARRIS GROUP	02/05/2007	09/24/2007	57,290.74	61,204.66	-3,913.92
700. GENTIVA HLTH SVCS INC COM	04/19/2007	09/24/2007	13,510.28	13,508.86	1.42
Totals					

JOYCE FOUNDATION FRIESS ASSOCIATES 26 - 27569
 Schedule D Detail of Short-term Capital Gains and Losses

Description	Date Acquired	Date Sold	Gross Sales Price	Cost or Other Basis	Short-term Gain/Loss
600. NEWPARK RES INC COM PAR					
\$0.01 NEW COM PAR \$0.01 NE	04/19/2007	09/24/2007	3,293.94	4,524.96	-1,231.02
1500. PERFICIENT INC COM STK	06/22/2007	09/24/2007	34,396.27	30,823.77	3,572.50
1500. ZORAN CORP COM	08/09/2007	09/24/2007	30,118.03	23,864.70	6,253.33
2300. ZUMIEZ INC COM	01/26/2007	09/24/2007	106,361.87	77,151.86	29,210.01
300. GENTIVA HLTH SVCS INC COM	05/07/2007	09/25/2007	5,710.41	5,758.40	-47.99
300. GENTIVA HLTH SVCS INC COM	04/19/2007	09/25/2007	5,764.41	5,784.24	-19.83
1400. NEWPARK RES INC COM PAR					
\$0.01 NEW COM PAR \$0.01 NE	04/19/2007	09/25/2007	7,582.28	10,549.46	-2,967.18
1900. PERFICIENT INC COM STK	06/21/2007	09/25/2007	42,478.97	38,884.88	3,594.09
700. ZORAN CORP COM	08/09/2007	09/25/2007	14,106.81	11,136.86	2,969.95
2000. ZUMIEZ INC COM	01/26/2007	09/25/2007	92,368.58	66,038.00	26,330.58
1700. ZUMIEZ INC COM	01/08/2007	09/25/2007	77,610.78	56,114.08	21,496.70
9900. AECOM TECHNOLOGY CORP					
DELAWARE COM	05/10/2007	09/26/2007	321,242.15	206,564.60	114,677.55
300. GENTIVA HLTH SVCS INC COM	05/08/2007	09/26/2007	5,729.82	5,742.63	-12.81
500. NEWPARK RES INC COM PAR					
\$0.01 NEW COM PAR \$0.01 NE	04/13/2007	09/26/2007	2,682.75	3,763.70	-1,080.95
1800. PERFICIENT INC COM STK	06/20/2007	09/26/2007	40,523.13	36,487.69	4,035.44
1300. ZORAN CORP COM	08/09/2007	09/26/2007	26,615.27	20,682.74	5,932.53
1600. ZUMIEZ INC COM	02/01/2007	09/26/2007	73,580.47	52,723.78	20,856.69
1600. AECOM TECHNOLOGY CORP					
DELAWARE COM	05/09/2007	09/27/2007	54,951.79	32,000.00	22,951.79
400. GENTIVA HLTH SVCS INC COM	05/08/2007	09/27/2007	7,743.88	7,649.24	94.64
1100. NEWPARK RES INC COM PAR					
\$0.01 NEW COM PAR \$0.01 NE	04/13/2007	09/27/2007	5,856.85	8,260.17	-2,403.32
3700. NEWPARK RES INC COM PAR					
\$0.01 NEW COM PAR \$0.01 NE	04/09/2007	09/27/2007	19,674.07	27,233.58	-7,559.51
600. OMNITURE INC COM STK	06/13/2007	09/27/2007	18,060.62	11,425.68	6,634.94
1000. PERFICIENT INC COM STK	06/20/2007	09/27/2007	22,374.75	20,099.12	2,275.63
100. PETROHAWK ENERGY CORP COM	08/06/2007	09/27/2007	1,673.05	1,421.16	251.89
700. RSC HLDGS INC COM	05/22/2007	09/27/2007	11,923.96	15,400.00	-3,476.04
1200. THORATEC CORP	09/21/2007	09/27/2007	25,131.45	24,815.40	316.05
1200. ZUMIEZ INC COM	02/01/2007	09/27/2007	54,615.24	39,393.90	15,221.34
Totals					

JOYCE FOUNDATION FRIESS ASSOCIATES 26-27569
 Schedule D Detail of Short-term Capital Gains and Losses

Description	Date Acquired	Date Sold	Gross Sales Price	Cost or Other Basis	Short-term Gain/Loss
3900. NEWPARK RES INC COM PAR					
\$0.01 NEW COM PAR \$0.01 NE	04/05/2007	09/28/2007	20,927.07	28,596.78	-7,669.71
100. OMNITURE INC COM STK	06/12/2007	09/28/2007	3,032.53	1,815.00	1,217.53
300. PERFICIENT INC COM STK	06/06/2007	09/28/2007	6,609.19	6,004.86	604.33
100. PETROHAWK ENERGY CORP COM	08/06/2007	09/28/2007	1,645.85	1,421.16	224.69
600. ZUMIEZ INC COM	01/05/2007	09/28/2007	27,104.94	19,555.38	7,549.56
500. GENTIVA HLTH SVCS INC COM	05/08/2007	10/01/2007	9,734.50	9,561.46	173.04
800. NTELOS HLDGS CORP COM	03/29/2007	10/01/2007	23,879.39	14,600.00	9,279.39
600. ADR O2MICRO INTL LTD					
SPONSORED ADR					
700. ADR O2MICRO INTL LTD	04/23/2007	10/01/2007	9,556.41	6,153.20	3,403.21
SPONSORED ADR					
400. OMNITURE INC COM STK	04/16/2007	10/01/2007	10,980.87	7,169.61	3,811.26
300. OMNITURE INC COM STK	06/12/2007	10/01/2007	12,138.93	7,260.00	4,878.93
1400. PERFICIENT INC COM STK	06/12/2007	10/01/2007	9,062.86	5,445.00	3,617.86
100. PETROHAWK ENERGY CORP COM	06/19/2007	10/01/2007	31,159.46	27,566.65	3,592.81
100. RSC HLDGS INC COM	08/06/2007	10/01/2007	1,651.10	1,421.16	229.94
3000. THORATEC CORP	05/22/2007	10/01/2007	1,674.17	2,200.00	-525.83
800. THORATEC CORP	05/23/2007	10/01/2007	61,428.25	58,756.66	2,671.59
500. ZUMIEZ INC COM	05/23/2007	10/01/2007	16,700.94	15,478.08	1,222.86
1700. ZUMIEZ INC COM	01/30/2007	10/01/2007	22,590.15	15,798.00	6,792.15
300. AMERN MED SYS HLDGS INC	01/30/2007	10/01/2007	77,401.51	54,012.09	23,389.42
COM STK					
1300. BRIGHTPOINT INC COM NEW	09/21/2007	10/02/2007	5,081.92	5,348.58	-266.66
300. GENTIVA HLTH SVCS INC COM	06/04/2007	10/02/2007	19,801.68	17,427.23	2,374.45
600. GENTIVA HLTH SVCS INC COM	04/30/2007	10/02/2007	5,932.97	5,675.61	257.36
1300. ICONIX BRAND GROUP INC COM	05/04/2007	10/02/2007	11,865.11	11,471.60	393.51
1100. ICONIX BRAND GROUP INC COM	07/27/2007	10/02/2007	30,718.78	26,971.84	3,746.94
1000. NTELOS HLDGS CORP COM	09/21/2007	10/02/2007	26,031.10	24,491.71	1,539.39
2000. ADR O2MICRO INTL LTD	03/29/2007	10/02/2007	29,954.54	18,250.00	11,704.54
SPONSORED ADR					
100. OMNITURE INC COM STK	05/01/2007	10/02/2007	31,031.12	20,437.15	10,593.97
600. OMNITURE INC COM STK	06/12/2007	10/02/2007	3,080.83	1,815.00	1,265.83
1200. PERFICIENT INC COM STK	06/12/2007	10/02/2007	18,390.01	10,890.00	7,500.01
200. PERFICIENT INC COM STK	06/19/2007	10/02/2007	27,070.26	23,114.52	3,955.74
Totals	06/19/2007	10/02/2007	4,501.93	3,851.49	650.44

JOYCE FOUNDATION FRIESS ASSOCIATES 26-27569
 Schedule D Detail of Short-term Capital Gains and Losses

Description	Date Acquired	Date Sold	Gross Sales Price	Cost or Other Basis	Short-term Gain/Loss
100. PETROHAWK ENERGY CORP COM	08/06/2007	10/02/2007	1,661.10	1,421.16	239.94
200. RSC HLDGS INC COM	05/22/2007	10/02/2007	3,396.42	4,400.00	-1,003.58
300. AMERN MED SYS HLDGS INC COM STK	09/21/2007	10/03/2007	4,934.92	5,348.58	-413.66
500. AMERN MED SYS HLDGS INC COM STK	09/21/2007	10/03/2007	8,274.82	8,914.30	-639.48
3700. CHORDIANT SOFTWARE INC COM NEW COM NEW	05/07/2007	10/03/2007	57,147.47	49,220.24	7,927.23
1000. COMSCORE INC COM	09/26/2007	10/03/2007	32,281.80	26,638.91	5,642.89
500. GENTIVA HLTH SVCS INC COM	05/01/2007	10/03/2007	9,696.65	9,405.11	291.54
1800. ICONIX BRAND GROUP INC COM	07/26/2007	10/03/2007	42,298.27	36,875.47	5,422.80
700. MEDICIS PHARMACEUTICAL CORP CL A NEW	10/01/2007	10/03/2007	22,234.87	21,509.77	725.10
700. NTELOS HLDGS CORP COM	03/29/2007	10/03/2007	20,448.29	12,775.00	7,673.29
900. ADR O2MICRO INTL LTD SPONSORED ADR	05/01/2007	10/03/2007	13,818.38	9,132.14	4,686.24
100. OMNITURE INC COM STK	06/12/2007	10/03/2007	3,219.05	1,815.00	1,404.05
1600. PERFICIENT INC COM STK	06/11/2007	10/03/2007	36,751.11	30,634.08	6,117.03
600. PETROHAWK ENERGY CORP COM	08/06/2007	10/03/2007	10,094.90	8,526.96	1,567.94
500. PHOENIX TECHNOLOGIES LTD	10/01/2007	10/03/2007	5,008.07	5,146.60	-138.53
500. THORATEC CORP	03/16/2007	10/03/2007	10,407.94	9,625.60	782.34
3100. CHORDIANT SOFTWARE INC COM NEW COM NEW	05/01/2007	10/04/2007	49,296.06	40,425.63	8,870.43
200. GENTIVA HLTH SVCS INC COM	05/01/2007	10/04/2007	3,909.66	3,747.58	162.08
1300. ICONIX BRAND GROUP INC COM	05/08/2007	10/04/2007	30,550.57	26,562.25	3,988.32
2500. MEDICIS PHARMACEUTICAL CORP CL A NEW	09/28/2007	10/04/2007	76,124.83	75,216.81	908.02
1300. MEDICIS PHARMACEUTICAL CORP CL A NEW	09/20/2007	10/04/2007	40,149.23	38,814.62	1,334.61
2600. MENTOR GRAPHICS CORP COM	09/17/2007	10/04/2007	40,087.74	35,187.44	4,900.30
1500. MENTOR GRAPHICS CORP COM	09/20/2007	10/04/2007	23,246.34	21,845.98	1,400.36
2200. NTELOS HLDGS CORP COM	03/29/2007	10/04/2007	64,261.23	40,150.00	24,111.23
1700. ADR O2MICRO INTL LTD SPONSORED ADR	05/18/2007	10/04/2007	26,479.81	17,127.77	9,352.04
Totals					

JOYCE FOUNDATION FRIESS ASSOCIATES 26-27569
 Schedule D Detail of Short-term Capital Gains and Losses

Description	Date Acquired	Date Sold	Gross Sales Price	Cost or Other Basis	Short-term Gain/Loss
600. ADR O2MICRO INTL LTD					
SPONSORED ADR	05/18/2007	10/04/2007	9,193.71	6,078.81	3,114.90
600. PERFICIENT INC COM STK	06/12/2007	10/04/2007	14,026.16	11,465.28	2,560.88
600. PERFICIENT INC COM STK	06/12/2007	10/04/2007	13,995.56	11,465.04	2,530.52
500. PHOENIX TECHNOLOGIES LTD	10/01/2007	10/04/2007	4,731.82	5,146.60	-414.78
200. ASTA FDG INC COM	05/04/2007	10/05/2007	7,584.30	8,840.38	-1,256.08
2300. CHORDIANT SOFTWARE INC COM					
NEW COM NEW	04/27/2007	10/05/2007	36,514.69	29,749.06	6,765.63
500. CHORDIANT SOFTWARE INC COM					
NEW COM NEW	05/01/2007	10/05/2007	7,948.42	6,492.24	1,456.18
1400. ICONIX BRAND GROUP INC COM	05/10/2007	10/05/2007	33,182.01	28,536.48	4,645.53
1300. ICONIX BRAND GROUP INC COM	05/10/2007	10/05/2007	30,729.70	26,490.12	4,239.58
700. IMMUCOR INC COM STK	08/14/2007	10/05/2007	27,133.75	22,425.13	4,708.62
1200. MEDICIS PHARMACEUTICAL					
CORP CL A NEW	09/20/2007	10/05/2007	36,045.04	35,828.88	216.16
4000. MENTOR GRAPHICS CORP COM	08/15/2007	10/05/2007	62,453.04	49,728.07	12,724.97
700. NTELOS HLDGS CORP COM	03/29/2007	10/05/2007	20,918.61	12,775.00	8,143.61
1200. PERFICIENT INC COM STK	06/12/2007	10/05/2007	28,838.79	22,905.73	5,933.06
1700. PHOENIX TECHNOLOGIES LTD	10/02/2007	10/05/2007	14,655.30	17,495.12	-2,839.82
2800. RSC HLDGS INC COM	05/22/2007	10/05/2007	46,527.16	61,600.00	-15,072.84
600. THORATEC CORP	03/16/2007	10/05/2007	12,646.12	11,450.74	1,195.38
400. ANSOFT CORP COM	09/18/2007	10/08/2007	13,176.99	12,927.42	249.57
1000. CHORDIANT SOFTWARE INC COM					
NEW COM NEW	08/09/2007	10/08/2007	15,900.65	12,665.88	3,234.77
2000. CORINTHIAN COLLEGES INC					
COM STK	09/20/2007	10/08/2007	32,972.89	30,945.22	2,027.67
900. ICONIX BRAND GROUP INC COM	05/07/2007	10/08/2007	21,001.62	18,338.85	2,662.77
1600. MEDICIS PHARMACEUTICAL					
CORP CL A NEW	09/26/2007	10/08/2007	47,083.27	47,270.55	-187.28
1200. MEDICIS PHARMACEUTICAL					
CORP CL A NEW	09/20/2007	10/08/2007	35,351.45	35,782.68	-431.23
1200. MENTOR GRAPHICS CORP COM	08/16/2007	10/08/2007	18,777.91	14,856.24	3,921.67
400. NTELOS HLDGS CORP COM	03/29/2007	10/08/2007	11,795.65	7,300.00	4,495.65
300. NTELOS HLDGS CORP COM	03/29/2007	10/08/2007	8,810.86	5,475.00	3,335.86
1500. PERFICIENT INC COM STK	06/15/2007	10/08/2007	36,582.18	28,330.66	8,251.52
Totals					

JOYCE FOUNDATION FRIESS ASSOCIATES 26-27569
 Schedule D Detail of Short-term Capital Gains and Losses

Description	Date Acquired	Date Sold	Gross Sales Price	Cost or Other Basis	Short-term Gain/Loss
900. PHOENIX TECHNOLOGIES LTD	10/02/2007	10/08/2007	7,815.84	9,207.68	-1,391.84
600. SKECHERS U S A INC CL A CL					
A ISIN #US8305661055	10/02/2007	10/08/2007	14,036.42	13,906.08	130.34
1700. SKECHERS U S A INC CL A CL					
A ISIN #US8305661055	10/02/2007	10/08/2007	38,848.48	38,896.29	-47.81
300. THORATEC CORP	03/01/2007	10/08/2007	6,298.64	5,717.70	580.94
500. ANSOFT CORP COM	09/17/2007	10/09/2007	16,476.29	15,800.87	675.42
1100. CHORDIANT SOFTWARE INC COM					
NEW COM NEW	08/09/2007	10/09/2007	17,687.28	13,872.21	3,815.07
1400. CORINTHIAN COLLEGES INC					
COM STK	09/18/2007	10/09/2007	23,052.46	21,419.12	1,633.34
2200. HEXCEL CORP NEW COM	09/21/2007	10/09/2007	50,820.54	45,302.42	5,518.12
800. ICONIX BRAND GROUP INC COM	05/07/2007	10/09/2007	18,437.39	16,301.20	2,136.19
1300. IMMUCOR INC COM STK	08/14/2007	10/09/2007	49,992.94	41,484.06	8,508.88
900. MEDICIS PHARMACEUTICAL					
CORP CL A NEW	09/21/2007	10/09/2007	26,908.86	26,374.05	534.81
600. MEDICIS PHARMACEUTICAL					
CORP CL A NEW	09/21/2007	10/09/2007	17,882.66	17,582.70	299.96
1000. MENTOR GRAPHICS CORP COM	08/16/2007	10/09/2007	15,855.05	12,269.77	3,585.28
2800. NOVATEL WIRELESS INC COM	09/21/2007	10/09/2007	74,774.25	64,714.92	10,059.33
1600. NTELOS HLDGS CORP COM	03/29/2007	10/09/2007	47,073.03	29,200.00	17,873.03
1400. PERFICIENT INC COM STK	06/18/2007	10/09/2007	30,578.75	26,247.46	4,331.29
800. PERFICIENT INC COM STK	06/13/2007	10/09/2007	18,707.95	14,960.80	3,747.15
2100. SKECHERS U S A INC CL A CL					
A ISIN #US8305661055	09/24/2007	10/09/2007	45,150.98	47,419.16	-2,268.18
600. SKECHERS U S A INC CL A CL					
A ISIN #US8305661055	09/24/2007	10/09/2007	13,303.47	13,312.02	-8.55
1000. THORATEC CORP	03/14/2007	10/09/2007	20,947.47	18,915.47	2,032.00
300. STEALTHGAS INC COM STK	07/17/2007	10/09/2007	5,196.61	5,400.00	-203.39
100. ASTA FDG INC COM	09/21/2007	10/10/2007	3,901.45	3,796.92	104.53
1100. CHORDIANT SOFTWARE INC COM					
NEW COM NEW	08/09/2007	10/10/2007	18,200.32	13,872.21	4,328.11
1800. CORINTHIAN COLLEGES INC					
COM STK	09/14/2007	10/10/2007	29,471.84	27,049.32	2,422.52
900. HEXCEL CORP NEW COM	02/02/2007	10/10/2007	20,380.90	17,247.78	3,133.12
Totals					

JOYCE FOUNDATION FRIESS ASSOCIATES 26-27569
 Schedule D Detail of Short-term Capital Gains and Losses

Description	Date Acquired	Date Sold	Gross Sales Price	Cost or Other Basis	Short-term Gain/Loss
1800. HEXCEL CORP NEW COM	02/26/2007	10/10/2007	41,019.03	34,717.01	6,302.02
700. ICONIX BRAND GROUP INC COM	05/07/2007	10/10/2007	16,125.23	14,263.55	1,861.68
1900. IMMUCOR INC COM STK	07/31/2007	10/10/2007	73,070.98	59,710.16	13,360.82
1400. MEDICIS PHARMACEUTICAL CORP CL A NEW	09/21/2007	10/10/2007	41,154.60	41,026.30	128.30
500. MENTOR GRAPHICS CORP COM	08/16/2007	10/10/2007	7,668.08	6,075.35	1,592.73
3500. MENTOR GRAPHICS CORP COM	08/20/2007	10/10/2007	54,296.06	42,505.13	11,790.93
3000. NOVATEL WIRELESS INC COM	08/22/2007	10/10/2007	78,542.69	66,137.56	12,405.13
1200. NTELOS HLDGS CORP COM	03/29/2007	10/10/2007	35,732.09	21,900.00	13,832.09
900. RSC HLDGS INC COM	05/22/2007	10/10/2007	15,128.40	19,800.00	-4,671.60
1300. SKECHERS U S A INC CL A CL A ISIN #US8305661055	09/24/2007	10/10/2007	27,501.72	28,479.11	-977.39
600. THORATEC CORP	03/07/2007	10/10/2007	12,557.32	11,309.64	1,247.68
600. STEALTHGAS INC COM STK	07/17/2007	10/10/2007	10,253.54	10,800.00	-546.46
600. STEALTHGAS INC COM STK	07/17/2007	10/10/2007	10,250.84	10,800.00	-549.16
300. ANSOFT CORP COM	09/14/2007	10/11/2007	9,974.84	9,403.07	571.77
2300. ADR CHINA DIGITAL TV HLDG CO LTD SPONSORED ADR	10/04/2007	10/11/2007	99,502.91	36,800.00	62,702.91
1300. CHORDIANT SOFTWARE INC COM NEW COM NEW	08/09/2007	10/11/2007	20,705.30	16,394.43	4,310.87
1900. CORINTHIAN COLLEGES INC COM STK	09/14/2007	10/11/2007	30,617.27	28,443.05	2,174.22
300. FORWARD AIR CORP COM	06/01/2007	10/11/2007	8,329.37	10,517.46	-2,188.09
400. FORWARD AIR CORP COM	07/30/2007	10/11/2007	11,117.94	13,968.10	-2,850.16
1500. HEXCEL CORP NEW COM	02/07/2007	10/11/2007	33,545.93	28,722.86	4,823.07
1500. ICONIX BRAND GROUP INC COM	05/07/2007	10/11/2007	33,079.74	30,564.75	2,514.99
1200. ICONIX BRAND GROUP INC COM	05/07/2007	10/11/2007	26,870.34	24,288.55	2,581.79
1000. MEDICIS PHARMACEUTICAL CORP CL A NEW	09/21/2007	10/11/2007	28,559.26	29,304.50	-745.24
1600. MENTOR GRAPHICS CORP COM	08/20/2007	10/11/2007	24,865.69	19,262.56	5,603.13
300. NETGEAR INC COM	08/09/2007	10/11/2007	9,557.85	9,628.41	-70.56
1500. NETGEAR INC COM	08/09/2007	10/11/2007	49,711.93	48,142.05	1,569.88
1900. NOVATEL WIRELESS INC COM	08/02/2007	10/11/2007	49,962.20	41,206.44	8,755.76
3100. SKECHERS U S A INC CL A CL A ISIN #US8305661055	09/25/2007	10/11/2007	65,368.38	67,572.47	-2,204.09
Totals					

JOYCE FOUNDATION FRIESS ASSOCIATES 26-27569
 Schedule D Detail of Short-term Capital Gains and Losses

Description	Date Acquired	Date Sold	Gross Sales Price	Cost or Other Basis	Short-term Gain/Loss
200. STEALTHGAS INC COM STK	07/17/2007	10/11/2007	3,396.06	3,600.00	-203.94
400. ANSOFT CORP COM	09/14/2007	10/12/2007	13,106.71	12,480.10	626.61
800. CHORDIANT SOFTWARE INC COM					
NEW COM NEW	08/09/2007	10/12/2007	12,354.29	10,088.88	2,265.41
2000. CORINTHIAN COLLEGES INC					
COM STK	09/13/2007	10/12/2007	32,024.50	29,409.44	2,615.06
400. FORWARD AIR CORP COM	07/30/2007	10/12/2007	10,917.67	13,855.76	-2,938.09
400. FORWARD AIR CORP COM	06/20/2007	10/12/2007	10,905.83	13,937.12	-3,031.29
1200. HEXCEL CORP NEW COM	02/06/2007	10/12/2007	26,937.30	22,927.44	4,009.86
2900. ICONIX BRAND GROUP INC COM	05/04/2007	10/12/2007	64,821.25	58,024.46	6,796.79
700. IMMUCOR INC COM STK	08/01/2007	10/12/2007	26,928.23	21,965.40	4,962.83
500. INTERFACE INC CL A	07/27/2007	10/12/2007	9,747.90	9,660.55	87.35
3000. MEDICIS PHARMACEUTICAL					
CORP CL A NEW	09/25/2007	10/12/2007	83,312.62	87,519.44	-4,206.82
2100. NETGEAR INC COM	09/21/2007	10/12/2007	68,732.57	63,807.65	4,924.92
1100. NETGEAR INC COM	09/21/2007	10/12/2007	36,062.50	31,108.87	4,953.63
500. NOVATEL WIRELESS INC COM	08/08/2007	10/12/2007	13,229.79	10,695.15	2,534.64
2300. NOVATEL WIRELESS INC COM	08/08/2007	10/12/2007	60,735.16	49,410.12	11,325.04
700. NTELOS HLDGS CORP COM	03/29/2007	10/12/2007	20,495.61	12,775.00	7,720.61
900. SKECHERS U S A INC CL A CL					
A ISIN #US8305661055	09/25/2007	10/12/2007	18,737.89	18,928.53	-190.64
800. THORATEC CORP	03/08/2007	10/12/2007	16,910.94	15,079.36	1,831.58
400. X-RITE INC COM	06/15/2007	10/12/2007	6,283.82	6,036.00	247.82
300. STEALTHGAS INC COM STK	07/17/2007	10/12/2007	5,037.46	5,400.00	-362.54
300. ANSOFT CORP COM	09/07/2007	10/15/2007	9,678.18	9,186.09	492.09
1100. FORWARD AIR CORP COM	06/04/2007	10/15/2007	31,411.22	37,981.44	-6,570.22
700. HEALTHCARE SVCS GROUP INC	07/27/2007	10/15/2007	15,409.98	13,069.64	2,340.34
1300. HEXCEL CORP NEW COM	02/06/2007	10/15/2007	28,621.92	24,777.12	3,844.80
700. ICONIX BRAND GROUP INC COM	12/15/2006	10/15/2007	15,088.75	13,982.71	1,106.04
300. INTERFACE INC CL A	07/27/2007	10/15/2007	5,857.44	5,796.33	61.11
3100. NOVATEL WIRELESS INC COM	08/17/2007	10/15/2007	79,772.31	65,530.28	14,242.03
1800. NTELOS HLDGS CORP COM	03/29/2007	10/15/2007	52,242.03	32,850.00	19,392.03
4000. SIRF TECHNOLOGY HLDGS INC	05/22/2007	10/15/2007	103,388.01	90,115.30	13,272.71
500. SKECHERS U S A INC CL A CL					
A ISIN #US8305661055	09/25/2007	10/15/2007	10,322.44	10,515.85	-193.41
Totals					

JOYCE FOUNDATION FRIESS ASSOCIATES 26-27569
 Schedule D Detail of Short-term Capital Gains and Losses

Description	Date Acquired	Date Sold	Gross Sales Price	Cost or Other Basis	Short-term Gain/Loss
600. SKECHERS U S A INC CL A CL					
A ISIN #US8305661055	09/25/2007	10/15/2007	12,492.58	12,619.02	-126.44
100. STEALTHGAS INC COM STK	07/17/2007	10/15/2007	1,648.48	1,800.00	-151.52
1100. ANSOFT CORP COM	09/07/2007	10/16/2007	35,952.83	33,129.50	2,823.33
2100. CORINTHIAN COLLEGES INC					
COM STK					
900. FORWARD AIR CORP COM	09/06/2007	10/16/2007	33,303.80	30,005.22	3,298.58
900. HEALTHCARE SVCS GROUP INC	06/05/2007	10/16/2007	25,421.10	30,963.54	-5,542.44
1200. HEXCEL CORP NEW COM	07/30/2007	10/16/2007	19,766.39	16,798.41	2,967.98
1200. ICONIX BRAND GROUP INC COM	01/31/2007	10/16/2007	25,901.12	22,860.96	3,040.16
1400. NETGEAR INC COM	12/15/2006	10/16/2007	25,441.65	23,893.71	1,547.9
1000. NOVATEL WIRELESS INC COM	08/02/2007	10/16/2007	43,898.84	39,274.62	4,624.22
4900. SIRF TECHNOLOGY HLDGS INC	08/09/2007	10/16/2007	25,035.41	20,919.40	4,116.01
1200. SKECHERS U S A INC CL A CL	05/22/2007	10/16/2007	127,777.79	109,114.66	18,663.13
A ISIN #US8305661055					
800. SKECHERS U S A INC CL A CL	09/17/2007	10/16/2007	24,501.34	24,947.06	-445.72
A ISIN #US8305661055					
200. X-RITE INC COM	09/25/2007	10/16/2007	16,371.74	16,743.16	-371.42
100. STEALTHGAS INC COM STK	06/15/2007	10/16/2007	2,959.89	3,016.98	-57.09
11800. CORINTHIAN COLLEGES INC	07/17/2007	10/16/2007	1,651.01	1,800.00	-148.99
COM STK					
400. CORINTHIAN COLLEGES INC	09/07/2007	10/17/2007	174,185.38	164,643.82	9,541.56
COM STK					
900. FORWARD AIR CORP COM	08/03/2007	10/17/2007	5,730.23	5,470.76	259.47
2000. HEXCEL CORP NEW COM	06/06/2007	10/17/2007	25,304.28	30,630.15	-5,325.87
500. HEXCEL CORP NEW COM	02/05/2007	10/17/2007	43,886.92	38,062.50	5,824.42
1000. ICONIX BRAND GROUP INC COM	02/05/2007	10/17/2007	11,002.33	9,506.04	1,496.29
3500. NETGEAR INC COM	12/11/2006	10/17/2007	20,328.68	19,706.55	622.13
1100. NOVATEL WIRELESS INC COM	08/07/2007	10/17/2007	112,409.87	97,401.52	15,008.35
5200. OMNIVISION TECHNOLOGIES	08/09/2007	10/17/2007	27,432.80	23,011.34	4,421.46
INC COM					
4200. SIRF TECHNOLOGY HLDGS INC	09/21/2007	10/17/2007	127,769.32	104,030.92	23,738.40
500. SKECHERS U S A INC CL A CL	05/23/2007	10/17/2007	105,919.43	92,970.27	12,949.16
A ISIN #US8305661055					
200. TRANSL INC COM STK	09/17/2007	10/17/2007	10,411.59	10,365.30	46.29
COM STK	10/16/2007	10/17/2007	4,856.22	3,000.00	1,856.22
Totals					

JSA
7F0971 1 000

JOYCE FOUNDATION FRIESS ASSOCIATES 26-27569
 Schedule D Detail of Short-term Capital Gains and Losses

Description	Date Acquired	Date Sold	Gross Sales Price	Cost or Other Basis	Short-term Gain/Loss
300. X-RITE INC COM	06/15/2007	10/17/2007	4,448.21	4,525.47	-77.26
1600. ANSOFT CORP COM	09/10/2007	10/18/2007	50,360.66	47,842.05	2,518.61
6200. CORINTHIAN COLLEGES INC COM STK	08/28/2007	10/18/2007	91,722.63	84,649.87	7,072.76
500. FORWARD AIR CORP COM	06/22/2007	10/18/2007	13,957.93	17,004.18	-3,046.25
500. HEXCEL CORP NEW COM	01/31/2007	10/18/2007	10,824.23	9,494.25	1,329.98
400. ICONIX BRAND GROUP INC COM	12/08/2006	10/18/2007	8,000.11	7,855.32	144.79
300. IMMUCOR INC COM STK	08/01/2007	10/18/2007	11,402.73	9,328.68	2,074.05
800. INTERFACE INC CL A	07/27/2007	10/18/2007	14,922.57	15,456.88	-534.31
200. NETGEAR INC COM	08/03/2007	10/18/2007	6,439.62	5,544.30	895.32
1500. NETGEAR INC COM	08/03/2007	10/18/2007	48,245.71	41,582.25	6,663.46
1700. NOVATEL WIRELESS INC COM	08/09/2007	10/18/2007	42,485.23	35,185.46	7,299.77
4800. OMNIVISION TECHNOLOGIES INC COM	07/19/2007	10/18/2007	114,618.88	91,024.22	23,594.66
3500. SIRF TECHNOLOGY HLDGS INC	09/21/2007	10/18/2007	86,731.12	75,458.56	11,272.56
100. THORATEC CORP	03/09/2007	10/18/2007	2,061.36	1,879.50	181.86
1200. STEALTHGAS INC COM STK	07/17/2007	10/18/2007	20,150.09	21,600.00	-1,449.91
1900. #REORG/ADAMS RESPIRATORY	06/05/2007	10/19/2007	74,483.98	86,322.45	-11,838.47
600. ANSOFT CORP COM	08/29/2007	10/19/2007	18,627.55	17,753.28	874.27
3200. CORINTHIAN COLLEGES INC COM STK	08/24/2007	10/19/2007	47,485.99	43,126.46	4,359.53
500. FORWARD AIR CORP COM	06/22/2007	10/19/2007	13,954.78	16,776.72	-2,821.94
600. FORWARD AIR CORP COM	06/15/2007	10/19/2007	16,674.88	20,039.07	-3,364.19
1200. HEXCEL CORP NEW COM	02/09/2007	10/19/2007	25,410.93	22,722.15	2,688.78
900. ICONIX BRAND GROUP INC COM	12/08/2006	10/19/2007	17,544.42	17,674.47	-130.05
1500. NETGEAR INC COM	08/01/2007	10/19/2007	46,245.94	41,007.15	5,238.79
1500. NETGEAR INC COM	08/03/2007	10/19/2007	47,174.72	41,580.56	5,594.16
1200. NOVATEL WIRELESS INC COM	08/01/2007	10/19/2007	28,975.35	24,754.80	4,220.55
1600. OMNIVISION TECHNOLOGIES INC COM	07/23/2007	10/19/2007	36,829.99	30,210.12	6,619.87
900. THORATEC CORP	03/09/2007	10/19/2007	18,190.16	16,908.86	1,281.30
700. STEALTHGAS INC COM STK	07/17/2007	10/19/2007	11,779.06	12,600.00	-820.94
3800. #REORG/ADAMS RESPIRATORY	06/18/2007	10/22/2007	149,886.42	167,767.41	-17,880.99
400. ANSOFT CORP COM	08/28/2007	10/22/2007	12,395.61	11,750.00	645.61
Totals					

JOYCE FOUNDATION FRIESS ASSOCIATES 26-27569
 Schedule D Detail of Short-term Capital Gains and Losses

Description	Date Acquired	Date Sold	Gross Sales Price	Cost or Other Basis	Short-term Gain/Loss
700. CORINTHIAN COLLEGES INC	08/24/2007	10/22/2007	10,417.59	9,376.50	1,041.09
1300. CORINTHIAN COLLEGES INC					
COM STK	08/24/2007	10/22/2007	19,254.26	17,413.50	1,840.76
1200. FORWARD AIR CORP COM	06/15/2007	10/22/2007	33,543.20	40,071.46	-6,528.26
2700. HEXCEL CORP NEW COM	02/12/2007	10/22/2007	55,242.50	50,927.50	4,315.00
1200. HEXCEL CORP NEW COM	02/09/2007	10/22/2007	24,881.97	22,676.40	2,205.57
1800. ICONIX BRAND GROUP INC COM	12/13/2006	10/22/2007	35,391.95	35,103.52	288.43
900. INTERFACE INC CL A	07/27/2007	10/22/2007	15,663.08	17,388.99	-1,725.91
2300. NETGEAR INC COM	08/01/2007	10/22/2007	69,513.90	62,877.63	6,636.27
1500. NETGEAR INC COM	08/01/2007	10/22/2007	45,395.15	41,007.15	4,388.00
1000. NOVATEL WIRELESS INC COM	08/01/2007	10/22/2007	24,670.22	20,629.00	4,041.22
300. X-RITE INC COM	06/25/2007	10/22/2007	4,321.91	4,525.10	-203.19
1600. #REORG/ADAMS RESPIRATORY	06/14/2007	10/23/2007	63,631.82	67,688.27	-4,056.45
1100. #REORG/ADAMS RESPIRATORY	06/13/2007	10/23/2007	43,732.47	46,203.74	-2,471.27
800. ANSOFT CORP COM	08/28/2007	10/23/2007	24,425.46	23,338.80	1,086.66
1300. CORINTHIAN COLLEGES INC					
COM STK	08/24/2007	10/23/2007	19,557.68	17,413.50	2,144.18
800. FORWARD AIR CORP COM	07/24/2007	10/23/2007	22,276.77	26,660.40	-4,383.63
1500. FORWARD AIR CORP COM	07/25/2007	10/23/2007	41,866.00	50,048.00	-8,182.00
5200. HEXCEL CORP NEW COM	03/01/2007	10/23/2007	120,120.23	97,240.33	22,879.90
900. ICONIX BRAND GROUP INC COM	12/13/2006	10/23/2007	17,663.75	17,415.54	248.21
200. ICONIX BRAND GROUP INC COM	12/13/2006	10/23/2007	3,931.15	3,870.12	61.03
1400. INTERFACE INC CL A	07/27/2007	10/23/2007	23,869.49	27,049.54	-3,180.05
1000. NETGEAR INC COM	08/01/2007	10/23/2007	31,025.12	27,338.10	3,687.02
3100. NETGEAR INC COM	08/06/2007	10/23/2007	96,547.40	84,588.43	11,958.97
400. X-RITE INC COM	06/20/2007	10/23/2007	5,726.83	6,029.96	-303.13
1100. #REORG/ADAMS RESPIRATORY	06/13/2007	10/24/2007	44,142.65	45,967.90	-1,825.25
2000. CORINTHIAN COLLEGES INC					
COM STK	08/24/2007	10/24/2007	29,711.74	26,790.00	2,921.74
700. CORINTHIAN COLLEGES INC					
COM STK	08/24/2007	10/24/2007	10,347.45	9,376.50	970.95
1000. FORWARD AIR CORP COM	07/24/2007	10/24/2007	28,025.57	33,301.75	-5,276.18
700. ICONIX BRAND GROUP INC COM	12/13/2006	10/24/2007	13,358.80	13,545.42	-186.62
1100. INTERFACE INC CL A	07/31/2007	10/24/2007	18,631.62	20,959.45	-2,327.83
Totals					

JOYCE FOUNDATION FRIESS ASSOCIATES 26-27569
 Schedule D Detail of Short-term Capital Gains and Losses

Description	Date Acquired	Date Sold	Gross Sales Price	Cost or Other Basis	Short-term Gain/Loss
1700. NETGEAR INC COM	08/06/2007	10/24/2007	52,678.79	46,236.09	6,442.70
400. NETGEAR INC COM	08/06/2007	10/24/2007	12,396.49	10,879.08	1,517.41
200. THORATEC CORP	03/06/2007	10/24/2007	4,014.07	3,752.36	261.71
400. X-RITE INC COM	07/17/2007	10/24/2007	5,619.47	6,015.40	-395.93
1000. BOLT TECHNOLOGY CORP COM	10/11/2007	10/25/2007	46,412.08	42,715.90	3,696.18
2400. CORINTHIAN COLLEGES INC COM STK	08/24/2007	10/25/2007	36,111.28	32,148.00	3,963.28
2500. FORMFACTOR INC COM STK	09/18/2007	10/25/2007	87,731.15	117,370.29	-29,639.14
700. FORMFACTOR INC COM STK	09/14/2007	10/25/2007	24,576.76	32,326.21	-7,749.45
800. FORMFACTOR INC COM STK	09/17/2007	10/25/2007	28,582.20	36,439.16	-7,856.96
3000. FORMFACTOR INC COM STK	09/26/2007	10/25/2007	106,099.67	137,639.39	-31,539.72
1300. FORWARD AIR CORP COM	06/18/2007	10/25/2007	36,942.31	42,980.99	-6,038.68
1400. ICONIX BRAND GROUP INC COM	12/13/2006	10/25/2007	26,645.23	26,610.36	34.87
600. NETGEAR INC COM	08/06/2007	10/25/2007	19,069.56	16,318.62	2,750.94
900. ULTA SALON COSMETICS & FRAGRANCE INC COMSTK	10/24/2007	10/25/2007	28,432.00	16,200.00	12,232.00
400. ANSOFT CORP COM	08/16/2007	10/26/2007	11,973.65	11,621.04	352.61
1000. AVOCENT CORP COM	09/21/2007	10/26/2007	27,852.77	30,093.36	-2,240.59
600. BOLT TECHNOLOGY CORP COM	10/11/2007	10/26/2007	27,231.24	25,629.54	1,601.70
800. FORMFACTOR INC COM STK	09/17/2007	10/26/2007	27,554.61	36,246.92	-8,692.31
700. FORMFACTOR INC COM STK	08/30/2007	10/26/2007	23,527.61	30,926.46	-7,398.85
800. FORMFACTOR INC COM STK	08/29/2007	10/26/2007	27,007.90	35,082.49	-8,074.59
1400. FORWARD AIR CORP COM	06/19/2007	10/26/2007	40,651.03	46,104.22	-5,453.19
1000. HEALTHCARE SVCS GROUP INC	06/21/2007	10/26/2007	21,992.16	18,654.46	3,337.70
2300. ICONIX BRAND GROUP INC COM	12/07/2006	10/26/2007	44,161.62	43,125.00	1,036.62
5300. ADR NOAH ED HLDGS LTD ADR	10/22/2007	10/26/2007	99,551.02	90,526.15	9,024.87
2200. SMITH & WESSON HLDG CORP	09/05/2007	10/26/2007	45,549.86	46,188.34	-638.48
1700. SPECTRANETICS CORP COM	09/21/2007	10/26/2007	26,604.59	24,126.00	2,478.59
500. X-RITE INC COM	07/17/2007	10/26/2007	7,124.14	7,514.90	-390.76
1000. #REORG/ADAMS RESPIRATORY	06/12/2007	10/29/2007	42,725.74	41,708.60	1,017.14
400. ANSOFT CORP COM	08/16/2007	10/29/2007	11,793.73	11,621.04	172.69
700. AVOCENT CORP COM	07/16/2007	10/29/2007	19,039.63	20,983.41	-1,943.78
1400. CBIZ INC COM	09/21/2007	10/29/2007	12,573.34	10,851.68	1,721.66
400. FORMFACTOR INC COM STK	08/29/2007	10/29/2007	14,238.82	17,445.86	-3,207.04
1400. ICONIX BRAND GROUP INC COM	12/07/2006	10/29/2007	26,768.14	26,250.00	518.14
Totals					

JOYCE FOUNDATION FRIESS ASSOCIATES 26-27569
Schedule D Detail of Short-term Capital Gains and Losses

Description	Date Acquired	Date Sold	Gross Sales Price	Cost or Other Basis	Short-term Gain/Loss
1100. INTERFACE INC CL A	09/21/2007	10/29/2007	20,894.17	19,508.68	1,385.49
2300. INTERFACE INC CL A	09/21/2007	10/29/2007	43,297.75	43,279.09	18.66
1700. SMITH & WESSON HLDG CORP	09/07/2007	10/29/2007	34,172.70	35,408.90	-1,236.20
1100. SPECTRANETICS CORP COM	09/18/2007	10/29/2007	17,350.58	15,491.41	1,859.17
1400. THORATEC CORP	05/11/2007	10/29/2007	28,461.56	25,888.80	2,572.76
1200. THORATEC CORP	05/11/2007	10/29/2007	24,443.14	22,381.12	2,062.02
500. VALMONT INDS INC COM	08/15/2007	10/29/2007	47,626.17	38,653.00	8,973.17
300. X-RITE INC COM	07/12/2007	10/29/2007	4,195.67	4,493.31	-297.64
1200. #REORG/ADAMS RESPIRATORY	06/12/2007	10/30/2007	51,767.92	49,782.37	1,985.55
400. #REORG/ADAMS RESPIRATORY	05/23/2007	10/30/2007	17,143.05	16,381.40	761.6
600. ANSOFT CORP COM	08/16/2007	10/30/2007	17,732.24	17,431.56	300.68
300. AVOCENT CORP COM	07/16/2007	10/30/2007	8,092.55	8,886.91	-794.36
800. CBIZ INC COM	09/21/2007	10/30/2007	7,188.92	6,173.72	1,015.20
2000. GENOPTIX INC COM	10/29/2007	10/30/2007	51,975.60	34,000.00	17,975.60
100. INTERFACE INC CL A	05/09/2007	10/30/2007	1,890.47	1,707.50	182.97
1400. INTERFACE INC CL A	05/09/2007	10/30/2007	26,521.89	23,957.19	2,564.70
2000. ADR MAXCOM TELECOMUNICACIO					
NES S A DE C VSPONSORED AD	10/18/2007	10/30/2007	36,324.04	35,000.00	1,324.04
16400. SMITH & WESSON HLDG CORP	09/21/2007	10/30/2007	205,672.52	315,027.35	-109,354.83
500. SPECTRANETICS CORP COM	09/18/2007	10/30/2007	7,779.78	7,037.50	742.28
900. THORATEC CORP	05/14/2007	10/30/2007	18,099.80	16,635.48	1,464.32
500. #REORG/ADAMS RESPIRATORY	05/14/2007	10/31/2007	22,204.65	19,603.85	2,600.80
600. #REORG/ADAMS RESPIRATORY	05/21/2007	10/31/2007	26,352.49	23,844.90	2,507.59
1200. ANSOFT CORP COM	08/16/2007	10/31/2007	35,567.69	34,604.73	962.96
700. AVOCENT CORP COM	06/28/2007	10/31/2007	18,881.37	20,612.48	-1,731.11
700. CBIZ INC COM	05/09/2007	10/31/2007	6,278.48	5,378.17	900.31
2900. CHEMED CORP NEW COM	09/28/2007	10/31/2007	162,578.76	182,622.81	-20,044.05
1500. FARO TECHNOLOGIES INC COM	09/21/2007	10/31/2007	41,345.21	53,466.99	-12,121.78
4900. FARO TECHNOLOGIES INC COM	06/25/2007	10/31/2007	141,220.73	160,672.34	-19,451.61
2200. FARO TECHNOLOGIES INC COM	06/22/2007	10/31/2007	56,619.87	73,316.56	-16,696.69
1400. INTERFACE INC CL A	05/11/2007	10/31/2007	26,613.03	23,902.52	2,710.51
1400. ADR MAXCOM TELECOMUNICACIO					
NES S A DE C VSPONSORED AD	10/18/2007	10/31/2007	24,888.11	24,500.00	388.11
3400. SMITH & WESSON HLDG CORP	07/30/2007	10/31/2007	41,603.46	60,527.32	-18,923.86
3100. SMITH & WESSON HLDG CORP	07/27/2007	10/31/2007	38,050.67	54,446.35	-16,395.68
Totals					

JOYCE FOUNDATION FRIESS ASSOCIATES 26-27569
 Schedule D Detail of Short-term Capital Gains and Losses

Description	Date Acquired	Date Sold	Gross Sales Price	Cost or Other Basis	Short-term Gain/Loss
900. SPECTRANETICS CORP COM	09/18/2007	10/31/2007	14,262.44	12,641.58	1,620.86
1100. SPECTRANETICS CORP COM	09/18/2007	10/31/2007	17,437.37	15,456.58	1,980.79
9300. SUMTOTAL SYS INC COM	09/21/2007	10/31/2007	44,019.94	53,428.75	-9,408.81
600. VALMONT INDS INC COM	08/15/2007	10/31/2007	57,012.80	46,306.56	10,706.24
300. X-RITE INC COM	07/12/2007	10/31/2007	4,164.68	4,491.63	-326.95
400. ANSOFT CORP COM	08/15/2007	11/01/2007	11,731.30	11,527.08	204.22
2500. CBIZ INC COM	09/06/2007	11/01/2007	22,030.66	19,037.44	2,993.22
300. CHEMED CORP NEW COM	09/24/2007	11/01/2007	17,086.11	18,694.42	-1,608.31
1100. CHEMED CORP NEW COM	09/24/2007	11/01/2007	62,817.50	68,570.05	-5,752.55
4000. ADR GIANT INTERACTIVE					
GROUP INC ADR	11/01/2007	11/01/2007	72,216.09	62,000.00	10,216.09
1200. INTERFACE INC CL A	05/14/2007	11/01/2007	21,949.58	20,309.96	1,639.62
1000. ADR MAXCOM TELECOMUNICACIO					
NES S A DE C VSPONSORED AD	10/18/2007	11/01/2007	16,706.14	17,500.00	-793.86
1200. SPECTRANETICS CORP COM	09/18/2007	11/01/2007	19,002.42	16,855.44	2,146.98
400. SUMTOTAL SYS INC COM	08/09/2007	11/01/2007	1,906.21	2,155.32	-249.11
500. VALMONT INDS INC COM	08/14/2007	11/01/2007	45,375.15	38,556.70	6,818.45
400. X-RITE INC COM	07/12/2007	11/01/2007	5,313.91	5,978.16	-664.25
900. #REORG/ADAMS RESPIRATORY	05/17/2007	11/02/2007	39,287.72	35,260.82	4,026.90
500. ANSOFT CORP COM	08/15/2007	11/02/2007	14,774.37	13,846.17	928.20
1000. CBIZ INC COM	09/06/2007	11/02/2007	8,859.66	7,574.92	1,284.74
500. INTERFACE INC CL A	05/10/2007	11/02/2007	9,036.01	8,419.15	616.86
200. NEUTRAL TANDEM INC COM STK	11/01/2007	11/02/2007	3,590.94	2,800.00	790.94
5100. ON ASSIGNMENT INC COM	09/05/2007	11/02/2007	31,761.80	55,039.22	-23,277.42
600. SPECTRANETICS CORP COM	09/18/2007	11/02/2007	9,510.51	8,427.72	1,082.79
800. VALMONT INDS INC COM	08/14/2007	11/02/2007	68,858.38	61,690.72	7,167.6
300. #REORG/ADAMS RESPIRATORY	05/17/2007	11/05/2007	13,129.86	11,741.04	1,388.82
1000. ANSOFT CORP COM	12/20/2006	11/05/2007	29,528.64	27,309.72	2,218.92
6000. AVOCENT CORP COM	07/09/2007	11/05/2007	149,890.90	175,297.44	-25,406.54
300. AVOCENT CORP COM	06/28/2007	11/05/2007	7,582.74	8,833.92	-1,251.18
600. CBIZ INC COM	05/04/2007	11/05/2007	5,231.91	4,440.57	791.34
400. CHEMED CORP NEW COM	10/04/2007	11/05/2007	22,941.44	24,875.64	-1,934.20
1100. INTERFACE INC CL A	05/10/2007	11/05/2007	20,027.39	18,483.98	1,543.41
3300. ON ASSIGNMENT INC COM	09/20/2007	11/05/2007	20,302.28	33,681.12	-13,378.84
400. SPECTRANETICS CORP COM	09/18/2007	11/05/2007	6,221.58	5,618.48	603.10
Totals					

JOYCE FOUNDATION FRIESS ASSOCIATES 26-27569
 Schedule D Detail of Short-term Capital Gains and Losses

Description	Date Acquired	Date Sold	Gross Sales Price	Cost or Other Basis	Short-term Gain/Loss
2000. SPECTRUM CTL INC COM	07/23/2007	11/05/2007	34,096.87	34,352.84	-255.97
600. W-H ENERGY SVCS INC COM	09/18/2007	11/05/2007	32,952.51	42,327.02	-9,374.51
900. #REORG/ADAMS RESPIRATORY	05/16/2007	11/06/2007	39,342.80	35,133.12	4,209.68
500. ANSOFT CORP COM	12/21/2006	11/06/2007	14,584.87	13,589.90	994.97
3100. AVOCENT CORP COM	07/11/2007	11/06/2007	77,416.97	90,074.93	-12,657.96
400. CBIZ INC COM	05/04/2007	11/06/2007	3,581.58	2,958.76	622.82
400. CHEMED CORP NEW COM	10/04/2007	11/06/2007	22,583.33	24,516.09	-1,932.76
1000. GRAFTECH INTL LTD COM	07/09/2007	11/06/2007	17,898.12	17,059.47	838.65
4100. ON ASSIGNMENT INC COM	09/21/2007	11/06/2007	25,419.61	39,907.13	-14,487.52
10100. SCIELE PHARMA INC COM STK	10/30/2007	11/06/2007	210,865.57	263,813.14	-52,947.57
400. SPECTRANETICS CORP COM	09/18/2007	11/06/2007	6,252.90	5,618.48	634.42
400. SPECTRUM CTL INC COM	07/20/2007	11/06/2007	6,883.09	6,781.63	101.46
2100. X-RITE INC COM	07/23/2007	11/06/2007	24,424.09	31,156.61	-6,732.52
900. #REORG/ADAMS RESPIRATORY	05/15/2007	11/07/2007	39,473.48	35,096.22	4,377.26
500. ANSOFT CORP COM	12/19/2006	11/07/2007	14,691.52	13,459.75	1,231.77
2300. AVOCENT CORP COM	07/02/2007	11/07/2007	56,282.43	66,136.36	-9,853.93
700. CHEMED CORP NEW COM	09/20/2007	11/07/2007	39,625.41	42,756.59	-3,131.18
1600. ENGLOBAL CORP COM	07/13/2007	11/07/2007	20,343.68	20,218.59	125.09
1600. GRAFTECH INTL LTD COM	07/09/2007	11/07/2007	27,562.13	27,056.54	505.59
1200. ON ASSIGNMENT INC COM	09/17/2007	11/07/2007	7,288.56	11,079.66	-3,791.10
1500. SCIELE PHARMA INC COM STK	09/20/2007	11/07/2007	31,501.91	38,191.35	-6,689.44
600. SPECTRUM CTL INC COM	07/19/2007	11/07/2007	10,196.84	10,165.80	31.04
900. W-H ENERGY SVCS INC COM	09/10/2007	11/07/2007	48,440.22	59,542.08	-11,101.86
800. X-RITE INC COM	07/23/2007	11/07/2007	9,110.66	11,806.63	-2,695.97
1000. ANSOFT CORP COM	12/18/2006	11/08/2007	29,150.05	25,812.88	3,337.17
400. CBIZ INC COM	05/04/2007	11/08/2007	3,591.94	2,949.27	642.67
1300. CBIZ INC COM	05/03/2007	11/08/2007	11,656.27	9,492.60	2,163.67
700. CHEMED CORP NEW COM	09/20/2007	11/08/2007	39,389.30	42,725.27	-3,335.97
800. ENGLOBAL CORP COM	07/13/2007	11/08/2007	8,595.38	10,093.96	-1,498.58
5500. ENGLOBAL CORP COM	07/23/2007	11/08/2007	59,642.73	68,233.47	-8,590.74
2100. GRAFTECH INTL LTD COM	06/26/2007	11/08/2007	35,033.97	34,577.80	456.17
3100. ADR NICE SYS LTD SPONSORED ADR					
19500. PMC SIERRA INC COM	02/23/2007	11/08/2007	110,117.75	111,603.10	-1,485.35
2300. PMC SIERRA INC COM	10/01/2007	11/08/2007	149,170.75	166,418.87	-17,248.12
2300. PMC SIERRA INC COM	09/28/2007	11/08/2007	17,738.24	19,567.02	-1,828.78
Totals					

JOYCE FOUNDATION FRIESS ASSOCIATES 26-27569
Schedule D Detail of Short-term Capital Gains and Losses

Description	Date Acquired	Date Sold	Gross Sales Price	Cost or Other Basis	Short-term Gain/Loss
400. SPECTRUM CTL INC COM	07/19/2007	11/08/2007	6,773.89	6,777.20	-3.31
1000. W-H ENERGY SVCS INC COM	09/10/2007	11/08/2007	52,707.19	66,155.10	-13,447.91
700. X-RITE INC COM	07/20/2007	11/08/2007	7,824.33	10,229.95	-2,405.62
300. CHEMED CORP NEW COM	09/20/2007	11/09/2007	16,699.93	18,310.83	-1,610.90
1800. ENGLOBAL CORP COM	07/24/2007	11/09/2007	19,685.39	21,386.66	-1,701.27
200. ADR NICE SYS LTD SPONSORED ADR					
15600. PMC SIERRA INC COM	02/23/2007	11/09/2007	6,967.47	7,200.20	-232.73
2300. PMC SIERRA INC COM	09/28/2007	11/09/2007	115,648.82	131,817.44	-16,168.62
3400. PMC SIERRA INC COM	09/21/2007	11/09/2007	17,068.49	18,898.18	-1,829.69
800. PAC SUNWEAR CAL INC COM	09/21/2007	11/09/2007	24,995.39	27,936.44	-2,941.05
2000. PAC SUNWEAR CAL INC COM	11/07/2007	11/09/2007	12,174.69	13,160.24	-985.55
700. SCIELE PHARMA INC COM STK	11/07/2007	11/09/2007	30,387.93	32,799.80	-2,411.87
1100. W-H ENERGY SVCS INC COM	09/20/2007	11/09/2007	14,504.54	17,822.63	-3,318.09
200. X-RITE INC COM	09/10/2007	11/09/2007	56,771.12	72,552.36	-15,781.24
500. CBIZ INC COM	07/20/2007	11/09/2007	2,243.60	2,917.56	-673.96
700. CHEMED CORP NEW COM	08/15/2007	11/12/2007	4,465.83	3,593.65	872.18
1100. ENGLOBAL CORP COM	09/20/2007	11/12/2007	39,912.47	42,706.55	-2,794.08
2100. GRAFTECH INTL LTD COM	07/24/2007	11/12/2007	11,731.21	12,908.00	-1,176.79
10600. PMC SIERRA INC COM	07/31/2007	11/12/2007	33,638.12	34,486.20	-848.08
100. PAC SUNWEAR CAL INC COM	09/24/2007	11/12/2007	78,877.62	86,956.13	-8,078.51
100. PAC SUNWEAR CAL INC COM	11/06/2007	11/12/2007	1,520.47	1,636.63	-116.16
200. PAC SUNWEAR CAL INC COM	11/06/2007	11/12/2007	1,521.31	1,636.63	-115.32
1600. PAC SUNWEAR CAL INC COM	11/06/2007	11/12/2007	3,046.43	3,216.61	-170.18
2300. SCIELE PHARMA INC COM STK	11/05/2007	11/12/2007	24,083.95	25,240.06	-1,156.11
400. SPECTRUM CTL INC COM	09/20/2007	11/12/2007	45,794.59	58,472.58	-12,677.99
700. X-RITE INC COM	07/24/2007	11/12/2007	6,667.61	6,770.92	-103.31
1300. CBIZ INC COM	07/20/2007	11/12/2007	8,027.40	10,147.52	-2,120.12
300. CBIZ INC COM	05/02/2007	11/13/2007	11,642.62	9,283.94	2,358.68
1500. CHEMED CORP NEW COM	04/23/2007	11/13/2007	2,678.98	2,138.85	540.13
1800. ENGLOBAL CORP COM	10/18/2007	11/13/2007	83,028.67	91,228.90	-8,200.23
300. MITCHAM INDS INC COM	07/26/2007	11/13/2007	19,554.35	19,931.58	-377.23
5000. PMC SIERRA INC COM	05/02/2007	11/13/2007	6,029.63	4,301.55	1,728.08
600. PAC SUNWEAR CAL INC COM	09/25/2007	11/13/2007	38,275.91	40,404.46	-2,128.55
400. SPECTRUM CTL INC COM	11/02/2007	11/13/2007	9,292.35	9,445.92	-153.57
Totals	07/24/2007	11/13/2007	6,517.90	6,770.92	-253.02

JOYCE FOUNDATION FRIESS ASSOCIATES 26-27569
 Schedule D Detail of Short-term Capital Gains and Losses

Description	Date Acquired	Date Sold	Gross Sales Price	Cost or Other Basis	Short-term Gain/Loss
500. X-RITE INC COM	07/25/2007	11/13/2007	5,975.05	7,075.26	-1,100.21
200. ASTA FDG INC COM	09/21/2007	11/14/2007	7,606.26	7,593.84	12.42
800. CBIZ INC COM	04/24/2007	11/14/2007	7,211.08	5,691.35	1,519.73
1400. CHEMED CORP NEW COM	10/19/2007	11/14/2007	78,071.06	84,679.72	-6,608.66
3300. ENGLOBAL CORP COM	07/26/2007	11/14/2007	36,135.10	34,601.03	1,534.07
500. MITCHAM INDS INC COM	04/26/2007	11/14/2007	10,270.59	7,156.91	3,113.68
400. SPECTRUM CTL INC COM	08/03/2007	11/14/2007	6,477.82	6,749.66	-271.84
800. CBIZ INC COM	04/26/2007	11/15/2007	7,212.44	5,678.58	1,533.86
400. MITCHAM INDS INC COM	04/27/2007	11/15/2007	8,256.15	5,717.64	2,538.51
100. MITCHAM INDS INC COM	04/27/2007	11/15/2007	2,045.30	1,427.60	617.70
400. SPECTRUM CTL INC COM	08/03/2007	11/15/2007	6,390.38	6,685.88	-295.50
1100. CBIZ INC COM	04/30/2007	11/16/2007	9,895.55	7,785.41	2,110.14
400. RUBICON TECHNOLOGY INC COM					
MON STK					
500. SPECTRUM CTL INC COM	11/16/2007	11/16/2007	7,132.69	5,600.00	1,532.69
900. BARNES GROUP INC	08/03/2007	11/16/2007	7,706.43	8,357.35	-650.92
1300. CBIZ INC COM	10/18/2007	11/19/2007	29,296.26	32,712.75	-3,416.49
6100. HORIZON LINES INC COM CL A	05/01/2007	11/19/2007	11,901.31	9,188.74	2,712.57
COM STK					
100. MITCHAM INDS INC COM	11/14/2007	11/19/2007	135,653.38	171,324.00	-35,670.62
500. SPECTRUM CTL INC COM	04/27/2007	11/19/2007	1,920.07	1,427.60	492.47
900. BARNES GROUP INC	08/03/2007	11/19/2007	7,727.28	8,357.35	-630.07
1500. CBIZ INC COM	11/01/2007	11/20/2007	28,637.38	32,699.45	-4,062.07
2500. CERADYNE INC DEL COM	05/01/2007	11/20/2007	13,651.44	10,586.09	3,065.35
400. HORIZON LINES INC COM CL A	07/27/2007	11/20/2007	104,799.64	191,357.06	-86,557.42
COM STK					
3100. HORIZON LINES INC COM CL A	11/15/2007	11/20/2007	8,985.70	10,623.84	-1,638.14
COM STK					
1200. MITCHAM INDS INC COM	11/15/2007	11/20/2007	68,637.90	85,286.10	-16,648.20
300. SPECTRUM CTL INC COM	04/27/2007	11/20/2007	22,958.28	17,032.38	5,925.90
600. CBIZ INC COM	08/03/2007	11/20/2007	4,552.13	5,014.41	-462.28
1300. CERADYNE INC DEL COM	08/02/2007	11/21/2007	5,475.93	4,220.58	1,255.35
800. HORIZON LINES INC COM CL A	09/21/2007	11/21/2007	55,752.89	98,062.97	-42,310.08
COM STK					
100. MITCHAM INDS INC COM	11/15/2007	11/21/2007	15,818.47	21,247.68	-5,429.21
Totals	04/18/2007	11/21/2007	1,829.14	1,416.56	412.58

JOYCE FOUNDATION FRIESS ASSOCIATES 26-27569
 Schedule D Detail of Short-term Capital Gains and Losses

Description	Date Acquired	Date Sold	Gross Sales Price	Cost or Other Basis	Short-term Gain/Loss
1300. SPECTRUM CTL INC COM	08/01/2007	11/21/2007	19,624.10	21,573.65	-1,949.55
300. SPECTRUM CTL INC COM	07/25/2007	11/21/2007	4,504.04	5,001.36	-497.32
600. BARNES GROUP INC	11/01/2007	11/23/2007	18,585.13	21,768.60	-3,183.47
800. CERADYNE INC DEL COM	08/03/2007	11/23/2007	34,553.55	59,240.72	-24,687.17
300. MITCHAM INDS INC COM	04/23/2007	11/23/2007	5,485.83	4,245.73	1,240.10
100. SPECTRUM CTL INC COM	07/27/2007	11/23/2007	1,494.71	1,637.15	-142.44
100. VALMONT INDS INC COM	08/07/2007	11/23/2007	7,707.32	7,633.08	74.24
1200. BARNES GROUP INC	11/01/2007	11/26/2007	38,034.85	43,236.75	-5,201.90
700. CBIZ INC COM	08/03/2007	11/26/2007	6,319.50	4,921.49	1,398.01
400. CERADYNE INC DEL COM	08/03/2007	11/26/2007	17,391.17	29,620.36	-12,229.19
800. HORIZON LINES INC COM CL A					
COM STK	11/15/2007	11/26/2007	15,217.92	21,247.68	-6,029.76
2400. HORIZON LINES INC COM CL A					
COM STK	11/15/2007	11/26/2007	45,699.13	63,706.43	-18,007.30
300. INX INC COM	09/21/2007	11/26/2007	3,043.33	4,035.89	-992.56
200. MITCHAM INDS INC COM	04/30/2007	11/26/2007	3,711.16	2,824.96	886.20
1300. RADIANT SYS INC COM	10/29/2007	11/26/2007	21,139.36	18,452.59	2,686.77
800. SPECTRUM CTL INC COM	07/27/2007	11/26/2007	12,160.37	13,033.68	-873.31
400. SPECTRUM CTL INC COM	07/26/2007	11/26/2007	5,915.82	6,485.08	-569.26
500. VALMONT INDS INC COM	08/07/2007	11/26/2007	37,972.51	37,927.44	45.07
1200. BARNES GROUP INC	10/29/2007	11/27/2007	37,152.63	43,013.97	-5,861.34
900. BOLT TECHNOLOGY CORP COM	10/11/2007	11/27/2007	32,426.50	37,153.90	-4,727.40
500. CBIZ INC COM	08/03/2007	11/27/2007	4,488.58	3,514.00	974.58
1900. CYNOSURE INC CL A	10/04/2007	11/27/2007	51,502.13	77,331.75	-25,829.62
700. DOLAN MEDIA CO COM STK	08/02/2007	11/27/2007	20,824.54	11,491.76	9,332.78
200. DOLAN MEDIA CO COM STK	08/02/2007	11/27/2007	5,948.92	3,283.36	2,665.56
300. HEALTHCARE SVCS GROUP INC	06/20/2007	11/27/2007	6,586.57	5,595.94	990.63
400. HEALTHCARE SVCS GROUP INC	06/21/2007	11/27/2007	8,727.86	7,461.39	1,266.47
2200. HORIZON LINES INC COM CL A					
COM STK	11/16/2007	11/27/2007	42,110.21	56,851.80	-14,741.59
200. MITCHAM INDS INC COM	04/30/2007	11/27/2007	3,526.20	2,824.70	701.50
2100. RADIANT SYS INC COM	10/29/2007	11/27/2007	33,646.52	29,764.91	3,881.61
200. RADIANT SYS INC COM	10/26/2007	11/27/2007	3,189.23	2,828.08	361.15
200. SPECTRUM CTL INC COM	07/26/2007	11/27/2007	3,022.35	3,242.54	-220.19
800. SYNIVERSE HLDGS INC COM	11/12/2007	11/27/2007	13,007.88	12,918.24	89.64
Totals					

JOYCE FOUNDATION FRIESS ASSOCIATES 26-27569
 Schedule D Detail of Short-term Capital Gains and Losses

Description	Date Acquired	Date Sold	Gross Sales Price	Cost or Other Basis	Short-term Gain/Loss
800. VALMONT INDS INC COM	06/22/2007	11/27/2007	61,094.82	59,160.96	1,933.86
500. AMERICAN PUB ED INC COM	11/08/2007	11/28/2007	19,390.90	10,000.00	9,390.90
2200. BARNES GROUP INC	10/26/2007	11/28/2007	69,650.93	78,593.15	-8,942.22
700. BOLT TECHNOLOGY CORP COM	10/03/2007	11/28/2007	25,750.85	27,815.97	-2,065.12
800. CBIZ INC COM	08/08/2007	11/28/2007	7,329.48	5,618.72	1,710.76
1900. CYNOSURE INC CL A	10/02/2007	11/28/2007	52,530.20	74,117.95	-21,587.75
1100. DOLAN MEDIA CO COM STK	08/02/2007	11/28/2007	32,616.15	16,141.68	16,474.47
700. DUCOMMUN INC DEL COM	10/10/2007	11/28/2007	27,005.16	23,662.49	3,342.67
500. DUCOMMUN INC DEL COM	10/08/2007	11/28/2007	19,238.05	16,806.53	2,431.52
1800. HEALTHCARE SVCS GROUP INC	07/31/2007	11/28/2007	39,930.76	33,532.89	6,397.87
800. MITCHAM INDS INC COM	05/01/2007	11/28/2007	14,502.41	11,296.22	3,206.19
800. PERRIGO CO COM	10/26/2007	11/28/2007	25,600.88	18,388.88	7,212.00
600. PRICELINE COM INC COM NEW	07/31/2007	11/28/2007	66,923.69	38,310.17	28,613.52
2100. RADIANT SYS INC COM	04/04/2007	11/28/2007	34,711.20	27,283.86	7,427.34
1500. RADIANT SYS INC COM	10/26/2007	11/28/2007	24,789.36	20,011.79	4,777.57
900. SPECTRANETICS CORP COM	09/18/2007	11/28/2007	13,947.71	12,641.58	1,306.13
400. SPECTRUM CTL INC COM	07/26/2007	11/28/2007	6,001.42	6,485.08	-483.66
1600. SYNIVERSE HLDGS INC COM	11/12/2007	11/28/2007	26,438.63	25,727.76	710.87
1600. SYNIVERSE HLDGS INC COM	11/09/2007	11/28/2007	26,388.55	25,641.70	746.85
1900. VALMONT INDS INC COM	06/26/2007	11/28/2007	149,497.88	136,776.49	12,721.39
400. STEALTHGAS INC COM STK	07/17/2007	11/28/2007	6,152.14	7,200.00	-1,047.86
800. CBIZ INC COM	08/08/2007	11/29/2007	7,347.40	5,618.72	1,728.68
1100. CYNOSURE INC CL A	09/26/2007	11/29/2007	31,801.72	40,972.80	-9,171.08
1800. HEALTHCARE SVCS GROUP INC	08/01/2007	11/29/2007	40,153.60	32,851.92	7,301.68
1000. HEALTHCARE SVCS GROUP INC	08/01/2007	11/29/2007	22,366.95	18,448.86	3,918.09
100. INX INC COM	09/20/2007	11/29/2007	977.36	1,342.53	-365.17
300. MITCHAM INDS INC COM	05/01/2007	11/29/2007	5,515.53	4,234.47	1,281.06
800. PERRIGO CO COM	10/18/2007	11/29/2007	24,995.69	18,006.64	6,989.05
400. PRICELINE COM INC COM NEW	06/13/2007	11/29/2007	45,769.69	24,794.84	20,974.85
1200. RADIANT SYS INC COM	04/02/2007	11/29/2007	19,858.01	15,325.20	4,532.81
1900. RADIANT SYS INC COM	04/04/2007	11/29/2007	31,431.78	24,376.76	7,055.02
1700. SPECTRANETICS CORP COM	09/20/2007	11/29/2007	26,300.80	23,852.62	2,448.18
400. SPECTRUM CTL INC COM	07/30/2007	11/29/2007	6,060.50	6,473.85	-413.35
1100. SYNIVERSE HLDGS INC COM	11/09/2007	11/29/2007	17,885.06	17,624.20	260.86
2100. SYNIVERSE HLDGS INC COM	11/09/2007	11/29/2007	34,129.09	33,470.64	658.45
Totals					

JOYCE FOUNDATION FRIESS ASSOCIATES 26-27569
 Schedule D Detail of Short-term Capital Gains and Losses

Description	Date Acquired	Date Sold	Gross Sales Price	Cost or Other Basis	Short-term Gain/Loss
900. VALMONT INDS INC COM	06/14/2007	11/29/2007	71,250.91	63,388.28	7,862.63
800. W-H ENERGY SVCS INC COM	09/10/2007	11/29/2007	41,662.48	52,207.13	-10,544.65
300. STEALTHGAS INC COM STK	07/17/2007	11/29/2007	4,861.42	5,400.00	-538.58
300. AMERICAN PUB ED INC COM	11/08/2007	11/30/2007	12,721.72	6,000.00	6,721.72
800. BARNES GROUP INC	10/26/2007	11/30/2007	25,121.29	28,370.54	-3,249.25
800. CBIZ INC COM	08/08/2007	11/30/2007	7,354.44	5,617.81	1,736.63
900. CERADYNE INC DEL COM	08/03/2007	11/30/2007	45,981.01	66,645.81	-20,664.80
200. DOLAN MEDIA CO COM STK	08/01/2007	11/30/2007	5,325.41	2,900.00	2,425.41
1800. FORCE PROTN INC COM NEW	06/13/2007	11/30/2007	19,245.48	45,840.40	-26,594.92
200. HEALTHCARE SVCS GROUP INC	06/13/2007	11/30/2007	4,459.97	3,607.06	852.91
1350. HEALTHCARE SVCS GROUP INC	06/12/2007	11/30/2007	29,729.92	24,249.45	5,480.47
800. MITCHAM INDS INC COM	05/01/2007	11/30/2007	14,339.06	11,210.44	3,128.62
600. PERRIGO CO COM	10/23/2007	11/30/2007	18,592.27	13,481.88	5,110.39
900. PERRIGO CO COM	10/23/2007	11/30/2007	27,831.26	20,230.52	7,600.74
500. PRICELINE COM INC COM NEW	08/01/2007	11/30/2007	56,256.13	30,860.16	25,395.97
1500. RADIANT SYS INC COM	04/02/2007	11/30/2007	24,875.76	18,987.83	5,887.93
500. RADIANT SYS INC COM	02/23/2007	11/30/2007	8,242.87	6,287.85	1,955.02
1500. SPECTRANETICS CORP COM	09/24/2007	11/30/2007	23,240.64	20,868.46	2,372.18
700. SPECTRUM CTL INC COM	07/30/2007	11/30/2007	10,400.09	11,270.28	-870.19
100. SYNVERSE HLDGS INC COM	11/08/2007	11/30/2007	1,599.79	1,592.96	6.83
600. VALMONT INDS INC COM	06/27/2007	11/30/2007	47,744.14	41,988.35	5,755.79
900. W-H ENERGY SVCS INC COM	10/26/2007	11/30/2007	45,967.24	53,626.81	-7,659.57
200. AMERICAN PUB ED INC COM	11/08/2007	12/03/2007	8,473.77	4,000.00	4,473.77
1300. BARNES GROUP INC	10/19/2007	12/03/2007	40,323.04	45,994.00	-5,670.96
600. CBIZ INC COM	08/07/2007	12/03/2007	5,493.21	4,210.86	1,282.35
300. DOLAN MEDIA CO COM STK	08/01/2007	12/03/2007	7,999.19	4,350.00	3,649.19
900. FORCE PROTN INC COM NEW	06/05/2007	12/03/2007	9,720.75	22,348.96	-12,628.21
7400. FORCE PROTN INC COM NEW	09/21/2007	12/03/2007	74,261.55	160,191.78	-85,930.23
2500. PERRIGO CO COM	10/24/2007	12/03/2007	77,534.56	51,783.43	25,751.13
400. PRICELINE COM INC COM NEW	08/01/2007	12/03/2007	45,526.30	24,672.64	20,853.66
800. RADIANT SYS INC COM	02/26/2007	12/03/2007	12,189.17	10,053.06	2,136.11
400. SPECTRUM CTL INC COM	07/30/2007	12/03/2007	5,989.34	6,440.16	-450.82
6500. UAP HLDG CORP COM	10/31/2007	12/03/2007	248,726.48	203,640.46	45,086.02
1500. VALMONT INDS INC COM	06/27/2007	12/03/2007	120,097.61	104,115.33	15,982.28
200. STEALTHGAS INC COM STK	07/17/2007	12/03/2007	3,263.48	3,600.00	-336.52
Totals					

JOYCE FOUNDATION FRIESS ASSOCIATES 26-27569
 Schedule D Detail of Short-term Capital Gains and Losses

Description	Date Acquired	Date Sold	Gross Sales Price	Cost or Other Basis	Short-term Gain/Loss
1000. CBIZ INC COM	08/09/2007	12/04/2007	9,145.55	6,970.74	2,174.81
800. CERADYNE INC DEL COM	08/03/2007	12/04/2007	37,839.34	58,627.76	-20,788.42
7300. FORCE PROTN INC COM NEW	03/13/2007	12/04/2007	71,808.26	119,110.37	-47,302.11
1600. PERRIGO CO COM	05/03/2007	12/04/2007	49,513.32	30,564.87	18,948.45
200. PRICELINE COM INC COM NEW	08/01/2007	12/04/2007	22,790.41	12,336.32	10,454.09
800. RADIANT SYS INC COM	02/27/2007	12/04/2007	12,222.29	9,916.16	2,306.13
400. RADIANT SYS INC COM	02/26/2007	12/04/2007	6,136.30	5,022.34	1,113.96
1100. SYNIVERSE HLDGS INC COM	11/01/2007	12/04/2007	16,897.50	17,050.00	-152.50
1300. SYNIVERSE HLDGS INC COM	11/06/2007	12/04/2007	19,435.61	20,327.53	-891.92
1400. SYNIVERSE HLDGS INC COM	11/08/2007	12/04/2007	20,923.79	22,031.95	-1,108.16
5000. UAP HLDG CORP COM	10/30/2007	12/04/2007	191,096.07	154,857.85	36,238.22
900. VALMONT INDS INC COM	06/13/2007	12/04/2007	72,909.50	61,493.21	11,416.29
300. AMERICAN PUB ED INC COM	11/08/2007	12/05/2007	12,916.15	6,000.00	6,916.15
2100. BARNES GROUP INC	10/24/2007	12/05/2007	64,101.30	73,565.61	-9,464.31
900. BARNES GROUP INC	10/23/2007	12/05/2007	27,459.65	31,679.60	-4,219.95
1000. CBIZ INC COM	08/09/2007	12/05/2007	9,160.75	6,938.80	2,221.95
3700. FORCE PROTN INC COM NEW	03/16/2007	12/05/2007	38,463.49	56,576.49	-18,113.00
2000. PERRIGO CO COM	05/03/2007	12/05/2007	61,529.85	38,070.42	23,459.43
600. PRICELINE COM INC COM NEW	08/01/2007	12/05/2007	71,405.80	36,993.44	34,412.36
800. RADIANT SYS INC COM	02/27/2007	12/05/2007	12,432.28	9,746.88	2,685.40
1100. SYNIVERSE HLDGS INC COM	11/01/2007	12/05/2007	16,362.24	17,050.00	-687.76
500. SYNIVERSE HLDGS INC COM	11/01/2007	12/05/2007	7,380.83	7,750.00	-369.17
1700. SYNIVERSE HLDGS INC COM	11/01/2007	12/05/2007	25,413.42	26,350.00	-936.58
4000. UAP HLDG CORP COM	10/15/2007	12/05/2007	152,685.66	122,629.17	30,056.49
600. VALMONT INDS INC COM	06/12/2007	12/05/2007	50,580.96	40,808.52	9,772.44
900. W-H ENERGY SVCS INC COM	10/16/2007	12/05/2007	46,663.20	52,223.94	-5,560.74
100. AMERICAN PUB ED INC COM	11/08/2007	12/06/2007	4,311.29	2,000.00	2,311.29
1900. BARNES GROUP INC	10/25/2007	12/06/2007	58,172.35	66,038.77	-7,866.42
800. CERADYNE INC DEL COM	08/31/2007	12/06/2007	38,270.13	57,580.22	-19,310.09
1900. FORCE PROTN INC COM NEW	03/07/2007	12/06/2007	19,061.07	28,306.96	-9,245.89
900. GRAFTECH INTL LTD COM	07/31/2007	12/06/2007	17,146.08	14,748.08	2,398.00
900. PERRIGO CO COM	05/01/2007	12/06/2007	27,690.14	17,022.00	10,668.14
300. PRICELINE COM INC COM NEW	06/12/2007	12/06/2007	35,278.14	18,458.57	16,819.57
1000. RADIANT SYS INC COM	03/01/2007	12/06/2007	15,646.16	12,026.10	3,620.06
100. SPECTRUM CTL INC COM	07/30/2007	12/06/2007	1,506.93	1,610.04	-103.11
Totals					

JOYCE FOUNDATION FRIESS ASSOCIATES 26-27569
 Schedule D Detail of Short-term Capital Gains and Losses

Description	Date Acquired	Date Sold	Gross Sales Price	Cost or Other Basis	Short-term Gain/Loss
1500. SYNIVERSE HLDGS INC COM	11/01/2007	12/06/2007	22,484.95	23,250.00	-765.05
500. SYNIVERSE HLDGS INC COM	11/01/2007	12/06/2007	7,459.88	7,750.00	-290.12
700. W-H ENERGY SVCS INC COM	10/16/2007	12/06/2007	36,542.94	40,618.62	-4,075.68
100. W-H ENERGY SVCS INC COM	10/16/2007	12/06/2007	5,247.24	5,802.66	-555.42
200. AMERICAN PUB ED INC COM	11/08/2007	12/07/2007	8,676.66	4,000.00	4,676.66
400. BARNES GROUP INC	11/02/2007	12/07/2007	12,237.37	13,641.52	-1,404.15
400. CERADYNE INC DEL COM	08/28/2007	12/07/2007	19,098.50	28,194.57	-9,096.07
3200. GRAFTECH INTL LTD COM	07/25/2007	12/07/2007	61,115.86	51,728.02	9,387.84
900. PERRIGO CO COM	04/16/2007	12/07/2007	27,598.97	16,997.22	10,601.75
300. RADIANT SYS INC COM	02/15/2007	12/07/2007	4,694.89	3,529.83	1,165.06
1100. SYNIVERSE HLDGS INC COM	11/01/2007	12/07/2007	16,452.55	17,050.00	-597.45
1400. W-H ENERGY SVCS INC COM	10/16/2007	12/07/2007	74,904.59	81,237.24	-6,332.65
400. W-H ENERGY SVCS INC COM	10/16/2007	12/07/2007	20,845.36	23,210.64	-2,365.28
400. STEALTHGAS INC COM STK	07/17/2007	12/07/2007	6,718.97	7,200.00	-481.03
800. BARNES GROUP INC	11/02/2007	12/10/2007	24,870.65	26,452.16	-1,581.51
800. CERADYNE INC DEL COM	08/28/2007	12/10/2007	38,952.52	55,434.32	-16,481.80
800. PERRIGO CO COM	04/16/2007	12/10/2007	24,827.69	15,038.46	9,789.23
100. PETROHAWK ENERGY CORP COM	08/06/2007	12/10/2007	1,682.54	1,421.16	261.38
600. RADIANT SYS INC COM	03/02/2007	12/10/2007	9,600.15	7,011.06	2,589.09
1400. W-H ENERGY SVCS INC COM	10/16/2007	12/10/2007	73,300.49	81,237.24	-7,936.75
400. W-H ENERGY SVCS INC COM	10/16/2007	12/10/2007	20,954.55	23,210.64	-2,256.09
200. AMERICAN PUB ED INC COM	11/08/2007	12/11/2007	7,990.75	4,000.00	3,990.75
800. BARNES GROUP INC	11/02/2007	12/11/2007	24,799.14	26,452.16	-1,653.02
500. CERADYNE INC DEL COM	08/28/2007	12/11/2007	24,272.97	34,646.45	-10,373.48
2500. GRAFTECH INTL LTD COM	07/27/2007	12/11/2007	46,970.03	39,512.80	7,457.23
200. INX INC COM	09/19/2007	12/11/2007	2,094.56	2,493.24	-398.68
400. PERRIGO CO COM	04/13/2007	12/11/2007	13,140.31	7,413.96	5,726.35
100. PETROHAWK ENERGY CORP COM	08/06/2007	12/11/2007	1,645.38	1,421.16	224.22
600. RADIANT SYS INC COM	03/02/2007	12/11/2007	9,433.35	7,001.34	2,432.01
100. AMERICAN PUB ED INC COM	11/08/2007	12/12/2007	3,995.43	2,000.00	1,995.43
100. BARNES GROUP INC	11/02/2007	12/12/2007	3,062.65	3,306.52	-243.87
500. CERADYNE INC DEL COM	08/15/2007	12/12/2007	24,024.28	34,462.95	-10,438.67
2900. GRAFTECH INTL LTD COM	08/01/2007	12/12/2007	53,643.95	45,217.71	8,426.24
700. PERRIGO CO COM	04/13/2007	12/12/2007	21,990.02	12,762.38	9,227.64
100. PETROHAWK ENERGY CORP COM	08/06/2007	12/12/2007	1,659.42	1,421.16	238.26
Totals					

JOYCE FOUNDATION FRIESS ASSOCIATES 26-27569
 Schedule D Detail of Short-term Capital Gains and Losses

Description	Date Acquired	Date Sold	Gross Sales Price	Cost or Other Basis	Short-term Gain/Loss
400. PRICELINE COM INC COM NEW	08/06/2007	12/12/2007	45,074.63	23,935.00	21,139.63
1300. RADIANT SYS INC COM	03/02/2007	12/12/2007	20,664.74	14,946.91	5,717.83
300. T-3 ENERGY SVCS INC COM	09/21/2007	12/12/2007	14,739.16	11,325.21	3,413.95
1800. W-H ENERGY SVCS INC COM	10/16/2007	12/12/2007	93,492.72	104,447.88	-10,955.16
200. STEALTHGAS INC COM STK	07/17/2007	12/12/2007	3,395.94	3,600.00	-204.06
500. CERADYNE INC DEL COM	08/15/2007	12/13/2007	23,607.33	34,462.95	-10,855.62
1700. GRAFTECH INTL LTD COM	08/08/2007	12/13/2007	31,012.45	25,869.33	5,143.12
1100. PERRIGO CO COM	04/11/2007	12/13/2007	35,182.41	19,877.33	15,305.08
200. PETROHAWK ENERGY CORP COM	08/06/2007	12/13/2007	3,244.85	2,842.32	402.53
600. POWER MED INTERVENTIONS					
INC DEL COM STK	10/25/2007	12/13/2007	8,373.95	6,600.00	1,773.95
300. PRICELINE COM INC COM NEW	08/06/2007	12/13/2007	33,979.57	17,951.25	16,028.32
800. RADIANT SYS INC COM	02/09/2007	12/13/2007	12,363.49	8,960.95	3,402.54
800. W-H ENERGY SVCS INC COM	10/23/2007	12/13/2007	40,726.41	46,041.18	-5,314.77
600. W-H ENERGY SVCS INC COM	10/22/2007	12/13/2007	30,285.67	33,713.28	-3,427.61
800. CERADYNE INC DEL COM	08/15/2007	12/14/2007	37,278.22	55,140.72	-17,862.50
300. DOLAN MEDIA CO COM STK	08/01/2007	12/14/2007	7,949.42	4,350.00	3,599.42
2900. GRAFTECH INTL LTD COM	08/08/2007	12/14/2007	53,556.08	43,588.74	9,967.34
100. PETROHAWK ENERGY CORP COM	08/06/2007	12/14/2007	1,607.97	1,421.16	186.81
600. POWER MED INTERVENTIONS					
INC DEL COM STK	10/25/2007	12/14/2007	8,536.84	6,600.00	1,936.84
500. RADIANT SYS INC COM	02/05/2007	12/14/2007	7,581.08	5,575.90	2,005.18
300. T-3 ENERGY SVCS INC COM	04/25/2007	12/14/2007	14,634.13	7,519.95	7,114.18
3000. UAP HLDG CORP COM	10/26/2007	12/14/2007	115,390.53	91,333.51	24,057.02
400. W-H ENERGY SVCS INC COM	10/22/2007	12/14/2007	20,105.69	22,475.52	-2,369.83
200. STEALTHGAS INC COM STK	07/17/2007	12/14/2007	3,091.57	3,600.00	-508.43
3700. GRAFTECH INTL LTD COM	08/10/2007	12/17/2007	68,297.99	54,407.40	13,890.59
600. POWER MED INTERVENTIONS					
INC DEL COM STK	10/25/2007	12/17/2007	8,544.10	6,600.00	1,944.10
4000. UAP HLDG CORP COM	10/25/2007	12/17/2007	153,856.04	120,666.00	33,190.04
700. STEALTHGAS INC COM STK	07/17/2007	12/17/2007	9,771.29	12,600.00	-2,828.71
400. DOLAN MEDIA CO COM STK	08/01/2007	12/18/2007	10,741.23	5,800.00	4,941.23
3000. GRAFTECH INTL LTD COM	08/10/2007	12/18/2007	54,525.06	42,694.87	11,830.19
200. PETROHAWK ENERGY CORP COM	08/06/2007	12/18/2007	3,195.31	2,842.32	352.99
Totals					

JOYCE FOUNDATION FRIESS ASSOCIATES 26-27569
 Schedule D Detail of Short-term Capital Gains and Losses

Description	Date Acquired	Date Sold	Gross Sales Price	Cost or Other Basis	Short-term Gain/Loss
200. POWER MED INTERVENTIONS					
INC DEL COM STK	10/25/2007	12/18/2007	2,576.50	2,200.00	376.50
300. T-3 ENERGY SVCS INC COM	04/27/2007	12/18/2007	13,980.95	7,403.36	6,577.59
2300. UAP HLDG CORP COM	10/24/2007	12/18/2007	88,458.25	68,506.13	19,952.12
7300. CERAGON NETWORKS LTDSEDOL					
2616148	10/05/2007	12/18/2007	80,571.78	136,092.26	-55,520.48
500. STEALTHGAS INC COM STK	07/17/2007	12/18/2007	7,116.59	9,000.00	-1,883.41
300. DOLAN MEDIA CO COM STK	08/01/2007	12/19/2007	8,309.30	4,350.00	3,959.30
2800. GRAFTECH INTL LTD COM	08/14/2007	12/19/2007	50,066.87	39,244.84	10,822.03
1000. ORION ENERGY SYS INC COM	12/19/2007	12/19/2007	21,052.87	13,000.00	8,052.87
1900. ORION ENERGY SYS INC COM	12/19/2007	12/19/2007	38,391.57	24,700.00	13,691.57
100. PETROHAWK ENERGY CORP COM	08/06/2007	12/19/2007	1,626.07	1,421.16	204.91
2900. T-3 ENERGY SVCS INC COM	04/24/2007	12/19/2007	142,004.73	69,730.08	72,274.65
3500. CERAGON NETWORKS LTDSEDOL					
2616148	09/26/2007	12/19/2007	38,278.56	62,881.00	-24,602.44
200. DOLAN MEDIA CO COM STK	08/01/2007	12/20/2007	5,546.17	2,900.00	2,646.17
1700. GRAFTECH INTL LTD COM	08/15/2007	12/20/2007	29,608.95	23,710.50	5,898.45
300. ORION ENERGY SYS INC COM	12/19/2007	12/20/2007	6,381.77	3,900.00	2,481.77
300. PETROHAWK ENERGY CORP COM	08/06/2007	12/20/2007	5,019.37	4,263.48	755.89
300. POWER MED INTERVENTIONS					
INC DEL COM STK	10/25/2007	12/20/2007	3,686.10	3,300.00	386.10
500. T-3 ENERGY SVCS INC COM	04/17/2007	12/20/2007	23,651.78	12,000.00	11,651.78
2000. CERAGON NETWORKS LTDSEDOL					
2616148	09/27/2007	12/20/2007	21,770.46	35,894.07	-14,123.61
400. DOLAN MEDIA CO COM STK	08/01/2007	12/21/2007	11,580.50	5,800.00	5,780.50
4800. GRAFTECH INTL LTD COM	08/09/2007	12/21/2007	86,268.11	65,211.86	21,056.25
600. PETROHAWK ENERGY CORP COM	08/06/2007	12/21/2007	10,483.09	8,526.96	1,956.13
400. T-3 ENERGY SVCS INC COM	04/17/2007	12/21/2007	19,499.42	9,600.00	9,899.42
2500. CERAGON NETWORKS LTDSEDOL					
2616148	09/27/2007	12/21/2007	26,998.83	43,917.79	-16,918.96
300. DOLAN MEDIA CO COM STK	08/01/2007	12/24/2007	8,913.91	4,350.00	4,563.91
2100. GRAFTECH INTL LTD COM	08/16/2007	12/24/2007	38,788.71	27,843.16	10,945.55
1100. CERAGON NETWORKS LTDSEDOL					
2616148	09/25/2007	12/24/2007	11,992.45	19,165.85	-7,173.40
300. DOLAN MEDIA CO COM STK	08/01/2007	12/26/2007	8,959.33	4,350.00	4,609.33
Totals					

JOYCE FOUNDATION FRIESS ASSOCIATES 26-27569
 Schedule D Detail of Short-term Capital Gains and Losses

Description	Date Acquired	Date Sold	Gross Sales Price	Cost or Other Basis	Short-term Gain/Loss
1200. GRAFTECH INTL LTD COM	08/16/2007	12/26/2007	22,250.41	15,594.96	6,655.45
1200. ORION ENERGY SYS INC COM	12/19/2007	12/26/2007	25,585.52	15,600.00	9,985.52
500. PETROHAWK ENERGY CORP COM	08/06/2007	12/26/2007	8,906.96	7,105.80	1,801.16
600. T-3 ENERGY SVCS INC COM	04/17/2007	12/26/2007	29,497.82	14,400.00	15,097.82
1300. CERAGON NETWORKS LTDSEDOL 2616148	10/04/2007	12/26/2007	14,215.41	22,527.84	-8,312.43
100. PETROHAWK ENERGY CORP COM	08/06/2007	12/27/2007	1,768.85	1,421.16	347.69
500. T-3 ENERGY SVCS INC COM	04/17/2007	12/27/2007	24,452.12	12,000.00	12,452.12
1100. CERAGON NETWORKS LTDSEDOL 2616148	10/04/2007	12/27/2007	11,606.91	18,973.02	-7,366.11
2300. FREESEAS INC COM STK	10/24/2007	12/27/2007	12,319.53	18,975.00	-6,655.47
100. DUCOMMUN INC DEL COM	10/05/2007	12/28/2007	3,708.26	3,345.04	363.22
1800. OMNIVISION TECHNOLOGIES INC COM	07/23/2007	12/28/2007	28,284.22	33,866.46	-5,582.24
400. ORION ENERGY SYS INC COM	12/19/2007	12/28/2007	7,941.87	5,200.00	2,741.87
200. POWER MED INTERVENTIONS INC DEL COM STK	10/25/2007	12/28/2007	2,593.92	2,200.00	393.92
3200. CERAGON NETWORKS LTDSEDOL 2616148	10/04/2007	12/28/2007	32,210.06	55,194.24	-22,984.18
2600. FREESEAS INC COM STK	10/24/2007	12/28/2007	14,015.60	21,450.00	-7,434.40
2700. OMNIVISION TECHNOLOGIES INC COM	07/23/2007	12/31/2007	42,074.53	50,681.37	-8,606.84
300. POWER MED INTERVENTIONS INC DEL COM STK	10/25/2007	12/31/2007	4,204.58	3,300.00	904.58
4400. CERAGON NETWORKS LTDSEDOL 2616148	11/07/2007	12/31/2007	43,391.69	61,648.92	-18,257.23
2200. FREESEAS INC COM STK	10/24/2007	12/31/2007	13,139.51	18,150.00	-5,010.49
Totals			89281348.00	86474113.00	2807234.00

JOYCE FOUNDATION FRIESS ASSOCIATES 26-27569
 Schedule D Detail of Long-term Capital Gains and Losses

Description	Date Acquired	Date Sold	Gross Sales Price	Cost or Other Basis	Long-term Gain/Loss
15% RATE CAPITAL GAINS (LOSSES)					
400. KFORCE.COM INC	12/20/2005	01/03/2007	5,061.28	4,758.04	303.24
600. VASCO DATA SEC INTL INC	10/13/2005	01/03/2007	7,230.02	5,004.92	2,225.10
800. KFORCE.COM INC	12/29/2005	01/04/2007	10,123.69	9,150.88	972.81
1400. VASCO DATA SEC INTL INC	10/12/2005	01/04/2007	17,710.99	10,570.64	7,140.35
900. VASCO DATA SEC INTL INC	03/02/2005	01/04/2007	10,812.53	6,556.99	4,255.54
1100. OMI CORP	07/21/2005	01/04/2007	22,866.86	21,088.56	1,778.30
2000. VASCO DATA SEC INTL INC	01/21/2005	01/05/2007	26,652.37	14,261.48	12,390.89
3700. OMI CORP	04/22/2005	01/05/2007	76,179.54	70,932.70	5,246.84
1800. VASCO DATA SEC INTL INC	01/24/2005	01/08/2007	25,932.70	12,679.32	13,253.38
300. VASCO DATA SEC INTL INC	01/24/2005	01/09/2007	4,274.89	2,093.85	2,181.04
900. VASCO DATA SEC INTL INC	01/24/2005	01/10/2007	13,232.02	6,232.65	6,999.37
500. VASCO DATA SEC INTL INC	01/18/2005	01/11/2007	7,904.00	3,408.25	4,495.75
1000. KFORCE.COM INC	12/29/2005	01/16/2007	12,524.61	11,438.60	1,086.01
500. VASCO DATA SEC INTL INC	01/18/2005	01/16/2007	7,728.31	3,408.25	4,320.06
900. VASCO DATA SEC INTL INC	01/18/2005	01/17/2007	14,211.01	6,134.85	8,076.16
700. KFORCE.COM INC	01/04/2006	01/18/2007	8,848.77	7,929.94	918.83
900. VASCO DATA SEC INTL INC	01/18/2005	01/18/2007	14,058.46	6,134.85	7,923.61
600. KFORCE.COM INC	01/03/2006	01/19/2007	7,533.12	6,609.24	923.88
400. VASCO DATA SEC INTL INC	01/18/2005	01/19/2007	5,862.57	2,726.60	3,135.97
1200. OMI CORP	07/20/2005	01/19/2007	25,230.42	22,945.93	2,284.49
200. VASCO DATA SEC INTL INC	01/18/2005	01/22/2007	2,791.55	1,363.30	1,428.25
300. VASCO DATA SEC INTL INC	01/18/2005	01/23/2007	4,381.36	2,044.95	2,336.41
3100. OMI CORP	07/20/2005	01/23/2007	66,082.21	59,019.80	7,062.41
2400. OMI CORP	04/21/2005	01/24/2007	51,409.53	45,692.40	5,717.13
1200. OMI CORP	06/23/2005	01/25/2007	25,808.08	22,704.74	3,103.34
1600. OMI CORP	05/12/2005	01/26/2007	34,289.50	29,611.02	4,678.48
100. CLEAN HBS INC COM	01/10/2006	01/29/2007	5,197.22	3,039.50	2,157.72
1000. OMI CORP	05/12/2005	01/29/2007	21,481.83	18,413.70	3,068.13
2500. OMI CORP	05/16/2005	01/30/2007	54,682.56	45,965.48	8,717.08
2500. OMI CORP	05/16/2005	01/31/2007	55,118.30	45,902.00	9,216.30
1300. OMI CORP	05/16/2005	02/02/2007	28,556.87	23,847.84	4,709.03
600. CLEAN HBS INC COM	01/10/2006	02/05/2007	32,331.02	18,114.79	14,216.23
Totals					

USA
7F0970 1 000

JOYCE FOUNDATION FRIESS ASSOCIATES 26-27569
 Schedule D Detail of Long-term Capital Gains and Losses

Description	Date Acquired	Date Sold	Gross Sales Price	Cost or Other Basis	Long-term Gain/Loss
4800. OMI CORP	10/26/2005	02/05/2007	105,489.71	87,522.53	17,967.18
900. OMI CORP	10/24/2005	02/07/2007	19,694.81	16,147.26	3,547.55
100. CLEAN HBRS INC COM	12/12/2005	02/09/2007	5,289.17	3,001.28	2,287.89
100. OMI CORP	10/24/2005	02/09/2007	2,175.29	1,794.14	381.15
1900. OMI CORP	10/24/2005	02/12/2007	40,244.75	34,088.66	6,156.09
6100. OMI CORP	10/24/2005	02/13/2007	131,474.74	109,442.54	22,032.20
700. CLEAN HBRS INC COM	12/19/2005	02/14/2007	37,661.08	20,998.32	16,662.76
500. CLEAN HBRS INC COM	12/19/2005	02/16/2007	26,335.44	14,993.10	11,342.34
400. HENRY JACK & ASSOC INC COM	10/05/2005	02/16/2007	9,582.67	7,621.16	1,961.51
1000. APOGEE ENTERPRISES INC COM	12/06/2005	02/20/2007	22,677.20	16,962.04	5,715.16
900. ARRIS GROUP INC COM	12/07/2005	02/20/2007	13,135.46	8,940.98	4,194.48
600. CLEAN HBRS INC COM	12/19/2005	02/20/2007	32,077.47	17,987.16	14,090.31
900. HENRY JACK & ASSOC INC COM	10/05/2005	02/20/2007	21,588.26	17,147.61	4,440.65
400. APOGEE ENTERPRISES INC COM	12/09/2005	02/21/2007	8,962.84	6,647.64	2,315.20
7600. ARRIS GROUP INC COM	12/07/2005	02/21/2007	114,155.32	74,165.40	39,989.92
500. CLEAN HBRS INC COM	12/16/2005	02/21/2007	26,571.48	14,985.20	11,586.28
900. HENRY JACK & ASSOC INC COM	11/28/2005	02/21/2007	21,723.71	17,121.93	4,601.78
100. VOCUS INC COM	12/14/2005	02/21/2007	2,134.41	1,014.42	1,119.99
300. VOCUS INC COM	12/14/2005	02/21/2007	6,232.30	3,043.26	3,189.04
1100. CLEAN HBRS INC COM	01/04/2006	02/22/2007	58,073.81	32,950.43	25,123.38
2000. ARRIS GROUP INC COM	11/30/2005	02/23/2007	30,111.07	19,303.00	10,808.07
1300. HENRY JACK & ASSOC INC COM	11/14/2005	02/23/2007	31,684.18	24,680.61	7,003.57
500. VOCUS INC COM	12/19/2005	02/23/2007	10,257.13	5,041.60	5,215.53
15600. ARRIS GROUP INC COM	11/30/2005	02/26/2007	211,239.33	145,481.18	65,758.15
600. CLEAN HBRS INC COM	01/04/2006	02/26/2007	31,350.11	17,950.84	13,399.27
1300. HENRY JACK & ASSOC INC COM	11/16/2005	02/26/2007	31,510.90	24,622.09	6,888.81
4400. ARRIS GROUP INC COM	11/23/2005	02/27/2007	58,421.84	39,546.32	18,875.52
4700. ARRIS GROUP INC COM	11/23/2005	02/28/2007	61,135.24	41,039.14	20,096.10
1100. HENRY JACK & ASSOC INC COM	11/16/2005	03/01/2007	25,771.21	20,811.46	4,959.75
700. APOGEE ENTERPRISES INC COM	12/09/2005	03/02/2007	13,723.28	11,617.46	2,105.82
400. CLEAN HBRS INC COM	01/03/2006	03/02/2007	19,907.46	11,865.92	8,041.54
1800. HENRY JACK & ASSOC INC COM	11/10/2005	03/02/2007	41,833.23	33,866.28	7,966.95
700. APOGEE ENTERPRISES INC COM	12/08/2005	03/05/2007	13,501.67	11,541.01	1,960.66
600. CLEAN HBRS INC COM	01/03/2006	03/05/2007	29,517.83	17,395.32	12,122.51
1200. HENRY JACK & ASSOC INC COM	11/10/2005	03/05/2007	27,483.95	22,480.52	5,003.43
Totals					

JOYCE FOUNDATION FRIESS ASSOCIATES 26-27569
 Schedule D Detail of Long-term Capital Gains and Losses

Description	Date Acquired	Date Sold	Gross Sales Price	Cost or Other Basis	Long-term Gain/Loss
700. CLEAN HBR5 INC COM	01/03/2006	03/06/2007	35,598.38	20,294.54	15,303.84
700. HENRY JACK & ASSOC INC COM	11/10/2005	03/06/2007	16,060.86	13,092.80	2,968.06
500. CLEAN HBR5 INC COM	01/03/2006	03/07/2007	25,744.95	14,198.44	11,546.51
400. HENRY JACK & ASSOC INC COM	11/10/2005	03/07/2007	9,219.71	7,411.00	1,808.71
400. CLEAN HBR5 INC COM	12/07/2005	03/08/2007	20,716.64	11,200.00	9,516.64
1200. HENRY JACK & ASSOC INC COM	11/08/2005	03/08/2007	27,581.87	22,167.64	5,414.23
200. CLEAN HBR5 INC COM	12/07/2005	03/09/2007	10,272.40	5,600.00	4,672.40
1300. HENRY JACK & ASSOC INC COM	10/12/2005	03/09/2007	29,948.99	23,862.62	6,086.37
400. APOGEE ENTERPRISES INC COM	12/02/2005	03/12/2007	7,864.07	6,401.79	1,462.28
200. CLEAN HBR5 INC COM	12/07/2005	03/12/2007	10,398.34	5,600.00	4,798.34
900. HENRY JACK & ASSOC INC COM	10/12/2005	03/12/2007	20,929.75	16,042.77	4,886.98
300. APOGEE ENTERPRISES INC COM	12/02/2005	03/13/2007	5,650.44	4,765.50	884.94
400. CLEAN HBR5 INC COM	12/07/2005	03/13/2007	20,570.56	11,200.00	9,370.56
100. APOGEE ENTERPRISES INC COM	11/28/2005	03/14/2007	1,874.88	1,582.87	292.01
100. APOGEE ENTERPRISES INC COM	11/29/2005	03/14/2007	1,875.40	1,581.50	293.90
300. APOGEE ENTERPRISES INC COM	11/29/2005	03/14/2007	5,659.32	4,752.74	906.58
500. CLEAN HBR5 INC COM	12/07/2005	03/14/2007	23,085.54	14,000.00	9,085.54
100. APOGEE ENTERPRISES INC COM	12/01/2005	03/19/2007	1,895.86	1,565.13	330.73
300. APOGEE ENTERPRISES INC COM	12/01/2005	03/20/2007	5,646.15	4,695.39	950.76
400. EAGLE BULK SHIPPING INC					
EAGLE BULK SHIPPING COM	01/12/2006	03/20/2007	7,695.52	5,224.28	2,471.24
100. APOGEE ENTERPRISES INC COM	12/01/2005	03/21/2007	1,921.99	1,565.13	356.86
100. TRANSACTION SYS ARCHITECTS					
INC CL A	03/02/2006	03/21/2007	2,998.61	3,316.01	-317.40
400. TRANSACTION SYS ARCHITECTS					
INC CL A	03/02/2006	03/22/2007	12,342.89	13,264.04	-921.15
400. TRANSACTION SYS ARCHITECTS					
INC CL A	03/06/2006	03/23/2007	12,819.76	13,243.04	-423.28
500. TRANSACTION SYS ARCHITECTS					
INC CL A	03/06/2006	03/26/2007	15,808.40	16,521.94	-713.54
400. TRANSACTION SYS ARCHITECTS					
INC CL A	02/01/2006	03/27/2007	12,626.04	13,214.56	-588.52
300. TRANSACTION SYS ARCHITECTS					
INC CL A	03/06/2006	04/02/2007	9,694.35	9,803.28	-108.93
Totals					

JOYCE FOUNDATION FRIESS ASSOCIATES 26-27569
 Schedule D Detail of Long-term Capital Gains and Losses

Description	Date Acquired	Date Sold	Gross Sales Price	Cost or Other Basis	Long-term Gain/Loss
700. TRANSACTION SYS ARCHITECTS INC CL A	03/06/2006	04/02/2007	22,607.55	22,509.16	98.39
1100. TRANSACTION SYS ARCHITECTS INC CL A	02/03/2006	04/03/2007	36,248.84	35,215.94	1,032.90
1200. TRANSACTION SYS ARCHITECTS INC CL A	03/27/2006	04/04/2007	39,271.07	38,265.50	1,005.57
500. #REORG/EQTY INNS INC TO CASH MERGER EFFECTIVE 10/2	01/25/2006	04/05/2007	8,457.02	7,687.51	769.51
900. TRANSACTION SYS ARCHITECTS INC CL A	03/27/2006	04/05/2007	29,475.26	28,559.59	915.67
900. #REORG/WA GROUP INTL INC CASH & STK MRGRTO URS CORP	11/28/2005	04/05/2007	58,234.96	48,187.12	10,047.84
700. #REORG/EQTY INNS INC TO CASH MERGER EFFECTIVE 10/2	02/21/2006	04/09/2007	11,838.14	10,627.94	1,210.20
1100. TRANSACTION SYS ARCHITECTS INC CL A	01/11/2006	04/09/2007	35,888.93	34,747.61	1,141.32
800. #REORG/WA GROUP INTL INC CASH & STK MRGRTO URS CORP	07/22/2005	04/09/2007	51,986.24	42,201.67	9,784.57
400. #REORG/EQTY INNS INC TO CASH MERGER EFFECTIVE 10/2	01/23/2006	04/10/2007	6,784.77	5,922.39	862.38
100. #REORG/EQTY INNS INC TO CASH MERGER EFFECTIVE 10/2	01/23/2006	04/10/2007	1,695.47	1,480.11	215.36
700. #REORG/WA GROUP INTL INC CASH & STK MRGRTO URS CORP	06/23/2005	04/10/2007	45,568.53	36,401.33	9,167.20
1000. TRANSACTION SYS ARCHITECTS INC CL A	01/12/2006	04/11/2007	32,507.30	31,412.13	1,095.17
1500. #REORG/WA GROUP INTL INC CASH & STK MRGRTO URS CORP	06/23/2005	04/11/2007	98,271.44	77,275.91	20,995.53
2500. TRANSACTION SYS ARCHITECTS INC CL A	03/30/2006	04/12/2007	80,779.51	78,180.74	2,598.77
2300. #REORG/WA GROUP INTL INC CASH & STK MRGRTO URS CORP	06/17/2005	04/12/2007	151,702.45	115,909.56	35,792.89
700. TRANSACTION SYS ARCHITECTS INC CL A	03/31/2006	04/13/2007	22,399.86	21,359.56	1,040.30
Totals					

JOYCE FOUNDATION FRIESS ASSOCIATES 26 - 27569
 Schedule D Detail of Long-term Capital Gains and Losses

Description	Date Acquired	Date Sold	Gross Sales Price	Cost or Other Basis	Long-term Gain/Loss
1700. #REORG/WA GROUP INTL INC CASH & STK MRGRTO URS CORP	06/15/2005	04/13/2007	112,281.07	84,204.64	28,076.43
100. #REORG/EQTY INNS INC TO CASH MERGER EFFECTIVE 10/2	01/20/2006	04/16/2007	1,677.00	1,474.32	202.68
400. TRANSACTION SYS ARCHITECTS INC CL A	12/29/2005	04/16/2007	12,973.80	11,709.74	1,264.06
400. #REORG/WA GROUP INTL INC CASH & STK MRGRTO URS CORP	06/10/2005	04/16/2007	26,757.79	19,769.01	6,988.78
1100. #REORG/EQTY INNS INC TO CASH MERGER EFFECTIVE 10/2	02/17/2006	04/17/2007	18,683.98	16,047.88	2,636.10
700. TRANSACTION SYS ARCHITECTS INC CL A	12/29/2005	04/17/2007	22,585.15	20,467.34	2,117.81
400. #REORG/WA GROUP INTL INC CASH & STK MRGRTO URS CORP	06/10/2005	04/17/2007	26,663.11	19,715.88	6,947.23
500. #REORG/EQTY INNS INC TO CASH MERGER EFFECTIVE 10/2	01/18/2006	04/18/2007	8,480.51	7,242.10	1,238.41
400. #REORG/WA GROUP INTL INC CASH & STK MRGRTO URS CORP	06/10/2005	04/18/2007	26,633.91	19,715.88	6,918.03
300. #REORG/EQTY INNS INC TO CASH MERGER EFFECTIVE 10/2	01/17/2006	04/19/2007	5,062.15	4,314.71	747.44
800. TRANSACTION SYS ARCHITECTS INC CL A	01/04/2006	04/19/2007	25,031.69	23,258.92	1,772.77
400. #REORG/WA GROUP INTL INC CASH & STK MRGRTO URS CORP	06/10/2005	04/19/2007	26,385.55	19,714.53	6,671.02
1000. TRANSACTION SYS ARCHITECTS INC CL A	01/03/2006	04/20/2007	31,147.72	28,708.18	2,439.54
500. #REORG/WA GROUP INTL INC CASH & STK MRGRTO URS CORP	06/09/2005	04/20/2007	33,233.59	24,638.10	8,595.49
600. #REORG/WA GROUP INTL INC CASH & STK MRGRTO URS CORP	06/09/2005	04/23/2007	40,453.72	29,481.24	10,972.48
2700. MICROS SYS INC COM 400. TETRA TECH INC NEW COM	02/28/2006	05/30/2007	149,729.98	121,089.68	28,640.30
1500. MICROS SYS INC COM 3100. MICROS SYS INC COM	04/20/2006	05/30/2007	8,707.22	7,645.41	1,061.81
200. TETRA TECH INC NEW COM	02/28/2006	05/31/2007	83,265.07	65,595.79	17,669.28
Totals	08/03/2005	06/01/2007	173,689.41	133,674.81	40,014.60
	03/30/2006	06/01/2007	4,556.23	3,632.32	923.91

JOYCE FOUNDATION FRIESS ASSOCIATES 26-27569
 Schedule D Detail of Long-term Capital Gains and Losses

Description	Date Acquired	Date Sold	Gross Sales Price	Cost or Other Basis	Long-term Gain/Loss
200. MICROS SYS INC COM	08/05/2005	06/05/2007	11,047.79	8,474.63	2,573.16
900. MICROS SYS INC COM	08/05/2005	06/06/2007	49,022.33	37,990.53	11,031.80
1500. MICROS SYS INC COM	06/07/2006	06/11/2007	79,820.82	63,076.31	16,744.51
400. MICROS SYS INC COM	06/07/2006	06/12/2007	21,177.47	16,808.92	4,368.55
1500. MICROS SYS INC COM	06/07/2006	06/13/2007	78,682.94	62,652.03	16,030.91
800. MICROS SYS INC COM	06/05/2006	06/14/2007	42,375.35	33,057.72	9,317.63
1100. MICROS SYS INC COM	06/01/2006	06/15/2007	58,471.91	44,816.00	13,655.91
800. MICROS SYS INC COM	05/19/2006	06/18/2007	42,544.46	32,438.16	10,106.30
1400. MICROS SYS INC COM	05/25/2006	06/18/2007	74,355.80	56,549.58	17,806.22
800. MICROS SYS INC COM	05/19/2006	06/18/2007	42,375.35	32,452.60	9,922.75
600. MICROS SYS INC COM	05/24/2006	06/19/2007	31,685.51	23,762.28	7,923.23
1300. MICROS SYS INC COM	05/17/2006	06/19/2007	68,947.43	51,259.91	17,687.52
600. PENSON WORLDWIDE INC COM	05/22/2006	07/05/2007	11,459.40	11,870.32	-410.92
4400. PENSON WORLDWIDE INC COM	05/25/2006	07/05/2007	84,347.14	80,508.52	3,838.62
100. MERIT MED SYS INC COM	07/03/2006	07/06/2007	1,171.25	1,401.78	-230.53
2600. PARAMETRIC TECHNOLOGY CORP					
COM NEW STK	03/31/2006	07/06/2007	44,727.89	42,080.41	2,647.48
9700. PARAMETRIC TECHNOLOGY CORP					
COM NEW STK	03/31/2006	07/06/2007	167,746.31	161,886.83	5,859.48
7900. PARAMETRIC TECHNOLOGY CORP					
COM NEW STK	02/21/2006	07/06/2007	134,577.60	126,340.66	8,236.94
2100. PARAMETRIC TECHNOLOGY CORP					
COM NEW STK	11/04/2005	07/06/2007	36,386.77	33,078.58	3,308.19
3700. PARAMETRIC TECHNOLOGY CORP					
COM NEW STK	11/08/2005	07/09/2007	64,530.34	58,088.18	6,442.16
3200. PARAMETRIC TECHNOLOGY CORP					
COM NEW STK	12/28/2005	07/10/2007	55,253.23	49,832.33	5,420.90
3700. PARAMETRIC TECHNOLOGY CORP					
COM NEW STK	02/28/2006	07/11/2007	64,090.78	57,345.38	6,745.40
400. MERIT MED SYS INC COM	07/03/2006	07/12/2007	4,599.28	5,607.12	-1,007.84
1160. PARAMETRIC TECHNOLOGY CORP					
COM NEW STK	02/28/2006	07/12/2007	20,402.34	17,750.38	2,651.96
2300. MERIT MED SYS INC COM	07/06/2006	07/13/2007	25,937.85	31,576.80	-5,638.95
640. PARAMETRIC TECHNOLOGY CORP					
COM NEW STK	12/15/2005	07/13/2007	11,157.46	9,381.84	1,775.62
Totals					

JOYCE FOUNDATION FRIESS ASSOCIATES 26-27569
 Schedule D Detail of Long-term Capital Gains and Losses

Description	Date Acquired	Date Sold	Gross Sales Price	Cost or Other Basis	Long-term Gain/Loss
1700. MERIT MED SYS INC COM	06/28/2006	07/16/2007	19,547.48	22,041.49	-2,494.01
1700. MERIT MED SYS INC COM	07/13/2006	07/16/2007	19,699.29	22,298.56	-2,599.27
800. MERIT MED SYS INC COM	06/26/2006	07/17/2007	9,205.21	10,236.00	-1,030.79
700. COMTECH TELECOMMUNICATIONS CORP COM NEW					
2300. MERIT MED SYS INC COM	03/06/2006	07/18/2007	33,052.93	23,046.73	10,006.20
200. MERIT MED SYS INC COM	06/27/2006	07/18/2007	25,561.57	28,791.19	-3,229.62
300. MERIT MED SYS INC COM	06/27/2006	07/18/2007	2,245.76	2,556.00	-310.24
200. COMTECH TELECOMMUNICATIONS	06/27/2006	07/18/2007	3,343.08	3,837.00	-493.92
1100. RTI INTL METALS INC	03/06/2006	07/20/2007	9,422.13	6,584.78	2,837.35
2500. RTI INTL METALS INC	04/04/2006	07/25/2007	84,698.15	62,051.55	22,646.60
1100. VOCUS INC COM	04/04/2006	07/26/2007	182,140.96	140,295.30	41,845.66
300. RTI INTL METALS INC	12/19/2005	07/26/2007	31,747.16	10,109.00	21,638.16
300. RTI INTL METALS INC	03/31/2006	07/27/2007	21,187.35	16,431.42	4,755.93
300. RTI INTL METALS INC	04/03/2006	07/27/2007	21,064.17	16,776.96	4,287.21
1000. RTI INTL METALS INC	04/03/2006	07/27/2007	70,698.71	55,232.12	15,466.59
1300. VOCUS INC COM	12/07/2005	07/27/2007	36,822.84	11,700.00	25,122.84
500. RTI INTL METALS INC	07/28/2006	07/30/2007	36,015.79	22,792.70	13,223.09
1900. RTI INTL METALS INC	07/28/2006	07/31/2007	147,663.65	83,148.11	64,515.54
1400. RAM HLDGS LTD COM STK USD0.01					
800. MOBILE MINI INC COM	05/15/2006	08/06/2007	9,738.11	18,613.55	-8,875.44
1200. MOOG INC CL A	07/25/2006	08/07/2007	19,010.91	23,213.44	-4,202.53
500. MOOG INC CL A	07/27/2006	08/07/2007	49,707.79	43,640.34	6,067.45
3500. RAM HLDGS LTD COM STK USD0.01					
4300. MOBILE MINI INC COM	04/28/2006	08/07/2007	28,736.31	45,842.14	-17,105.83
1600. MOOG INC CL A	07/25/2006	08/08/2007	104,732.20	112,513.84	-7,781.64
2800. RAM HLDGS LTD COM STK USD0.01					
7700. MOBILE MINI INC COM	08/03/2006	08/08/2007	69,691.41	57,116.91	12,574.50
300. MOOG INC CL A	04/27/2006	08/08/2007	27,594.69	36,400.00	-8,805.31
4000. MOBILE MINI INC COM	07/21/2005	08/09/2007	193,736.73	100,798.87	92,937.86
1500. MOOG INC CL A	08/03/2006	08/09/2007	12,752.29	10,303.00	2,449.29
1000. MOOG INC CL A	10/01/2004	08/10/2007	99,191.67	50,516.00	48,675.67
1000. MOOG INC CL A	07/31/2006	08/10/2007	65,551.39	51,493.06	14,058.33
1000. MOOG INC CL A	07/28/2006	08/10/2007	44,089.82	34,338.60	9,751.22
Totals					

JOYCE FOUNDATION FRIESS ASSOCIATES 26-27569
 Schedule D Detail of Long-term Capital Gains and Losses

Description	Date Acquired	Date Sold	Gross Sales Price	Cost or Other Basis	Long-term Gain/Loss
600. MOOG INC CL A	07/31/2006	08/14/2007	25,115.91	20,558.64	4,557.27
1200. MOOG INC CL A	08/01/2006	08/15/2007	49,402.76	40,440.80	8,961.96
900. MOOG INC CL A	08/01/2006	08/16/2007	36,613.32	30,076.92	6,536.40
1400. NUANCE COMMUNICATIONS INC	07/10/2006	08/28/2007	26,015.66	13,001.47	13,014.19
1300. NUANCE COMMUNICATIONS INC	07/07/2006	08/28/2007	24,136.86	12,092.60	12,044.26
2800. NUANCE COMMUNICATIONS INC	07/10/2006	09/05/2007	54,575.92	25,979.24	28,596.68
3200. NUANCE COMMUNICATIONS INC	08/03/2006	09/05/2007	63,299.83	29,669.96	33,629.87
1500. NUANCE COMMUNICATIONS INC	07/31/2006	09/06/2007	29,431.49	13,894.11	15,537.38
1600. NUANCE COMMUNICATIONS INC	07/31/2006	09/06/2007	31,535.51	14,828.16	16,707.35
1600. NUANCE COMMUNICATIONS INC	06/27/2006	09/07/2007	29,957.94	14,815.20	15,142.74
2900. NUANCE COMMUNICATIONS INC	06/28/2006	09/11/2007	53,920.03	26,789.10	27,130.93
4100. MCDERMOTT INTL INC COM STK					
\$1 PAR	07/21/2005	09/18/2007	204,438.45	30,813.36	173,625.09
1600. NUANCE COMMUNICATIONS INC	08/02/2006	09/18/2007	29,071.87	14,742.21	14,329.66
900. MCDERMOTT INTL INC COM STK					
\$1 PAR	04/21/2005	09/19/2007	47,131.91	6,737.88	40,394.03
1200. NUANCE COMMUNICATIONS INC	08/02/2006	09/19/2007	22,019.42	11,022.50	10,996.92
2200. MCDERMOTT INTL INC COM STK					
\$1 PAR	04/21/2005	09/20/2007	115,590.63	16,266.73	99,323.90
300. MCDERMOTT INTL INC COM STK					
\$1 PAR	04/19/2005	09/21/2007	15,907.55	2,212.02	13,695.53
800. NUANCE COMMUNICATIONS INC	07/12/2006	09/21/2007	14,914.57	7,292.00	7,622.57
1900. MCDERMOTT INTL INC COM STK					
\$1 PAR	04/19/2005	09/24/2007	103,829.04	14,009.46	89,819.58
200. MCDERMOTT INTL INC COM STK					
\$1 PAR	04/19/2005	09/25/2007	10,717.49	1,474.68	9,242.81
300. NUANCE COMMUNICATIONS INC	07/12/2006	09/27/2007	5,909.99	2,734.50	3,175.49
3400. NUANCE COMMUNICATIONS INC	08/01/2006	10/01/2007	65,648.57	30,896.93	34,751.64
1000. AMERN MED SYS HLDGS INC					
COM STK	09/21/2006	10/02/2007	16,939.74	19,008.50	-2,068.76
1700. NUANCE COMMUNICATIONS INC	06/21/2006	10/02/2007	32,797.59	15,156.57	17,641.02
100. NUANCE COMMUNICATIONS INC	07/13/2006	10/02/2007	1,936.64	881.81	1,054.83
5700. AMERN MED SYS HLDGS INC					
COM STK	08/24/2006	10/03/2007	93,763.56	96,269.74	-2,506.18
1700. NUANCE COMMUNICATIONS INC	07/13/2006	10/03/2007	32,964.19	14,990.77	17,973.42
Totals					

JOYCE FOUNDATION FRIESS ASSOCIATES 26-27569
 Schedule D Detail of Long-term Capital Gains and Losses

Description	Date Acquired	Date Sold	Gross Sales Price	Cost or Other Basis	Long-term Gain/Loss
200. NUANCE COMMUNICATIONS INC	07/13/2006	10/03/2007	3,878.32	1,763.62	2,114.70
2800. AMERN MED SYS HLDGS INC COM STK	06/09/2006	10/04/2007	45,796.09	46,270.01	-473.92
1600. MCDERMOTT INTL INC COM STK \$1 PAR	04/19/2005	10/04/2007	91,997.31	11,797.44	80,199.87
700. MCDERMOTT INTL INC COM STK \$1 PAR	04/19/2005	10/04/2007	40,296.63	5,161.38	35,135.25
500. MCDERMOTT INTL INC COM STK \$1 PAR	04/19/2005	10/04/2007	28,750.50	3,686.70	25,063.80
1000. MCDERMOTT INTL INC COM STK \$1 PAR	04/19/2005	10/04/2007	57,701.31	7,373.40	50,327.91
1900. NUANCE COMMUNICATIONS INC	07/13/2006	10/04/2007	37,687.82	16,754.39	20,933.43
1300. NUANCE COMMUNICATIONS INC	07/13/2006	10/04/2007	25,612.72	11,463.53	14,149.19
1300. AMERN.MED SYS HLDGS INC COM STK	06/07/2006	10/05/2007	21,362.05	21,472.10	-110.05
100. ASTA FDG INC COM	09/21/2006	10/05/2007	3,792.15	3,919.68	-127.53
1400. MCDERMOTT INTL INC COM STK \$1 PAR	04/19/2005	10/05/2007	81,199.59	10,322.76	70,876.83
600. MCDERMOTT INTL INC COM STK \$1 PAR	04/19/2005	10/05/2007	34,841.58	4,424.04	30,417.54
400. MCDERMOTT INTL INC COM STK \$1 PAR	04/19/2005	10/05/2007	23,152.72	2,949.36	20,203.36
4400. NUANCE COMMUNICATIONS INC	09/21/2006	10/05/2007	91,079.92	37,280.55	53,799.37
1800. NUANCE COMMUNICATIONS INC	07/13/2006	10/05/2007	37,311.26	15,828.02	21,483.24
1300. NUANCE COMMUNICATIONS INC	06/19/2006	10/05/2007	26,705.62	11,261.25	15,444.37
7600. AMERN MED SYS HLDGS INC COM STK	06/16/2006	10/08/2007	124,761.20	125,089.54	-328.34
100. MCDERMOTT INTL INC COM STK \$1 PAR	04/19/2005	10/08/2007	5,795.67	737.34	5,058.33
400. MCDERMOTT INTL INC COM STK \$1 PAR	04/19/2005	10/08/2007	23,046.04	2,949.36	20,096.68
2800. NUANCE COMMUNICATIONS INC	08/24/2006	10/08/2007	59,218.25	22,990.02	36,228.23
2700. AMERN MED SYS HLDGS INC COM STK	06/16/2006	10/09/2007	44,171.05	44,045.37	125.68
Totals					

ISA
7F09701000

JOYCE FOUNDATION FRIESS ASSOCIATES 26 - 27569
 Schedule D Detail of Long-term Capital Gains and Losses

Description	Date Acquired	Date Sold	Gross Sales Price	Cost or Other Basis	Long-term Gain/Loss
500. MCDERMOTT INTL INC COM STK					
\$1 PAR	04/19/2005	10/09/2007	28,774.70	3,686.70	25,088.00
10000. AMERN MED SYS HLDGS INC					
COM STK					
100. ASTA FDG INC COM	06/29/2006	10/10/2007	162,547.50	159,360.81	3,186.69
5000. AMERN MED SYS HLDGS INC	09/21/2006	10/10/2007	3,901.45	3,919.68	-18.23
COM STK					
4400. #REORG/UTD INDL CORP CASH	06/28/2006	10/11/2007	83,023.72	76,846.86	6,176.86
MERGER EFF 12/18/07					
1300. #REORG/UTD INDL CORP CASH	09/21/2006	10/26/2007	354,439.21	235,630.33	118,808.88
MERGER EFF 12/18/07					
1300. #REORG/UTD INDL CORP CASH	05/18/2006	10/29/2007	104,823.50	62,440.54	42,382.96
MERGER EFF 12/18/07					
900. #REORG/UTD INDL CORP CASH	11/30/2005	10/30/2007	104,862.50	57,278.28	47,584.22
MERGER EFF 12/18/07					
900. #REORG/UTD INDL CORP CASH	12/28/2005	10/31/2007	72,590.63	37,655.88	34,934.75
MERGER EFF 12/18/07					
1500. ON ASSIGNMENT INC COM	12/29/2005	11/01/2007	72,606.47	36,904.36	35,702.11
5800. ON ASSIGNMENT INC COM	10/16/2006	11/02/2007	9,341.70	16,139.95	-6,798.25
100. INTERFACE INC CL A	10/31/2006	11/02/2007	36,340.50	66,184.68	-29,844.18
3200. ON ASSIGNMENT INC COM	10/27/2006	11/05/2007	1,820.67	1,492.10	328.57
1200. INTERFACE INC CL A	10/11/2006	11/05/2007	19,687.05	33,343.56	-13,656.51
1000. ON ASSIGNMENT INC COM	10/27/2006	11/06/2007	21,458.07	17,852.24	3,605.83
100. INTERFACE INC CL A	10/03/2006	11/06/2007	6,199.90	9,892.70	-3,692.80
1300. ADR NICE SYS LTD SPONSORED	10/19/2006	11/08/2007	1,812.53	1,422.89	389.64
ADR					
1100. ADR NICE SYS LTD SPONSORED	10/13/2006	11/09/2007	44,931.86	40,435.95	4,495.91
ADR					
1300. INTERFACE INC CL A	10/16/2006	11/09/2007	38,321.10	35,179.83	3,141.27
600. ADR NICE SYS LTD SPONSORED	10/20/2006	11/12/2007	23,780.66	18,489.20	5,291.46
ADR					
2500. INTERFACE INC CL A	10/19/2006	11/12/2007	21,184.59	18,644.32	2,540.27
3100. ADR NICE SYS LTD SPONSORED	10/25/2006	11/13/2007	44,168.07	35,187.96	8,980.11
ADR					
400. ASTA FDG INC COM	10/20/2006	11/13/2007	106,919.22	95,655.58	11,263.64
Totals	07/13/2006	11/14/2007	15,212.53	14,397.40	815.13

JOYCE FOUNDATION FRIESS ASSOCIATES 26-27569
Schedule D Detail of Long-term Capital Gains and Losses

Description	Date Acquired	Date Sold	Gross Sales Price	Cost or Other Basis	Long-term Gain/Loss
1900. INTERFACE INC CL A	10/23/2006	11/14/2007	34,521.90	26,666.87	7,855.03
1900. ADR NICE SYS LTD SPONSORED ADR					
2500. INTERFACE INC CL A	11/01/2006	11/14/2007	62,746.53	58,017.10	4,729.43
1000. INTERFACE INC CL A	10/24/2006	11/15/2007	46,102.04	34,691.61	11,410.43
900. ADR NICE SYS LTD SPONSORED ADR	10/12/2006	11/15/2007	18,253.52	14,032.10	4,221.42
1400. INTERFACE INC CL A	11/01/2006	11/15/2007	29,300.76	27,279.99	2,020.77
3700. ADR NICE SYS LTD SPONSORED ADR	10/17/2006	11/16/2007	25,538.96	19,225.12	6,313.84
1000. INTERFACE INC CL A	11/10/2006	11/16/2007	118,267.20	110,870.62	7,396.58
2100. ADR NICE SYS LTD SPONSORED ADR	10/13/2006	11/19/2007	17,482.13	13,691.31	3,790.82
2000. INTERFACE INC CL A	11/09/2006	11/19/2007	68,020.26	62,129.93	5,890.33
1300. INTERFACE INC CL A	10/11/2006	11/20/2007	34,675.46	27,290.28	7,385.18
700. INTERFACE INC CL A	10/09/2006	11/20/2007	22,622.64	17,699.58	4,923.06
300. ASTA FDG INC COM	10/10/2006	11/21/2007	11,888.82	9,511.12	2,377.70
500. ASTA FDG INC COM	07/13/2006	12/27/2007	8,376.86	10,794.69	-2,417.83
	04/28/2006	12/31/2007	13,060.49	17,890.10	-4,829.61
TOTAL 15% RATE CAPITAL GAINS (LOSSES)			10838499.00	7820891.00	3017609.00
Totals			10838499.00	7820891.00	3017609.00

Account Name:
 JOYCE FOUNDATION BAR N HANLEY MEWHINNEY &
 STRAUSS 26-36074



Northern Trust

CDL

THE NORTHERN TRUST COMPANY
 P.O. BOX 804358
 CHICAGO, IL 60680

AGENT/CUSTODIAN TAX INFORMATION LETTER

Principal:

THE JOYCE FOUNDATION
 ATTN: GIL SARMIENTO
 THREE FIRST NATIONAL PLAZA
 70 WEST MADISON STREET, SUITE 2750
 CHICAGO, IL 60602

I.D. Number: XX-XXX9185
 Tax Year
 Beginning 01/01/2007
 Ending 12/31/2007

ENTER THE AMOUNTS LISTED BELOW ON YOUR U S INCOME TAX RETURN

I N C O M E

FOREIGN DIVIDEND INCOME:

QUALIFIED	224,003.
TOTAL FOR YEAR	224,003.

DIVIDEND INCOME:

QUALIFIED	1,599,288.
TOTAL FOR YEAR	1,649,903.

SHORT TERM GAINS OR LOSSES:

OTHER GAIN OR LOSS	309,084.
--------------------------	----------

LONG TERM GAINS OR LOSSES:

CAPITAL GAIN DIVIDENDS	53,652.
OTHER GAIN OR LOSS	6,166,194.

D E D U C T I O N S

AGENCY FEES	10,248.
OTHER DEDUCTIONS	312,476.

T A X C R E D I T S

FOREIGN TAX CREDIT INFORMATION:

COUNTRY	GROSS INCOME	TAXES	DATE PAID
-----	-----	-----	-----
BERMUDA	33,592.	NONE	12/31/2007
PANAMA	48,644.	NONE	12/31/2007
UNITED KINGDOM	141,767.	NONE	12/31/2007
TOTALS	224,003.	NONE	
	=====	=====	

Report the amounts listed above on your 2007 tax return. These may differ from payments actually received by you. The difference may be caused by the exclusion of tax-exempt income, our agreed plan of remitting, fiduciary deduction, or variance between your taxable year and that of this account. If you have interests in other accounts, appropriate schedules will follow.

JOYCE FOUNDATION BARROW HANLEY MEWHINNEY &
Schedule D Detail of Long-term Capital Gains and Losses

Description	Date Acquired	Date Sold	Gross Sales Price	Cost or Other Basis	Long-term Gain/Loss
15% RATE CAPITAL GAINS (LOSSES)					
7400. MATTEL INC	04/21/2004	01/10/2007	172,968.94	132,876.04	40,092.90
18100. SCHERING PLOUGH CORP	10/02/2002	01/10/2007	429,107.03	400,374.67	28,732.36
2500. STANLEY WORKS	06/30/2003	01/10/2007	129,712.76	68,974.50	60,738.26
1672. IDEARC INC COM STK	07/08/2005	01/11/2007	49,966.68	45,206.92	4,759.76
1000. STANLEY WORKS	06/30/2003	01/17/2007	53,526.55	27,589.80	25,936.75
15200. NOKIA CORP SPONSORED ADR	02/14/2005	01/25/2007	320,524.70	241,622.48	78,902.22
2000. STANLEY WORKS	06/30/2003	01/26/2007	110,952.79	55,179.60	55,773.19
6500. SCHERING PLOUGH CORP	08/13/2003	01/30/2007	161,625.97	105,528.38	56,097.59
5500. SCHERING PLOUGH CORP	03/07/2003	01/30/2007	136,839.09	92,810.99	44,028.10
2100. BAXTER INTL INC	01/24/2003	02/21/2007	106,090.63	60,852.75	45,237.88
7600. MATTEL INC	04/21/2004	02/21/2007	205,369.24	135,592.16	69,777.08
2700. MATTEL INC	04/22/2004	02/21/2007	73,928.31	48,323.17	25,605.14
3000. MATTEL INC	04/30/2004	02/22/2007	81,083.90	52,774.84	28,309.06
600. NOKIA CORP SPONSORED ADR	02/14/2005	02/22/2007	13,670.57	9,625.38	4,045.19
23300. NOKIA CORP SPONSORED ADR	02/15/2005	02/22/2007	529,888.61	374,058.17	155,830.44
1400. MATTEL INC	04/30/2004	02/23/2007	37,602.84	23,936.36	13,666.48
7900. MATTEL INC	05/05/2004	03/02/2007	208,461.95	138,182.42	70,279.53
4800. MATTEL INC	05/05/2004	03/05/2007	126,362.35	84,033.60	42,328.75
1600. MATTEL INC	05/05/2004	03/05/2007	41,890.55	28,011.20	13,879.35
5400. MATTEL INC	05/05/2004	03/05/2007	142,488.12	94,537.80	47,950.32
4200. MATTEL INC	05/07/2004	03/06/2007	111,051.30	72,957.52	38,093.78
1700. MATTEL INC	05/07/2004	03/06/2007	44,946.61	29,426.66	15,519.95
6800. BAXTER INTL INC	02/10/2003	03/14/2007	343,532.24	185,340.92	158,191.32
17200. SCHERING PLOUGH CORP	08/22/2003	03/21/2007	417,090.16	263,177.96	153,912.20
19900. NOKIA CORP SPONSORED ADR	03/01/2005	03/23/2007	456,504.97	320,334.49	136,170.48
42100. DOLLAR GENERAL CORP	04/07/2004	04/11/2007	889,942.46	544,203.17	345,739.29
12100. MATTEL INC	07/07/2004	04/18/2007	343,868.26	211,017.70	132,850.56
2100. MATTEL INC	05/07/2004	04/18/2007	59,672.47	36,350.58	23,321.89
.03 KRAFT FOODS INC CL A	07/10/1998	04/19/2007	0.97	0.43	0.54
2500. MATTEL INC	07/07/2004	04/20/2007	70,804.66	43,975.00	26,829.66
300. MATTEL INC	11/04/2004	04/23/2007	8,674.78	5,308.33	3,366.45
3100. MATTEL INC	11/05/2004	04/23/2007	89,158.66	55,719.47	33,439.19
Totals					

JOYCE FOUNDATION BARROW HANLEY MEWHINNEY &
Schedule D Detail of Long-term Capital Gains and Losses

Description	Date Acquired	Date Sold	Gross Sales Price	Cost or Other Basis	Long-term Gain/Loss
700. MATTEL INC	11/05/2004	04/30/2007	20,139.39	12,617.57	7,521.82
1000. MATTEL INC	11/08/2004	05/02/2007	28,860.05	18,022.58	10,837.47
800. MATTEL INC	11/08/2004	05/03/2007	23,099.81	14,417.20	8,682.61
9500. MATTEL INC	11/09/2004	05/09/2007	275,245.93	171,675.55	103,570.38
3000. WASHINGTON MUTUAL INC	12/10/2003	06/06/2007	130,072.90	113,965.42	16,107.48
4900. WASHINGTON MUTUAL INC	09/12/2003	06/06/2007	212,591.57	181,984.53	30,607.04
1200. WASHINGTON MUTUAL INC	09/12/2003	06/06/2007	52,091.20	40,227.71	11,863.49
3000. WASHINGTON MUTUAL INC	06/06/2005	06/07/2007	129,161.22	118,245.44	10,915.78
6400. WASHINGTON MUTUAL INC	12/10/2003	06/07/2007	275,503.62	245,140.48	30,363.14
6500. BAXTER INTL INC	03/13/2003	06/13/2007	366,747.78	166,253.34	200,494.44
23944. KRAFT FOODS INC CL A	09/22/2004	06/13/2007	841,238.00	298,657.17	542,580.83
19800. DOLLAR GENERAL CORP	05/26/2005	06/21/2007	429,257.42	386,573.63	42,683.79
16300. SLM CORPORATION SECURITIES	12/18/2003	06/22/2007	937,159.04	590,173.92	346,985.12
100. DOLLAR GENERAL CORP	05/26/2005	06/25/2007	2,153.51	1,960.40	193.11
18600. CONAGRA INC	03/13/2003	06/27/2007	488,707.51	454,710.60	33,996.91
13800. CONAGRA INC	08/16/2005	06/27/2007	364,954.72	296,741.70	68,213.02
11900. NOKIA CORP SPONSORED ADR	03/01/2005	08/07/2007	352,043.01	193,891.46	158,151.55
2700. DOMINION RES INC VA NEW	04/21/2006	08/09/2007	244,893.27	199,853.57	45,039.70
3800. BK AMER CORP COM	07/17/2002	08/17/2007	194,139.02	85,557.81	108,581.21
8300. BAXTER INTL INC	03/14/2003	08/30/2007	448,649.63	172,489.80	276,159.83
7100. BK AMER CORP COM	10/27/2003	09/18/2007	354,582.06	186,447.51	168,134.55
9200. NOKIA CORP SPONSORED ADR	03/01/2005	09/26/2007	346,305.69	149,899.28	196,406.41
5500. MGIC INVT CORP WIS	09/30/2002	10/17/2007	152,178.26	220,165.00	-67,986.74
1500. HARTFORD FINL SVCS GROUP	01/04/2001	10/26/2007	146,722.35	96,307.05	50,415.30
1900. ENTERGY CORP NEW	05/21/1998	11/20/2007	224,479.47	45,713.76	178,765.71
1900. ALTRIA GROUP INC COM	07/13/1998	12/03/2007	147,243.75	57,006.50	90,237.25
1500. BP AMOCO P L C SPONSORED	12/01/2000	12/03/2007	109,588.32	71,889.95	37,698.37
1500. BK AMER CORP COM	10/27/2003	12/03/2007	68,137.95	55,580.48	12,557.47
3100. BAXTER INTL INC	03/31/2003	12/03/2007	181,542.21	60,485.06	121,057.15
7700. BRISTOL MYERS SQUIBB CO	02/11/2002	12/03/2007	225,798.27	380,541.35	-154,743.08
1300. BURLINGTON NORTHN SANTA FE CORP					
3800. CAPITAL ONE FINL CORP	08/21/2001	12/03/2007	108,422.37	34,497.75	73,924.62
2600. CARNIVAL CORP COM PAIRED CORP & 1 SH	09/28/2005	12/03/2007	192,153.93	304,952.12	-112,798.19
Totals			116,392.15	64,536.94	51,855.21

JOYCE FOUNDATION BARROW HANLEY MEWHINNEY &
Schedule D Detail of Long-term Capital Gains and Losses

Description	Date		Date Sold	Gross Sales Price	Cost or Other Basis	Long-term Gain/Loss
	Acquired					
600. CHEVRONTXACO CORP	10/31/2002		12/03/2007	52,391.19	20,128.86	32,262.33
2800. CITIGROUP INC	07/05/2002		12/03/2007	91,950.59	107,152.06	-15,201.47
5900. CONOCOPHILLIPS	12/11/2000		12/03/2007	469,595.05	168,214.65	301,380.40
2000. DOMINION RES INC VA NEW	04/24/2006		12/03/2007	94,298.55	73,943.98	20,354.57
2000. E I DU PONT DE NEMOURS &	06/27/2006		12/03/2007	94,002.56	82,100.00	11,902.56
2600. DUKE ENERGY CORP NEW COM	05/10/2004		12/03/2007	51,281.61	29,132.18	22,149.43
2000. EMERSON ELECTRIC CO	09/27/2001		12/03/2007	114,965.23	49,509.95	65,455.28
1300. ENERGY CORP NEW	05/21/1998		12/03/2007	155,173.16	31,277.83	123,895.33
1500. HARTFORD FINL SVCS GROUP	01/23/2001		12/03/2007	141,918.82	93,893.23	48,025.59
2100. HONEYWELL INTL INC	07/10/2001		12/03/2007	119,849.15	72,771.51	47,077.64
3000. ILLINOIS TOOL WORKS INC	09/28/2005		12/03/2007	164,259.48	119,842.95	44,416.53
2400. ADR IMPERIAL TOB GROUP PLC						
SPONSORED						
2900. L-3 COMMUNICATIONS HLDGS	09/25/1996		12/03/2007	247,828.12	30,550.74	217,277.38
4900. NOKIA CORP SPONSORED ADR	11/07/2006		12/03/2007	324,968.15	232,632.47	92,335.68
2800. OCCIDENTAL PETROLEUM CORP	03/24/2005		12/03/2007	197,038.23	77,912.88	119,125.35
5600. PFIZER INC	04/15/1997		12/03/2007	196,570.99	32,030.46	164,540.53
2600. SLM CORPORATION SECURITIES	07/16/2004		12/03/2007	131,709.98	180,592.16	-48,882.18
1300. SPECTRA ENERGY CORP COM	04/16/2004		12/03/2007	96,094.52	98,116.41	-2,021.89
2500. STANLEY WORKS	05/10/2004		12/03/2007	32,395.50	21,718.10	10,677.40
1200. UST INC	07/01/2003		12/03/2007	128,291.03	68,605.16	59,685.87
2900. UNITEDHEALTH GROUP INC	12/08/1999		12/03/2007	69,045.98	31,206.00	37,839.98
3500. VERIZON COMMUNICATIONS	05/05/2006		12/03/2007	157,386.97	134,030.75	23,356.22
2500. WELLPPOINT INC COM	02/02/2001		12/03/2007	150,662.54	175,016.05	-24,353.51
2700. WELLS FARGO & CO NEW	12/04/2003		12/03/2007	210,923.77	92,573.81	118,349.96
2800. WYETH LABS	08/12/2003		12/03/2007	85,528.74	67,697.64	17,831.10
1200. XL CAP LTD CL A	02/01/2005		12/03/2007	135,087.01	109,412.80	25,674.21
	06/13/2002		12/03/2007	69,309.97	94,749.08	-25,439.11
TOTAL 15% RATE CAPITAL GAINS (LOSSES)				17940091.00	11773898.00	6166194.00
Totals				17940091.00	11773898.00	6166194.00

Account Name:
JOYCE FOUNDATION INV. FORMS 26-36079



CDL

THE NORTHERN TRUST COMPANY
P.O. BOX 804358
CHICAGO, IL 60680

AGENT/CUSTODIAN TAX INFORMATION LETTER

Principal:

THE JOYCE FOUNDATION
ATTN: GIL SARMIENTO
70 W. MADISON STREET, SUITE 2750
CHICAGO, IL 60602

I.D. Number: XX-XXX9185

Tax Year
Beginning 01/01/2007
Ending 12/31/2007

ENTER THE AMOUNTS LISTED BELOW ON YOUR U S INCOME TAX RETURN

I N C O M E

DIVIDEND INCOME:

QUALIFIED	NONE
TOTAL FOR YEAR	3,635,619.
SHORT TERM GAINS OR LOSSES:	
COMMON TRUST FUND GAIN OR LOSS	343,990.
LONG TERM GAINS OR LOSSES:	
COMMON TRUST FUND GAIN OR LOSS	7,139,523.
OTHER GAIN OR LOSS	10,506,305.
OTHER TAXABLE INCOME	67,303.

D E D U C T I O N S

INTEREST EXPENSE	691.
OTHER DEDUCTIONS	83,629.

S T A T E I N C O M E T A X I N F O R M A T I O N

FOR ILLINOIS STATE INCOME TAX PURPOSES:

THE ABOVE ITEMS ARE USED IN CALCULATING YOUR FEDERAL ADJUSTED GROSS INCOME. THE FOLLOWING ITEMS, IF ANY, ARE MODIFICATIONS OF THAT INCOME. IF YOU HAVE ANY QUESTIONS, YOU SHOULD CONSULT YOUR TAX COUNSEL.

ADJUSTMENTS TO FEDERAL AMOUNTS NONE

IF YOU HAVE ANY QUESTIONS CONCERNING THE PRECEDING INFORMATION, PLEASE CALL ALEXANDRA BRZEZINSKI AT (312)444-3045.

Report the amounts listed above on your 2007 tax return. These may differ from payments actually received by you. The difference may be caused by the exclusion of tax-exempt income, our agreed plan of remitting, fiduciary deduction, or variance between your taxable year and that of this account. If you have interests in other accounts, appropriate schedules will follow.

TAXABLE YEAR ENDING 12/31/07

JOY02 17-19012

The following amounts represent the total short and long-term realized gains and losses for the year ending December 31, 2007

Short-term Realized Gains/Losses (including translation)	2,777,876 61
Long-term Realized Gains/Losses (including translation)	4,669,576 62

TRANSLATION GAIN/LOSS BREAKDOWN

Translation Gain/Loss due to Sales	1,055,473 64
Translation Gain/Loss due to Capital Changes	7 80
Translation Gain/Loss due to Foreign Exchange	(14,476 16)
Translation Gain/Loss due to Cash Disbursements	30,261 74
Translation Gain/Loss due to Maturities	0 00
Translation Gain/Loss due to Amortization	0 00
TOTAL TRANSLATION GAIN/LOSS	1,071,267.02

THE JOYCE FOUNDATION
 36-6079185
 2007 - 990-PF
 Part XV, Lines 3(a) and 3 (b)

<u>Category</u>	<u>Unpaid 12/31/2006</u>	<u>2007 Grants Approved</u>	<u>2007 Recissions</u>	<u>2007 Grants Paid</u>	<u>Unpaid 12/31/2007</u>
CULTURE	\$732,000	\$1,885,000	\$0	\$1,977,000	\$640,000
EDUCATION	\$4,148,174	\$8,229,603	\$0	\$8,463,429	\$3,914,348
EMPLOYMENT	\$9,765,597	\$3,319,000	\$0	\$7,305,108	\$5,779,489
ENVIRONMENT	\$5,471,706	\$8,784,615	\$0	\$9,295,406	\$4,960,915
GUN VIOLENCE	\$3,155,114	\$3,065,018	\$0	\$3,274,049	\$2,946,083
SPECIAL OPPORTUNITIES	\$385,000	\$1,579,395	\$0	\$1,239,395	\$725,000
MONEY AND POLITICS	\$2,372,418	\$2,481,236	\$0	\$3,124,502	\$1,729,152
DISCRETIONARY GRANTS	\$0	\$749,133	\$0	\$749,133	\$0
EMPLOYEE MATCHING	\$0	\$27,626	\$0	\$27,626	\$0
MEMBERSHIP GRANTS	\$0	\$105,600	\$0	\$105,600	\$0
TOTAL	\$26,030,009	\$30,226,226	\$0	\$35,561,248	\$20,694,987

Schedule of Appropriations and Payments, by Program Area Fiscal Year 2007

12/31/2007

Recipient and/or Purpose	Tax Status	Beginning Balance 2007	Newly Allocated 2007	Amended 2007	Amount Paid 2007	Ending Balance 2007
<u>Culture</u>						
Alliance of Artists Communities 255 South Main Street Providence, RI 02903 <i>To support Midwestern Voices & Visions, a project designed to encourage minority participation at midwestern artist communities (3 yrs.)</i> \$180,000.00 2005		\$52,000.00	\$0.00	\$0.00	\$52,000.00	\$0.00
Americans for the Arts 1000 Vermont Avenue, NW 6th Floor Washington, DC 20005 <i>To support a professional development fund for young arts professionals of color from Chicago.</i> \$30,000.00 2007		\$0.00	\$30,000.00	\$0.00	\$30,000.00	\$0.00
Arts & Business Council of Chicago 70 E. Lake Street Suite 1200 Chicago, IL 60601-5907 <i>To strengthen infrastructure at three cultural organizations by providing management assessment, board development, financial, and marketing services.</i> \$160,000.00 2007	Public Charity	\$0.00	\$160,000.00	\$0.00	\$80,000.00	\$80,000.00

Fiscal Year 2007

Recipient and/or Purpose	Tax Status	Beginning Balance 2007	Newly Allocated 2007	Amended 2007	Amount Paid 2007	Ending Balance 2007
Arts & Business Council of Chicago 70 E. Lake Street Suite 1200 Chicago, IL 60601-5907 <i>To support IMPACT (Increasing Multi-cultural Perspectives in the Arts, Culture and Theater), an initiative designed to increase minority participation on Chicago's major cultural boards.</i> \$100,000.00 2007	Public Charity	\$0.00	\$100,000.00	\$0.00	\$100,000.00	\$0.00
Black Ensemble Theater Corporation 4520 North Beacon Street Chicago, IL 60640 <i>To manage its capital campaign and other fund-raising activities. (2 yrs.)</i> \$150,000.00 2006	Public Charity	\$75,000.00	\$0.00	\$0.00	\$75,000.00	\$0.00
Black Ensemble Theater Corporation 4520 North Beacon Street Chicago, IL 60640 <i>To support the Association of American Cultures Open Dialogue Conference.</i> \$1,000.00 2007	Public Charity	\$0.00	\$1,000.00	\$0.00	\$1,000.00	\$0.00
Cambodian Association of Illinois 2831 West Lawrence Avenue Chicago, IL 60625 <i>Support for its Cambodian American Heritage Museum and Killing Fields Memorial. (2 yrs.)</i> \$99,000.00 2006	Public Charity	\$50,000.00	\$0.00	\$0.00	\$50,000.00	\$0.00

Fiscal Year 2007

Recipient and/or Purpose	Tax Status	Beginning Balance 2007	Newly Allocated 2007	Amended 2007	Amount Paid 2007	Ending Balance 2007
Chicago Children's Museum Navy Pier 700 E. Grand Ave. Suite 127 Chicago, IL 60611-3428 <i>To continue support of its institutional plan to increase the diversity of its audience, staff, and board.</i> \$200,000.00 2007	Public Charity	\$0.00	\$200,000.00	\$0.00	\$100,000.00	\$100,000.00
Chicago Children's Theatre 1464 North Milwaukee Avenue Second Floor Chicago, IL 60622 <i>To support the Association of American Cultures Open Dialogue Conference.</i> \$1,000.00 2007		\$0.00	\$1,000.00	\$0.00	\$1,000.00	\$0.00
Chicago Community Trust 111 East Wacker Drive Suite 1400 Chicago, IL 60601 <i>to support museum to inspire civic dialogue, support social reflection, and provide experience to explore the history and effects of public housing in America.</i> \$10,000.00 2007	Public Charity	\$0.00	\$10,000.00	\$0.00	\$10,000.00	\$0.00
Chicago Human Rhythm Project 2936 N. Southport Avenue Chicago, IL 60657 <i>To support efforts to increase staff, board and audience diversity</i> \$30,000.00 2007		\$0.00	\$30,000.00	\$0.00	\$30,000.00	\$0.00

Fiscal Year 2007

Recipient and/or Purpose	Tax Status	Beginning Balance 2007	Newly Allocated 2007	Amended 2007	Amount Paid 2007	Ending Balance 2007
Chicago Music and Dance Theater, Inc. 205 E. Randolph Chicago, IL 60601 <i>To support a free community access performance by the Sphinx Symphony.</i> \$20,000.00 2007	Public Charity	\$0.00	\$20,000.00	\$0.00	\$20,000.00	\$0.00
Chicago Sinfonietta Inc. 70 E. Lake Street Suite 226 Chicago, IL 60601 <i>To support its concert season, the implementation of an updated strategic plan, and strategies to broaden audience and board diversity. (2 yrs.)</i> \$150,000.00 2006	Public Charity	\$75,000.00	\$0.00	\$0.00	\$75,000.00	\$0.00
Chicago Theatre Group Inc. Goodman Theatre Center 170 N. Dearborn Street Chicago, IL 60601-3205 <i>To continue support of the Goodman Theatre's institutional diversity initiative to increase minority audience, staff, and board participation.</i> \$400,000.00 2007	Public Charity	\$0.00	\$400,000.00	\$0.00	\$200,000.00	\$200,000.00

Fiscal Year 2007

Recipient and/or Purpose	Tax Status	Beginning Balance 2007	Newly Allocated 2007	Amended 2007	Amount Paid 2007	Ending Balance 2007
Chicago Tourism Fund 78 E. Washington Street Room 250 Chicago, IL 60602 <i>To support Made in Chicago Jazz Series 2007, a series of six free concerts in Millennium Park presented by the Chicago Department of Cultural Affairs in partnership with the Jazz Institute of Chicago.</i>	Public Charity	\$0.00	\$50,000.00	\$0.00	\$50,000.00	\$0.00
Columbia College 600 South Michigan Avenue Chicago, IL 60605 <i>For a one-week community engagement by 2006 Joyce Award winner Jawole Willa Jo Zollar and Urban Bush Women.</i>	Public Charity	\$0.00	\$20,000.00	\$0.00	\$20,000.00	\$0.00
Congo Square Theatre Company 2936 N. Southport Ave., Suite 210 Chicago, IL 60657 <i>To support the Association of American Cultures Open Dialogue Conference.</i>	Public Charity	\$0.00	\$1,000.00	\$0.00	\$1,000.00	\$0.00
Court Theatre Fund 5535 South Ellis Chicago, IL 60637 <i>To hire Chicago-based African American actor and director Ron OJ Parson as a resident artist. (2 yrs)</i>	Public Charity	\$50,000.00	\$0.00	\$0.00	\$50,000.00	\$0.00

Fiscal Year 2007

Recipient and/or Purpose	Tax Status	Beginning Balance 2007	Newly Allocated 2007	Amended 2007	Amount Paid 2007	Ending Balance 2007
The Cuyahoga Community College Foundation						
700 Carnegie Avenue Cleveland, OH 44115-2878 <i>For a collaborative project with African American Jazz artist and composer Cecilia Smith.</i>		\$0.00	\$50,000.00	\$0.00	\$50,000.00	\$0.00
\$50,000.00 2007						
Deeply Rooted Productions	Public Charity	\$0.00	\$60,000.00	\$0.00	\$30,000.00	\$30,000.00
218 S. Wabash Avenue Chicago, IL 60604 <i>To support staff salaries and its collaboration with the Arts & Business Council to build organizational capacity.</i>						
\$60,000.00 2007						
Deeply Rooted Productions	Public Charity	\$0.00	\$1,000.00	\$0.00	\$1,000.00	\$0.00
218 S. Wabash Avenue Chicago, IL 60604 <i>To support the Association of American Cultures Open Dialogue Conference.</i>						
\$1,000.00 2007						
ETA Creative Arts Foundation	Public Charity	\$30,000.00	\$0.00	\$0.00	\$30,000.00	\$0.00
7558 South Chicago Avenue Chicago, IL 60619-2644 <i>To continue support of its New Beginnings New Program Offerings series. (2 yrs.)</i>						
\$60,000.00 2006						

Fiscal Year 2007

Recipient and/or Purpose	Tax Status	Beginning Balance 2007	Newly Allocated 2007	Amended 2007	Amount Paid 2007	Ending Balance 2007
Gillourey Institute Silk Road Theater 680 South Federal Street, Suite 301 Chicago, IL 60605 <i>To support the salary of its artistic director and for productions in 2006 and 2007. (2 yrs.)</i>	Public Charity	\$25,000.00	\$0.00	\$0.00	\$25,000.00	\$0.00
\$50,000.00 2006						
Gillourey Institute Silk Road Theater 680 South Federal Street, Suite 301 Chicago, IL 60605 <i>To support the launch of Looks Like Chicago, a collaborative subscription program among four diverse theater companies.</i>	Public Charity	\$0.00	\$50,000.00	\$0.00	\$50,000.00	\$0.00
\$50,000.00 2007						
Grantmakers in the Arts 604 West Galer Street Seattle, WA 98119-3253 <i>To support its 2007 annual conference.</i>	Public Charity	\$0.00	\$10,000.00	\$0.00	\$10,000.00	\$0.00
\$10,000.00 2007						
Greater Washington Educational Telecommunications Association, Inc. 2775 South Quincy Street Arlington, VA 22206 <i>To support expanded arts coverage on the nationally syndicated Newshour program and the MacNeil/Lehrer Productions Web site</i>	Public Charity	\$0.00	\$200,000.00	\$0.00	\$100,000.00	\$100,000.00
\$200,000.00 2007						

Fiscal Year 2007

Recipient and/or Purpose	Tax Status	Beginning Balance 2007	Newly Allocated 2007	Amended 2007	Amount Paid 2007	Ending Balance 2007
Guild Complex P.O. Box 478880 Chicago, IL 60647-9998 <i>To support its bilingual poetry series, Palabra Pura; a residency for two Latino poets; and a new series of public programs and readings showcasing the works of Muslim women writers</i>	Public Charity	\$0.00	\$30,000.00	\$0.00	\$30,000.00	\$0.00
\$30,000.00 2007						
Hyde Park Art Center 5020 S. Cornell Avenue Chicago, IL 60615 <i>To support an initiative to engage south side teens from the Bronzeville, Kenwood, Hyde Park, and South Shore communities in arts programs at its new space. (2 yrs)</i>	Public Charity	\$25,000.00	\$0.00	\$0.00	\$25,000.00	\$0.00
\$50,000.00 2006						
Hyde Park Art Center 5020 S. Cornell Avenue Chicago, IL 60615 <i>To support the production, publication, and international distribution of a exhibition catalog featuring artist Juan Angel Chavez.</i>	Public Charity	\$0.00	\$5,000.00	\$0.00	\$5,000.00	\$0.00
\$5,000.00 2007						

Fiscal Year 2007

Recipient and/or Purpose	Tax Status	Beginning Balance 2007	Newly Allocated 2007	Amended 2007	Amount Paid 2007	Ending Balance 2007
Illinois Humanities Council 17 North State Street, Suite 1400 Chicago, IL 60602 <i>To continue support of the Public Square's Know More: Conversations That Matter program series in Englewood and Humboldt Park.</i> \$50,000.00 2007	Public Charity	\$0.00	\$50,000.00	\$0.00	\$50,000.00	\$0.00
Institute of Puerto Rican Arts and Culture c/o DSBDA 2459 W. Division St. Chicago, IL 60622 <i>To support staff salaries and its collaboration with the Arts & Business Council on capacity-building initiatives.</i> \$60,000.00 2007		\$0.00	\$60,000.00	\$0.00	\$30,000.00	\$30,000.00
International Latino Cultural Center of Chicago 600 S. Michigan Avenue Chicago, IL 60605 <i>For the 2007 Latino Music Festival.</i> \$3,000.00 2007		\$0.00	\$3,000.00	\$0.00	\$3,000.00	\$0.00
The Jazz Institute of Chicago, Inc. 410 South Michigan Room 943 Chicago, IL 60605 <i>To strengthen organizational capacity.</i> \$10,000.00 2007	Public Charity	\$0.00	\$10,000.00	\$0.00	\$10,000.00	\$0.00

Fiscal Year 2007

Recipient and/or Purpose	Tax Status	Beginning Balance 2007	Newly Allocated 2007	Amended 2007	Amount Paid 2007	Ending Balance 2007
Joffrey Ballet of Chicago 70 E. Lake Street, Suite 1300 Chicago, IL 60601 <i>For its continued collaboration with Chicago Sinfonietta as resident orchestra. (2 yrs.)</i> \$150,000.00 2006	Public Charity	\$75,000.00	\$0.00	\$0.00	\$75,000.00	\$0.00
Luna Negra Dance Theater 1016 N. Dearborn Parkway Chicago, IL 60610 <i>To support continued capacity-building activities. (2 yrs.)</i> \$100,000.00 2006	Public Charity	\$50,000.00	\$0.00	\$0.00	\$50,000.00	\$0.00
Luna Negra Dance Theater 1016 N. Dearborn Parkway Chicago, IL 60610 <i>To support the Association of American Cultures Open Dialogue Conference. \$1,000.00 2007</i>	Public Charity	\$0.00	\$1,000.00	\$0.00	\$1,000.00	\$0.00
National Museum of Mexican Art 1852 West 19th Street Chicago, IL 60608-2706 <i>To support capacity-building strategies to strengthen its national presence, expand audience, and increase earned revenue. (2 yrs.)</i> \$150,000.00 2006	Public Charity	\$75,000.00	\$0.00	\$0.00	\$75,000.00	\$0.00

Fiscal Year 2007

Recipient and/or Purpose	Tax Status	Beginning Balance 2007	Newly Allocated 2007	Amended 2007	Amount Paid 2007	Ending Balance 2007
National Arts Strategies Inc. 1140 Connecticut Avenue NW, Suite 1212 Washington, DC 20036 <i>To support participation by Chicago arts groups in The Business of Art and Culture, an integrated, national program of executive seminars, technical assistance, and financial workshops for nonprofit arts leaders of mid-sized institutions. (2 yrs.)</i>		\$50,000.00	\$0.00	\$0.00	\$50,000.00	\$0.00
Neighborhood Writing Alliance 1313 East 60th Street Chicago, IL 60637 <i>For continued support of its literary arts program for adults in Englewood and Humboldt Park.</i>		\$0.00	\$35,000.00	\$0.00	\$35,000.00	\$0.00
Next Theatre Company 927 Noyes Evanston, IL 60201 <i>To support its collaboration with the Museum of Contemporary Art to present Nine Parts of Desire by Iraqi-American playwright and performer Heather Raffo.</i>	Public Charity	\$0.00	\$10,000.00	\$0.00	\$10,000.00	\$0.00
\$95,000.00						
\$35,000.00						
\$10,000.00						

Fiscal Year 2007

Recipient and/or Purpose	Tax Status	Beginning Balance 2007	Newly Allocated 2007	Amended 2007	Amount Paid 2007	Ending Balance 2007
Partisan Arts International 1310 W. Thorndale Chicago, IL 60660 <i>To present international culture and innovative arts programs in a new, multi-use venue that will be based on the city's south side.</i> \$3,000.00 2007		\$0.00	\$3,000.00	\$0.00	\$3,000.00	\$0.00
Public Art Saint Paul 253 East Fourth Street, #201 Saint Paul, MN 55101 <i>To commission Asian American photographer Wing Young Huie to create an epic gallery of 360 photographs, reflecting complex cultural and socioeconomic diversity of St. Paul.</i> \$50,000.00 2007		\$0.00	\$50,000.00	\$0.00	\$50,000.00	\$0.00
Puerto Rican Arts Alliance 1440 N. Sacramento Chicago, IL 60622 <i>For continued support of capacity-building initiatives.</i> \$100,000.00 2007		\$0.00	\$100,000.00	\$0.00	\$50,000.00	\$50,000.00
Ragamala Music and Dance Theater 711 West Lake Street, Suite 309 Minneapolis, MN 55408 <i>To support a commission of Indonesian choreographer I Dewa Putu Berata to create and present "Dhveet" (Duality).</i> \$50,000.00 2007		\$0.00	\$50,000.00	\$0.00	\$50,000.00	\$0.00

Fiscal Year 2007

Recipient and/or Purpose	Tax Status	Beginning Balance 2007	Newly Allocated 2007	Amended 2007	Amount Paid 2007	Ending Balance 2007
The Society for the Advancement of the Vivian G. Harsh Collection Inc. 8443 South Cottage Grove Ave Chicago, IL 60619 <i>To support the presentation of cultural exhibits and programs from its collection of African American historical documents, photographs, literature and other archival materials at two Southside Chicago Public Libraries.</i>						
\$8,000.00		\$0.00	\$8,000.00	\$0.00	\$8,000.00	\$0.00
South Side Community Art Center 3831 South Michigan Avenue Chicago, IL 60653 <i>To support the promotion of African American artists and artwork through a series of public programs and gallery tours.</i>						
\$5,000.00	Public Charity	\$0.00	\$5,000.00	\$0.00	\$5,000.00	\$0.00
Steppenwolf Theater Co. 758 W. North Avenue 4th Floor Chicago, IL 60610 <i>To establish a two-year minority fellowship program that would train young African Americans for a career in non-profit arts management. (2 yrs.)</i>						
\$100,000.00	Public Charity	\$50,000.00	\$0.00	\$0.00	\$50,000.00	\$0.00

Fiscal Year 2007

Recipient and/or Purpose	Tax Status	Beginning Balance 2007	Newly Allocated 2007	Amended 2007	Amount Paid 2007	Ending Balance 2007
Tatro Vista Theatre with A View 3712 N. Broadway, Suite 275 Chicago, IL 60613 <i>To support production expenses for the world premiere of Jose Rivera's Massacre at the Goodman Theater.</i> \$20,000.00 2007	Public Charity	\$0.00	\$20,000.00	\$0.00	\$20,000.00	\$0.00
Tatro Vista Theatre with A View 3712 N. Broadway, Suite 275 Chicago, IL 60613 <i>To support its 2007-08 and 2008-09 performance seasons, staff salaries, and the implementation of a five-year strategic plan</i> \$100,000.00 2007	Public Charity	\$0.00	\$100,000.00	\$0.00	\$50,000.00	\$50,000.00
The University of Chicago Division of the Humanities 1115 East 58th Street, Walker Suite 213 Chicago, IL 60637 <i>For the Southside Arts & Humanities Network to support professional development workshops, networking events, performance space rentals, and a peer-mentoring dinner series</i> \$30,000.00 2007		\$0.00	\$30,000.00	\$0.00	\$30,000.00	\$0.00

Fiscal Year 2007

Recipient and/or Purpose	Tax Status	Beginning Balance 2007	Newly Allocated 2007	Amended 2007	Amount Paid 2007	Ending Balance 2007
Walker Art Center Inc. 1750 Hennepin Ave Minneapolis, MN 55403 <i>To support commission by African-American poet/theatre artist Marc Banuthi Joseph to create a multidisciplinary theater work.</i> \$50,000.00 2007	Public Charity	\$0.00	\$50,000.00	\$0.00	\$50,000.00	\$0.00
Wayne State University 150 Community Arts Building Detroit, MI 48202 <i>To support the commission of a new sculpture and the presentation of a companion exhibition commemorating the 20th anniversary of the Heidelberg Project by Tyree Guyton. (3 yrs.)</i> \$50,000.00 2006		\$50,000.00	\$0.00	\$0.00	\$50,000.00	\$0.00
Total Culture (52 items)		\$732,000.00	\$2,014,000.00	\$0.00	\$2,106,000.00	\$640,000.00
<u>Education</u>						
Action for Children 4753 North Broadway Suite 1200 Chicago, IL 60640 <i>To promote access to Preschool for All for the most isolated and at-risk children in Illinois.</i> \$150,000.00 2007	Public Charity	\$0.00	\$150,000.00	\$0.00	\$150,000.00	\$0.00

Fiscal Year 2007

Recipient and/or Purpose	Tax Status	Beginning Balance 2007	Newly Allocated 2007	Amended 2007	Amount Paid 2007	Ending Balance 2007
After-School Matters Inc. 78 East Washinton St. Chicago, IL 60602 <i>To support after school club and apprenticeship programs for teens living in underserved Chicago neighborhoods</i> \$15,000.00 2007		\$0.00	\$15,000.00	\$0.00	\$15,000.00	\$0.00
The Aspen Institute Inc. One Dupont Circle, N.W. Suite 700 Washington, DC 20036 <i>To continue the efforts of the Commission on No Child Left Behind through reauthorization of the law to maximize the impact of its recommendations.</i> \$300,000.00 2007	Public Charity	\$0.00	\$300,000.00	\$0.00	\$148,421.00	\$151,579.00
Battelle for Kids 1160 Dublin Road, Suite 100 Columbus, OH 43215 <i>To use classroom-level value-added data in more than 40 urban, suburban, and rural Ohio school districts to identify Ohio's most effective teachers, and conduct three policy-oriented studies using that data</i> \$450,000.00 2007		\$0.00	\$450,000.00	\$0.00	\$225,000.00	\$225,000.00

Fiscal Year 2007

Recipient and/or Purpose	Tax Status	Beginning Balance 2007	Newly Allocated 2007	Amended 2007	Amount Paid 2007	Ending Balance 2007
Black Alliance for Educational Options, Inc.		\$0.00	\$150,000.00	\$0.00	\$75,000.00	\$75,000.00
888 16th Street NW Suite 800 Washington, DC 20006 <i>For the Bailey and Sullivan Leadership Institute National Fellowship Program.</i> \$150,000.00 2007						
Brown University	Public	\$0.00	\$249,998.00	\$0.00	\$249,998.00	\$0.00
Office of Corporate & Foundation Relations Charity Box 1893 Providence, RI 02912 <i>To host a summer institute on data-driven decision making in urban school systems with teams of teachers and administrators from the Chicago, Cleveland, Milwaukee, and Providence school systems.</i> \$249,998.00 2007						
Business and Professional People for the Public Interest	Public Charity	\$0.00	\$50,000.00	\$0.00	\$50,000.00	\$0.00
25 E Washington Street Suite 1515 Chicago, IL 60602 <i>To co-sponsor the Chicago Schools Alliance, a membership organization comprising diverse charter, contract, small, magnet, and in-district Chicago public schools.</i> \$50,000.00 2007						

Fiscal Year 2007

Recipient and/or Purpose	Tax Status	Beginning Balance 2007	Newly Allocated 2007	Amended 2007	Amount Paid 2007	Ending Balance 2007
Center for American Progress 1333 H Street, NW, 10th Floor Washington, DC 20005 <i>To continue a series of activities to explore and promote the need to modernize the nation's teacher and principal compensation systems so that all students will be taught by high-quality teachers.</i> \$300,000.00 2007		\$0.00	\$300,000.00	\$0.00	\$150,000.00	\$150,000.00
Center for Law and Social Policy 1015 15th Street, NW Suite 400 Washington, DC 20005 <i>To update the All Together Now report, which highlighted state practices and policies supporting an integrated approach to prekindergarten, and to assist Illinois policy makers in increasing the participation of immigrant families in Preschool for All</i> \$350,000.00 2007	Public Charity	\$0.00	\$350,000.00	\$0.00	\$175,000.00	\$175,000.00
Center on Education Policy 1001 Connecticut Avenue, NW Suite 522 Washington, DC 20036 <i>To support a national study of the implementation of the No Child Left Behind Act. (2 yrs.)</i> \$315,000.00 2006	Public Charity	\$150,000.00	\$0.00	\$0.00	\$150,000.00	\$0.00

Fiscal Year 2007

Recipient and/or Purpose	Tax Status	Beginning Balance 2007	Newly Allocated 2007	Amended 2007	Amount Paid 2007	Ending Balance 2007
Chicago Metropolitan 2020 30 West Monroe Street 18th Floor Chicago, IL 60603 <i>To support the continued development and oversight of the Illinois Early Childhood Asset Map.</i> \$45,000.00 2007	Public Charity	\$0.00	\$45,000.00	\$0.00	\$45,000.00	\$0.00
The Chicago Public Education Fund 200 West Adams Street Suite 2011 Chicago, IL 60606 <i>To continue providing strategic support to CPS in implementing a human capital driven strategy for turning around failing schools.</i> \$475,000.00 2007	Public Charity	\$0.00	\$475,000.00	\$0.00	\$206,970.00	\$268,030.00
Citizens' Commission on Civil Rights 2000 M Street, NW Suite 400 Washington, DC 20036 <i>To monitor and advocate for effective implementation of the teacher equity provisions in the No Child Left Behind Act.</i> (2 yrs) \$305,000.00 2006	Public Charity	\$147,500.00	\$0.00	\$0.00	\$147,500.00	\$0.00

Fiscal Year 2007

Recipient and/or Purpose	Tax Status	Beginning Balance 2007	Newly Allocated 2007	Amended 2007	Amount Paid 2007	Ending Balance 2007
Teachers College, Columbia University 525 West 120th Street Box 127 New York, NY 10027-6696 <i>For a project of the Hechinger Institute on Education and the Media to strengthen media coverage of issues related to teacher quality.</i>	Public Charity	\$0.00	\$302,500.00	\$0.00	\$136,400.00	\$166,100.00
\$302,500.00 2007						
Community Renewal Society 332 South Michigan Avenue Suite 500 Chicago, IL 60604 <i>To support Catalyst Chicago, a monthly newsmagazine that reports on and analyzes the progress, problems, and politics of school reform in Chicago.</i>	Public Charity	\$0.00	\$400,000.00	\$0.00	\$200,000.00	\$200,000.00
\$400,000.00 2007						
Community Renewal Society 332 South Michigan Avenue Suite 500 Chicago, IL 60604 <i>To support Catalyst Ohio, a bimonthly newsmagazine that reports on and analyzes the progress, problems, and politics of school reform in Ohio's urban school districts.</i>	Public Charity	\$0.00	\$370,000.00	\$0.00	\$185,000.00	\$185,000.00
\$370,000.00 2007						

Fiscal Year 2007

Recipient and/or Purpose	Tax Status	Beginning Balance 2007	Newly Allocated 2007	Amended 2007	Amount Paid 2007	Ending Balance 2007
Corporation for the Advancement of Policy Evaluation 600 Maryland Avenue, S.W. Suite 500 Washington, DC 20024-2512 <i>For an evaluation of the Teacher Advancement Program, to be implemented in up to 40 high-need Chicago schools (3 yrs.)</i>	Public Charity	\$506,062.00	\$0.00	\$0.00	\$295,449.00	\$210,613.00
\$758,297.00 2006						
Alverno College 3400 South 43rd Street P.O. Box 343922 Milwaukee, WI 53234-3922 <i>To continue efforts to improve principal quality through intensive coaching in some of Milwaukee's lowest-performing schools.</i>	Public Charity	\$0.00	\$395,632.00	\$0.00	\$199,550.00	\$196,082.00
\$395,632.00 2007						
Education Sector Inc. 1201 Connecticut Avenue NW, Suite 850 Washington, DC 20036 <i>To promote improvement in teacher policies at the federal and local levels</i>		\$0.00	\$290,000.00	\$0.00	\$290,000.00	\$0.00
\$290,000.00 2007						

Fiscal Year 2007

Recipient and/or Purpose	Tax Status	Beginning Balance 2007	Newly Allocated 2007	Amended 2007	Amount Paid 2007	Ending Balance 2007
The Education Trust 1250 H Street, NW, Suite 700 Washington, DC 20005 <i>To analyze and report on access to strong teachers, expose inequities in spending on teacher salaries, and build policy-maker support for using value-added measures of school and teacher effectiveness. (2 yrs.)</i> \$764,615.00 2006	Public Charity	\$405,665.00	\$0.00	\$0.00	\$405,665.00	\$0.00
Education Writers Association 2122 P Street N.W. Suite 201 Washington, DC 20037 <i>To assist Midwest reporters in covering issues related to teacher quality in low-performing public schools, and issues related to charter schools and choice.</i> \$170,236.00 2007	Public Charity	\$0.00	\$170,236.00	\$0.00	\$85,118.00	\$85,118.00
Erikson Institute 420 North Wabash Avenue Chicago, IL 60611-5627 <i>For partial support of a full-day symposium themed: "Social Justice and Child Development".</i> \$5,000.00 2007	Public Charity	\$0.00	\$5,000.00	\$0.00	\$5,000.00	\$0.00

Fiscal Year 2007

Recipient and/or Purpose	Tax Status	Beginning Balance 2007	Newly Allocated 2007	Amended 2007	Amount Paid 2007	Ending Balance 2007
Erikson Institute 420 North Wabash Avenue Chicago, IL 60611-5627 <i>To support annual fellowships to graduate students who demonstrate a commitment to integrating early education with a passion for social justice.</i> \$5,000.00 2007	Public Charity	\$0.00	\$5,000.00	\$0.00	\$5,000.00	\$0.00
Grantmakers for Children, Youth & Families 8757 Georgia Avenue Suite 540 Silver Spring, MD 20910 <i>To help underwrite the costs for its 23rd Annual Conference, "Funding for Sustainable Change: Linking Research, Practice and Policy "</i> \$5,000.00 2007		\$0.00	\$5,000.00	\$0.00	\$5,000.00	\$0.00
GreatSchools 301 Howard Street Suite 1400 San Francisco, CA 94105 <i>To increase demand for high-quality schools in Milwaukee by providing parents with easily accessible data on school effectiveness and information on their school options.</i> \$75,000.00 2007		\$0.00	\$75,000.00	\$0.00	\$75,000.00	\$0.00

Fiscal Year 2007

Recipient and/or Purpose	Tax Status	Beginning Balance 2007	Newly Allocated 2007	Amended 2007	Amount Paid 2007	Ending Balance 2007
President and Fellows of Harvard College 1350 Massachusetts Avenue Cambridge, MA 02138 <i>To study the effectiveness of Cincinnati's teacher evaluation system.</i> \$470,138.00 2007		\$0.00	\$470,138.00	\$0.00	\$250,848.00	\$219,290.00
Illinois Network of Child Care Resource and Referral Agencies 1226 Towanda Plaza Bloomington, IL 61701 <i>To manage and direct policy-related activities of the statewide Professional Development Advisory Council, with particular emphasis on supporting the implementation of the Illinois Early Childhood Career Lattice. (2 yrs.)</i> \$200,000.00 2006	Public Charity	\$100,000.00	\$0.00	\$0.00	\$100,000.00	\$0.00
KidsOhio.Org 22 East Gay Street Suite 600 Columbus, OH 43215-3113 <i>To monitor and improve state policies concerning teacher quality in Ohio. (2 yrs.)</i> \$300,000.00 2006		\$150,000.00	\$0.00	\$0.00	\$150,000.00	\$0.00

Fiscal Year 2007

Recipient and/or Purpose	Tax Status	Beginning Balance 2007	Newly Allocated 2007	Amended 2007	Amount Paid 2007	Ending Balance 2007
KIPP Inc. 10711 KIPP Way Houston, TX 77099 <i>To cosponsor, with the Black Alliance for Educational Options (BAEO), a meeting to explore ways to strengthen the pipeline of minority leaders.</i> \$20,000.00 2007		\$0.00	\$20,000.00	\$0.00	\$20,000.00	\$0.00
National Alliance for Public Charter Schools 1101 14th Street, NW Suite 801 Washington, DC 20005 <i>To develop a model charter school law and build public and policy-maker support for charters in Illinois.</i> \$300,000.00 2007		\$0.00	\$300,000.00	\$0.00	\$150,000.00	\$150,000.00
National Association for the Education of Young Children 1313 L Street NW, Suite 500 Washington, DC 20005-4101 <i>To expand its associate degree accreditation project in Illinois (2 yrs.)</i> \$80,000.00 2006	Public Charity	\$40,000.00	\$0.00	\$0.00	\$40,000.00	\$0.00
National Association for Urban Debate Leagues 332 S. Michigan Ave. Suite 500 Chicago, IL 60604 <i>To increase the participation of urban students in academic debate.</i> \$15,000.00 2007		\$0.00	\$15,000.00	\$0.00	\$15,000.00	\$0.00

Fiscal Year 2007

Recipient and/or Purpose	Tax Status	Beginning Balance 2007	Newly Allocated 2007	Amended 2007	Amount Paid 2007	Ending Balance 2007
National Black Child Development Institute 1313 L Street, NW Suite 110 Washington, DC 20005-4110 <i>To help underwrite costs for its Annual Conference.</i> \$5,000.00 2007	Public Charity	\$0.00	\$5,000.00	\$0.00	\$5,000.00	\$0.00
National Council on Teacher Quality 1225 19th Street, NW Suite 800 Washington, DC 20036 <i>To develop a 50-state report card assessing state policies that affect teacher quality, especially in Illinois, Ohio, and Wisconsin.</i> \$165,000.00 2006		\$90,000.00	\$0.00	\$0.00	\$90,000.00	\$0.00
National-Louis University 6310 Capitol Drive Wheeling, IL 60090-7201 <i>For its McCormick Tribune Center for Early Childhood Leadership to educate policy makers and other stakeholders about the role well-educated program administrators play in implementing high-quality prekindergarten (2 yrs.)</i> \$150,000.00 2006	Public Charity	\$75,000.00	\$0.00	\$0.00	\$75,000.00	\$0.00

Fiscal Year 2007

Recipient and/or Purpose	Tax Status	Beginning Balance 2007	Newly Allocated 2007	Amended 2007	Amount Paid 2007	Ending Balance 2007
New Leaders 30 West 26th Street 2nd Floor New York, NY 10010 <i>To develop district policies to ensure that school principals are highly effective, and to help support costs to recruit and train outstanding school leaders. (2 yrs.)</i> \$600,000.00 2005		\$175,000.00	\$0.00	\$0.00	\$175,000.00	\$0.00
New Leaders 30 West 26th Street 2nd Floor New York, NY 10010 <i>To provide principals and teachers with the tools and training they need to measure and improve student achievement, with an emphasis on Chicago principals. (2 yrs.)</i> \$500,000.00 2006		\$250,000.00	\$0.00	\$0.00	\$250,000.00	\$0.00
The Regents of the University of California 1111 Franklin Street, 12th Floor Oakland, CA 94607 <i>To fund the policy, communications, and evaluation work of the Chicago New Teacher Center, a new partnership between the University of California's New Teacher Center and the University of Chicago's Center for Urban School Improvement. (2 yrs.)</i> \$796,675.00 2006	Public Charity	\$258,428.00	\$0.00	\$0.00	\$258,428.00	\$0.00

Fiscal Year 2007

Recipient and/or Purpose	Tax Status	Beginning Balance 2007	Newly Allocated 2007	Amended 2007	Amount Paid 2007	Ending Balance 2007
The Regents of the University of California 1111 Franklin Street, 12th Floor Oakland, CA 94607 <i>For its New Teacher Center to help coordinate advocacy efforts aimed at better statewide induction policies in Illinois, Wisconsin, and Ohio.</i>	Public Charity	\$0.00	\$500,000.00	\$0.00	\$250,000.00	\$250,000.00
\$500,000.00 2007						
The New Teacher Project Inc. 304 Park Avenue South, 11th Floor New York, NY 10010 <i>To analyze district hiring systems and collective bargaining contracts in Chicago and Milwaukee and identify changes that would help attract and retain excellent teachers for high-need schools, and to examine how state laws affect local contracts. (2 yrs)</i>	Public Charity	\$173,079.00	\$0.00	\$0.00	\$173,079.00	\$0.00
\$678,712.00 2006						
The New Teacher Project Inc. 304 Park Avenue South, 11th Floor New York, NY 10010 <i>To help CPS effectively staff a set of its lowest-performing schools; coordinate Chicago, New York and Washington D.C. school districts in exploring reforms of human capital policies; and document state-level policies that may hamper teacher hiring in IL.</i>	Public Charity	\$0.00	\$344,178.00	\$0.00	\$244,178.00	\$100,000.00
\$344,178.00 2007						

Fiscal Year 2007

Recipient and/or Purpose	Tax Status	Beginning Balance 2007	Newly Allocated 2007	Amended 2007	Amount Paid 2007	Ending Balance 2007
Northwestern University Office of Research and Sponsored Program 633 Clark Street Evanston, IL 60208 <i>To work with the Chicago Public Schools to develop a new selection and evaluation process for student teachers that will help the district better identify which student teachers they should recruit aggressively.</i> \$127,610.00 2007	Public Charity	\$0.00	\$127,610.00	\$0.00	\$68,054.00	\$59,556.00
Ohio Department of Education 25 South Front Street Mail Stop 501 Columbus, OH 43215 <i>To help fund the evaluation of its Teacher Incentive Fund proposal in Cleveland, Cincinnati, Columbus, and Toledo.</i> \$200,000.00 2006		\$200,000.00	\$0.00	\$0.00	\$200,000.00	\$0.00
Ounce of Prevention Fund 33 West Monroe, Suite 2400 Chicago, IL 60603-5400 <i>To expand the availability of high-quality, early childhood education in Illinois.</i> \$150,000.00 2006	Public Charity	\$75,000.00	\$0.00	\$0.00	\$75,000.00	\$0.00

Fiscal Year 2007

Recipient and/or Purpose	Tax Status	Beginning Balance 2007	Newly Allocated 2007	Amended 2007	Amount Paid 2007	Ending Balance 2007
Public Policy Forum Inc. Researching Community Issues	Public Charity	\$0.00	\$49,311.00	\$0.00	\$24,656.00	\$24,655.00
633 West Wisconsin Avenue Suite 406 Milwaukee, WI 53203-1918 <i>To support a study of the economic impact of the early childhood education industry in Southeast Wisconsin.</i>						
\$49,311.00 2007						
Rutgers University Foundation	Public Charity	\$0.00	\$300,000.00	\$0.00	\$0.00	\$300,000.00
120 Albany Street, Suite 500 New Brunswick, NJ 08901 <i>To examine the effects of different inputs on prekindergarten program quality and child outcomes.</i>						
\$300,000.00 2007						
Board of Trustees of Southern Illinois University		\$72,044.00	\$0.00	\$0.00	\$72,044.00	\$0.00
Illinois Education Research Council box 1064 Edwardsville, IL 62026-1064 <i>To allow the Illinois Education Research Council to examine whether the distribution of quality teachers in Illinois has changed in the past three years. (18 mos.)</i>						
\$165,313.00 2006						

Fiscal Year 2007

Recipient and/or Purpose	Tax Status	Beginning Balance 2007	Newly Allocated 2007	Amended 2007	Amount Paid 2007	Ending Balance 2007
Board of Trustees of Southern Illinois University Illinois Education Research Council box 1064 Edwardsville, IL 62026-1064 <i>To identify strategies for increasing the number of certified early childhood teachers in Chicago.</i> \$100,000.00 2007		\$0.00	\$100,000.00	\$0.00	\$50,000.00	\$50,000.00
Teach for America Inc. 315 W. 36th Street 7th Floor New York, NY 10018 <i>To support the design and launch of a Policy and Advocacy Initiative to increase alumni involvement in high-impact policy and advocacy work and catalyze broader education reform efforts.</i> \$150,000.00 2007		\$0.00	\$150,000.00	\$0.00	\$150,000.00	\$0.00
National Institute for Excellence in Teaching 1250 Fourth Street, 4th Floor Santa Monica, CA 90401 <i>To support hiring a Chicago director of the Teacher Advancement Program, a performance-based pay program to be implemented in up to forty high-need Chicago schools. (3 yrs.)</i> \$409,825.00 2006		\$279,825.00	\$0.00	\$0.00	\$136,500.00	\$143,325.00

Fiscal Year 2007

Recipient and/or Purpose	Tax Status	Beginning Balance 2007	Newly Allocated 2007	Amended 2007	Amount Paid 2007	Ending Balance 2007
National Institute for Excellence in Teaching 1250 Fourth Street, 4th Floor Santa Monica, CA 90401 <i>To provide support to the Chicago REALTAP program in the areas of communication and training, and to coordinate and build consensus within a national coalition working on the issue of performance-based pay for teachers.</i> \$300,000.00 2007		\$0.00	\$300,000.00	\$0.00	\$300,000.00	\$0.00
The Thomas B. Fordham Institute 1701 K Street, NW, Suite 1000 Washington, DC 20006 <i>To provide non-partisan research and policy advice to policy makers in Illinois and Ohio so they can identify innovative strategies for closing achievement gaps.</i> \$200,000.00 2007		\$0.00	\$200,000.00	\$0.00	\$100,000.00	\$100,000.00
Trans Center for Youth, Inc 1749 N. 16th Street Milwaukee, WI 53205 <i>To support community engagement activities for the high school reform effort in Milwaukee.</i> \$100,000.00 2007	Public Charity	\$0.00	\$100,000.00	\$0.00	\$50,000.00	\$50,000.00

Fiscal Year 2007

Recipient and/or Purpose	Tax Status	Beginning Balance 2007	Newly Allocated 2007	Amended 2007	Amount Paid 2007	Ending Balance 2007
University of Arkansas 201 Graduate Education Building Fayetteville, AR 72701 <i>To continue the comprehensive evaluation of the Milwaukee Parental Choice Program that is assessing the program's impact on choice students, non-choice students, public and private schools, and educators, families, and local communities.</i>		\$0.00	\$200,000.00	\$0.00	\$100,000.00	\$100,000.00
\$200,000.00 2007						
The University of Cincinnati Foundation 51 Goodman Drive P.O. Box 19970 Cincinnati, OH 45219-0970 <i>For the Teacher Quality Partnership (formerly the Ohio Partnership for Accountability), a research project in Ohio examining the qualities and training of highly effective teachers</i>	Public Charity	\$200,000.00	\$0.00	\$0.00	\$200,000.00	\$0.00
\$400,000.00 2006						
University of Illinois at Chicago 1040 West Harrison M/C 147 Room 3404 Chicago, IL 60607-7133 <i>To conduct an analysis of alternative certification programs in Chicago. (2 yrs.)</i>	Public Charity	\$30,000.00	\$0.00	\$0.00	\$0.00	\$30,000.00
\$434,500.00 2004						

Fiscal Year 2007

Recipient and/or Purpose	Tax Status	Beginning Balance 2007	Newly Allocated 2007	Amended 2007	Amount Paid 2007	Ending Balance 2007
University of Washington 1100-45th Street NE Suite 300 Seattle, WA 98105 <i>To determine how principal hiring practices in the Milwaukee Public Schools may impact the turnover and quality of teachers in those schools. (2 yrs)</i> \$440,000.00 2006		\$220,000.00	\$0.00	\$0.00	\$220,000.00	\$0.00
University of Wisconsin-Madison Graduate School, Research and Sponsored Programs 750 University Avenue Madison, WI 53706-1490 <i>To help build a data system for the Chicago Public Schools that measures the value added to student learning by both individual schools and individual teachers in a given year. (2 yrs.)</i> \$518,000.00 2006	Public Charity	\$259,000.00	\$0.00	\$0.00	\$259,000.00	\$0.00
University of Wisconsin-Madison Graduate School, Research and Sponsored Programs 750 University Avenue Madison, WI 53706-1490 <i>To host a national conference to address technical issues associated with value-added data analysis.</i> \$65,000.00 2007	Public Charity	\$0.00	\$65,000.00	\$0.00	\$65,000.00	\$0.00

Fiscal Year 2007

Recipient and/or Purpose	Tax Status	Beginning Balance 2007	Newly Allocated 2007	Amended 2007	Amount Paid 2007	Ending Balance 2007
University of Wisconsin-Madison Graduate School, Research and Sponsored Programs	Public Charity	\$0.00	\$500,000.00	\$0.00	\$250,000.00	\$250,000.00
750 University Avenue Madison, WI 53706-1490 <i>To help the Milwaukee Public Schools train principals and teachers in how to use classroom-level value-added information to improve instruction.</i>						
\$500,000.00 2007						
Urban Institute 2100 M Street, N.W. Washington, DC 20037 <i>To undertake a project to help Illinois policymakers increase the participation of populations currently underserved by Preschool for All, with particular emphasis on English language learners and children with disabilities. (2 yrs.)</i>	Public Charity	\$141,571.00	\$0.00	\$0.00	\$141,571.00	\$0.00
\$249,745.00 2006						
Voices for Illinois Children Inc. 208 South LaSalle Suite 1490 Chicago, IL 60604-1103 <i>To build public and political will for expanding high-quality early childhood education.</i>	Public Charity	\$75,000.00	\$0.00	\$0.00	\$75,000.00	\$0.00
\$150,000.00 2006						

Fiscal Year 2007

Recipient and/or Purpose	Tax Status	Beginning Balance 2007	Newly Allocated 2007	Amended 2007	Amount Paid 2007	Ending Balance 2007
Wisconsin Council on Children and Families Inc. 555 West Washington Avenue Suite 200 Madison, WI 53703 <i>To educate policy makers and stakeholders about the importance of high-quality prekindergarten. (2 yrs.)</i> \$150,000.00 2006	Public Charity	\$75,000.00	\$0.00	\$0.00	\$75,000.00	\$0.00
Total Education (63 items)		\$4,148,174.00	\$8,299,603.00	\$0.00	\$8,533,429.00	\$3,914,348.00
<u>Employee Matching</u>						
The Joyce Foundation Employee Matching Grants Program 70 West Madison Street Suite 2750 Chicago, IL 60602 <i>Matching Grants-Final</i> \$27,626.00 2007		\$0.00	\$27,626.00	\$0.00	\$27,626.00	\$0.00
Total Employee Matching (1 item)		\$0.00	\$27,626.00	\$0.00	\$27,626.00	\$0.00
<u>Employment</u>						
American Association of Community Colleges One Dupont Circle, NW Suite 410 Washington, DC 20036 <i>For partnership with the National Center for Education and the Economy to support its Center for Workforce and Economic Development.</i> \$125,000.00 2007		\$0.00	\$125,000.00	\$0.00	\$125,000.00	\$0.00

Fiscal Year 2007

Recipient and/or Purpose	Tax Status	Beginning Balance 2007	Newly Allocated 2007	Amended 2007	Amount Paid 2007	Ending Balance 2007
Brandon Roberts & Associates 4818 Drummond Avenue Chevy Chase, MD 20815 <i>To support the Working Poor Families Project, a national initiative to strengthen state policies and program practices that can assist low-income working families in achieving economic self-sufficiency. (2 yrs.)</i>		\$80,000.00	\$0.00	\$0.00	\$0.00	\$80,000.00
\$180,000.00 2006						
Brandon Roberts & Associates 4818 Drummond Avenue Chevy Chase, MD 20815 <i>To support the evaluation of the Joyce Foundation's Shifting Gears initiative.</i>		\$0.00	\$558,500.00	\$0.00	\$165,000.00	\$393,500.00
\$558,500.00 2007						
The Center for Community Solutions 1226 Huron Road E #300 Cleveland, OH 44115-1702 <i>To continue its policy analysis and advocacy on work support policies and workforce development in Ohio. (2 yrs.)</i>	Public Charity	\$125,000.00	\$0.00	\$0.00	\$0.00	\$125,000.00
\$250,000.00 2006						

Fiscal Year 2007

Recipient and/or Purpose	Tax Status	Beginning Balance 2007	Newly Allocated 2007	Amended 2007	Amount Paid 2007	Ending Balance 2007
The Center for Community Solutions 1226 Huron Road E #300 Cleveland, OH 44115-1702 <i>To support the Northeast Ohio Transitional Jobs Task Force's advocacy for expanding transitional jobs in Ohio.</i> \$100,000.00 2007	Public Charity	\$0.00	\$100,000.00	\$0.00	\$50,000.00	\$50,000.00
Center for Economic and Policy Research 1611 Connecticut Avenue NW, 4th Floor Washington, DC 20010 <i>For its Mobility Agenda project.</i> \$250,000.00 2007	Public Charity	\$0.00	\$250,000.00	\$0.00	\$125,000.00	\$125,000.00
Center for Economic Progress 29 East Madison Suite 910 Chicago, IL 60602 <i>To assist community-based organizations in national policy advocacy efforts to demonstrate the positive impact of tax policies, such as the Earned Income Tax Credit for low-income working families. (2 yrs.)</i> \$200,000.00 2006	Public Charity	\$100,000.00	\$0.00	\$0.00	\$100,000.00	\$0.00

Fiscal Year 2007

Recipient and/or Purpose	Tax Status	Beginning Balance 2007	Newly Allocated 2007	Amended 2007	Amount Paid 2007	Ending Balance 2007
Center for Law and Social Policy 1015 15th Street, NW Suite 400 Washington, DC 20005 <i>To promote federal and state policies in higher education and workforce development that increase economic opportunities for low-income adults. (2 yrs.)</i>	Public Charity	\$350,000.00	\$0.00	\$0.00	\$0.00	\$350,000.00
\$735,000.00 2006						
Center for Tax and Budget Accountability 70 East Lake Street Suite 1700 Chicago, IL 60601 <i>To conduct a planning process that clarifies short and intermediate campaign goals, the roles of both internal and external stakeholders, and develops a strategic plan covering years 2-5 of the campaign.</i>	Public Charity	\$0.00	\$20,000.00	\$0.00	\$20,000.00	\$0.00
\$20,000.00 2007						
Center on Budget and Policy Priorities 820 First Street N.E. Suite 510 Washington, DC 20002 <i>For its national budget and policy analyses related to low-income workers and for technical assistance to state-level advocates in the Midwest. (2 yrs.)</i>	Public Charity	\$200,000.00	\$0.00	\$0.00	\$200,000.00	\$0.00
\$400,000.00 2006						

Fiscal Year 2007

Recipient and/or Purpose	Tax Status	Beginning Balance 2007	Newly Allocated 2007	Amended 2007	Amount Paid 2007	Ending Balance 2007
Chicago Community Foundation 111 East Wacker Drive Suite 1400 Chicago, IL 60601 <i>To evaluate its Workforce Development Initiative, which aims to place 3,000 Chicago public housing residents in jobs. (3 yrs.)</i>		\$150,000.00	\$0.00	\$0.00	\$100,000.00	\$50,000.00
\$300,000.00 2006						
Chicago Jobs Council 29 E. Madison Suite 1700 Chicago, IL 60602 <i>To continue its federal, state, and local advocacy work to improve employment policies affecting low-income, low-skilled workers. (2 yrs.)</i>	Public Charity	\$250,000.00	\$0.00	\$0.00	\$250,000.00	\$0.00
\$500,000.00 2006						
Chicago Workforce Board Theatre District Business Center 60 West Randolph Street, Suite 200 Chicago, IL 60601 <i>To conduct an evaluation of Chicago's two Workforce Centers for Business and to disseminate findings.</i>	Public Charity	\$0.00	\$165,000.00	\$0.00	\$165,000.00	\$0.00
\$165,000.00 2007						

Fiscal Year 2007

Recipient and/or Purpose	Tax Status	Beginning Balance 2007	Newly Allocated 2007	Amended 2007	Amount Paid 2007	Ending Balance 2007
Community Research Partners 300 E. Broad St. Suite 490 Columbus, OH 43215 <i>To conduct research and advocacy in Ohio regarding post-secondary education and low-wage workforce policy. (2 yrs)</i> \$150,000.00 2006		\$70,000.00	\$0.00	\$0.00	\$70,000.00	\$0.00
Council of State Governments 2760 Research Park Drive P.O. Box 11910 Lexington, KY 40578 <i>To support the development of a blueprint for reinvestment of corrections dollars in efforts to improve workforce development and increase employment opportunities.</i> \$75,000.00 2007	Public Charity	\$0.00	\$75,000.00	\$0.00	\$75,000.00	\$0.00
Economic Opportunity Institute 1900 N. Northlake Way Suite 237 Seattle, WA 98103 <i>To provide multi-state technical assistance to Midwest states on policy development for universal retirement savings plans.</i> \$20,000.00 2007	Public Charity	\$0.00	\$20,000.00	\$0.00	\$20,000.00	\$0.00

Fiscal Year 2007

Recipient and/or Purpose	Tax Status	Beginning Balance 2007	Newly Allocated 2007	Amended 2007	Amount Paid 2007	Ending Balance 2007
Economic Policy Institute 1333 H Street, NW Suite 300 East Tower Washington, DC 20005 <i>To support the Living Standards project, which provides research and analysis on conditions of low-wage workers in the United States, and the Economic Analysis and Research Network, which provides technical assistance to 47 state-level advocacy group*</i> \$150,000.00 2006	Public Charity	\$75,000.00	\$0.00	\$0.00	\$75,000.00	\$0.00
Goodwill Industries of Greater Detroit 3111 Grand River Avenue Detroit, MI 48208-2962 <i>To support a partnership with the Michigan Department of Corrections that will operate a transitional jobs program to be evaluated as part of the Transitional Jobs Reentry Initiative.</i> \$600,000.00 2006		\$400,000.00	\$0.00	\$0.00	\$200,000.00	\$200,000.00
Goodwill/Easter Seals Minnesota 553 Fairview Ave North St. Paul, MN 55104 <i>To support a partnership with the Amherst Wilder Foundation, Minnesota Department of Corrections, and Ramsey County Community Corrections Department that will operate a transitional jobs program to be evaluated as part of the Transitional Jobs Reentry *</i> \$600,000.00 2006		\$400,000.00	\$0.00	\$0.00	\$200,000.00	\$200,000.00

Fiscal Year 2007

Recipient and/or Purpose	Tax Status	Beginning Balance 2007	Newly Allocated 2007	Amended 2007	Amount Paid 2007	Ending Balance 2007
Heartland Alliance for Human Needs & Human Rights 208 South LaSalle Street Suite 1818 Chicago, IL 60604 <i>To support the Income Supports for the Working Poor Project, which will convene leaders and experts to develop and implement advocacy strategies aimed at increasing access to work-related income supports for low-wage workers in Illinois. (2 yrs.)</i> \$200,000.00 2006	Public Charity	\$100,000.00	\$0.00	\$0.00	\$100,000.00	\$0.00
Heartland Alliance for Human Needs & Human Rights 208 South LaSalle Street Suite 1818 Chicago, IL 60604 <i>For continued support of the National Transitional Jobs Network. (3 yrs.)</i> \$450,000.00 2006	Public Charity	\$250,000.00	\$0.00	\$0.00	\$250,000.00	\$0.00
Heartland Human Care Services 208 South LaSalle Street Suite 1818 Chicago, IL 60604 <i>For support of a partnership with Behavioral Interventions and the Illinois Department of Corrections that will operate a transitional jobs program to be evaluated as part of the Transitional Jobs Reentry Demonstration Initiative. (3 yrs.)</i> \$600,000.00 2006		\$400,000.00	\$0.00	\$0.00	\$100,000.00	\$300,000.00

Fiscal Year 2007

Recipient and/or Purpose	Tax Status	Beginning Balance 2007	Newly Allocated 2007	Amended 2007	Amount Paid 2007	Ending Balance 2007
Illinois Community College Board 401 E. Capitol Avenue Springfield, IL 62701-1711 <i>Shifting Gears-To test new programs and policies aimed at increasing the number of adult basic and developmental education students who transition to post-secondary occupational education and ultimately to better jobs in Illinois.(2 yrs.)</i> \$1,000,000.00 2006		\$850,000.00	\$0.00	\$0.00	\$450,000.00	\$400,000.00
Indiana Coalition on Housing and Homeless Issues Inc. 3737 N. Meridian Street Suite 404 Indianapolis, IN 46208 <i>To support its Indiana Institute for Working Families.</i> \$340,000.00 2007	Public Charity	\$0.00	\$340,000.00	\$0.00	\$170,000.00	\$170,000.00
Ivy Tech Community College of Indiana 50 W. Fall Creek Pkwy. North Drive Indianapolis, IN 46208 <i>Shifting Gears. For a partnership with the Indiana Department of Workforce Development and the Indiana Chamber of Commerce to design and launch innovative remedial and post-secondary education alternatives for low-income working adults and to create a to*</i> \$1,000,000.00 2006		\$800,000.00	\$0.00	\$0.00	\$400,000.00	\$400,000.00

Fiscal Year 2007

Recipient and/or Purpose	Tax Status	Beginning Balance 2007	Newly Allocated 2007	Amended 2007	Amount Paid 2007	Ending Balance 2007
Jobs Now Coalition 400 Selby Avenue Suite Q St. Paul, MN 55012 <i>To support advocacy focused on advancement and job stability for low-wage workers in Minnesota. (2 yrs.)</i> \$150,000.00 2006	Public Charity	\$75,000.00	\$0.00	\$0.00	\$0.00	\$75,000.00
Legal Action Center of the City of New York, Inc. 225 Varick Street 4th Floor New York, NY 10014 <i>To support federal policy advocacy for reducing the employment and education barriers that face individuals with criminal records.</i> \$100,000.00 2007	Public Charity	\$0.00	\$100,000.00	\$0.00	\$100,000.00	\$0.00
MDRC 16 East 34th Street New York, NY 10016-4326 <i>To conduct a multi-component evaluation of transitional jobs programs serving male ex-offenders. (4 yrs.)</i> \$2,404,760.00 2006	Public Charity	\$1,667,358.00	\$0.00	\$0.00	\$901,774.00	\$765,584.00

Fiscal Year 2007

Recipient and/or Purpose	Tax Status	Beginning Balance 2007	Newly Allocated 2007	Amended 2007	Amount Paid 2007	Ending Balance 2007
Michigan League for Human Services 1115 South Pennsylvania Avenue Suite 202 Lansing, MI 48912-1658 <i>For its Workforce and Employment Policies Project, a research and advocacy effort to improve state policies that support employment retention and wage growth for low-income working families. (2 yrs)</i>	Public Charity	\$179,914.00	\$0.00	\$0.00	\$179,914.00	\$0.00
\$360,000.00 2006						
National Center on Education and the Economy 555 13th Street, NW Suite 500 West Washington, DC 20004 <i>To support its advocacy and technical assistance efforts to make federal and state workforce development systems more responsive to the needs of low-wage workers in the global economy. (2 yrs.)</i>		\$120,000.00	\$0.00	\$0.00	\$120,000.00	\$0.00
\$240,000.00 2006						

Fiscal Year 2007

Recipient and/or Purpose	Tax Status	Beginning Balance 2007	Newly Allocated 2007	Amended 2007	Amount Paid 2007	Ending Balance 2007
National Employment Law Project, Inc. 80 Maiden Lane Rm 509 New York, NY 10038 <i>For analysis and advocacy on unemployment insurance issues for low-wage workers and to expand its capacity to help states utilize Trade Adjustment Assistance funds, especially those affected by the auto industry downturn. (2 yrs.)</i> \$500,000.00 2006	Public Charity	\$250,000.00	\$0.00	\$0.00	\$250,000.00	\$0.00
National Employment Law Project, Inc. 80 Maiden Lane Rm 509 New York, NY 10038 <i>To support its employment policy initiative, What Works: Delivering Economic Opportunity for All.</i> \$120,000.00 2007	Public Charity	\$0.00	\$120,000.00	\$0.00	\$120,000.00	\$0.00
New Hope Project Inc. 2821 North Fourth Street Suite 211 Milwaukee, WI 53212 <i>To support a partnership with Project Return, the Kaiser Group, and the Wisconsin Department of Corrections that will operate a transitional jobs program to be evaluated as part of the Transitional Jobs Reentry Demonstration Initiative. (3 yrs.)</i> \$588,520.00 2006	Public Charity	\$360,420.00	\$0.00	\$0.00	\$272,040.00	\$88,380.00

Fiscal Year 2007

Recipient and/or Purpose	Tax Status	Beginning Balance 2007	Newly Allocated 2007	Amended 2007	Amount Paid 2007	Ending Balance 2007
Northern Illinois University Office for Social Policy Research 148 North Third Street DeKalb, IL 60115-2854 <i>To continue its research on labor market conditions in Illinois.</i> \$200,000.00 2007	Public Charity	\$0.00	\$200,000.00	\$0.00	\$100,000.00	\$100,000.00
Northern Illinois University Institute for Work and the Economy 1120 E. Diehl Road Naperville, IL 60563 <i>For an initiative that addresses barriers to and strategies for credentialing and certifying foreign-educated or trained workers. (1 yr.)</i> \$100,000.00 2006		\$40,000.00	\$0.00	\$0.00	\$40,000.00	\$0.00
KnowledgeWorks Foundation One West 4th Street Suite 200 Cincinnati, OH 45202 <i>Shifting Gears. To develop a plan for implementation of policy recommendations being developed by the Ohio Workforce Education and Training Commission. (6 mos.)</i> \$250,000.00 2006	Public Charity	\$250,000.00	\$0.00	\$0.00	\$250,000.00	\$0.00

Fiscal Year 2007

Recipient and/or Purpose	Tax Status	Beginning Balance 2007	Newly Allocated 2007	Amended 2007	Amount Paid 2007	Ending Balance 2007
Policy Matters Ohio 3631 Perkins Avenue Suite 4C-E Cleveland, OH 44114 <i>To support its Columbus-based policy staff and research on issues facing employed people in Ohio and on policies related to those who have lost their jobs. (2 yrs)</i> \$220,000.00 2006	Public Charity	\$110,000.00	\$0.00	\$0.00	\$0.00	\$110,000.00
Safer Foundation 571 West Jackson Blvd. Chicago, IL 60661 <i>To support a transitional jobs program to be evaluated as part of the Transitional Jobs Reentry Demonstration Initiative. (3 yrs.)</i> \$583,014.00 2006	Public Charity	\$392,822.00	\$0.00	\$0.00	\$194,340.00	\$198,482.00
Sargent Shriver National Center on Poverty Law Inc. 50 E. Washington Street, Suite 500 Chicago, IL 60602 <i>For advocacy at the federal level and in Illinois to promote access to jobs, work supports, and advancement in the workforce. (2 yrs.)</i> \$470,000.00 2006	Public Charity	\$235,000.00	\$0.00	\$0.00	\$235,000.00	\$0.00

Fiscal Year 2007

Recipient and/or Purpose	Tax Status	Beginning Balance 2007	Newly Allocated 2007	Amended 2007	Amount Paid 2007	Ending Balance 2007
Sargent Shriver National Center on Poverty Law Inc. 50 E. Washington Street, Suite 500 Chicago, IL 60602 <i>To support multi-issue advocacy to promote access to jobs, work supports and advancement in the workforce and to support the budget for the State of Poverty Underwriting Campaign.</i> \$585,500.00 2007	Public Charity	\$0.00	\$585,500.00	\$0.00	\$235,000.00	\$350,500.00
State of Wisconsin Department of Workforce Development Office of Economic Initiatives Division of Workforce Solutions 201 East Washington Avenue P.O. Box 7972 Madison, WI 53707-7972 <i>Shifting Gears. For a partnership with the Wisconsin Technical College System for the Regional Industry Skills Education (RISE) Initiative, aimed at developing policy support for regional, industry-specific educational programs that advance low-wage, low*</i> \$1,000,000.00 2006		\$800,000.00	\$0.00	\$0.00	\$400,000.00	\$400,000.00

Fiscal Year 2007

Recipient and/or Purpose	Tax Status	Beginning Balance 2007	Newly Allocated 2007	Amended 2007	Amount Paid 2007	Ending Balance 2007
University of Wisconsin-Madison 1180 Observatory Drive, #7122 Madison, WI 53706 <i>To continue its technical assistance, research, and outreach work to improve workforce policies in Wisconsin to help low-wage, low-skilled workers advance to better jobs (2 yrs.)</i> \$340,000.00 2006	Public Charity	\$173,043.00	\$0.00	\$0.00	\$0.00	\$173,043.00
Wisconsin Council on Children and Families Inc. 555 West Washington Avenue Suite 200 Madison, WI 53703 <i>To continue its advocacy work to improve workforce development policies and to protect workforce supports for low-income, low-skilled workers in Wisconsin. (2 yrs.)</i> \$300,000.00 2006	Public Charity	\$150,000.00	\$0.00	\$0.00	\$0.00	\$150,000.00
Women Employed Institute 111 North Wabash Avenue Suite 1300 Chicago, IL 60602 <i>For advocacy to improve the capacity of Illinois' community college system to prepare low-skilled adult learners for occupational credentials and career advancement.</i> \$500,000.00 2007	Public Charity	\$0.00	\$500,000.00	\$0.00	\$250,000.00	\$250,000.00

Fiscal Year 2007

Recipient and/or Purpose	Tax Status	Beginning Balance 2007	Newly Allocated 2007	Amended 2007	Amount Paid 2007	Ending Balance 2007
The Workforce Alliance 1701 K Street, NW Suite 750 Washington, DC 20006 <i>For its policy analysis, research, and advocacy work to protect current federal funding and advocate for new investments in training for low-skilled, low-income workers. (2 yrs.)</i> \$650,000.00 2006	Public Charity	\$275,000.00	\$0.00	\$0.00	\$0.00	\$275,000.00
Workforce Strategy Center Inc. 350 Fifth Avenue 59th Floor New York, NY 10118 <i>To disseminate the findings from its research and policy analyses on career pathways for low-skilled, low-income adults. (2 yrs.)</i> \$200,000.00 2006	Public Charity	\$87,040.00	\$0.00	\$0.00	\$87,040.00	\$0.00
Workforce Strategy Center Inc. 350 Fifth Avenue 59th Floor New York, NY 10118 <i>To provide technical assistance to the states involved in the Joyce Foundation's Shifting Gears initiative.</i> \$17,030.00 2007	Public Charity	\$0.00	\$17,030.00	\$0.00	\$17,030.00	\$0.00

Fiscal Year 2007

Recipient and/or Purpose	Tax Status	Beginning Balance 2007	Newly Allocated 2007	Amended 2007	Amount Paid 2007	Ending Balance 2007
Workforce Strategy Center Inc. 350 Fifth Avenue 59th Floor New York, NY 10118 <i>To help coordinate the launch meeting of the Shifting Gears Initiative.</i> \$19,500.00 2007	Public Charity	\$0.00	\$19,500.00	\$0.00	\$19,500.00	\$0.00
Workforce Strategy Center Inc. 350 Fifth Avenue 59th Floor New York, NY 10118 <i>To support the foundation's investment in its Shifting Gears initiative.</i> \$200,000.00 2007	Public Charity	\$0.00	\$200,000.00	\$0.00	\$200,000.00	\$0.00
Total Employment (49 items)		\$9,765,597.00	\$3,395,530.00	\$0.00	\$7,381,638.00	\$5,779,489.00

Environment

Alliance for the Great Lakes 17 N. State Street, Suite 1390 Chicago, IL 60602 <i>To continue to promote comprehensive Great Lakes restoration at the community level, promote and facilitate access to funding sources for Great Lakes restoration, and carry out direct program work on restoration priorities such as preventing aquatic invas</i> \$175,000.00 2007		\$0.00	\$175,000.00	\$0.00	\$175,000.00	\$0.00
---	--	--------	--------------	--------	--------------	--------

Fiscal Year 2007

Recipient and/or Purpose	Tax Status	Beginning Balance 2007	Newly Allocated 2007	Amended 2007	Amount Paid 2007	Ending Balance 2007
Alliance for the Great Lakes 17 N. State Street, Suite 1390 Chicago, IL 60602 <i>To support the Healing our Waters Conference.</i> \$5,000.00 2007		\$0.00	\$5,000.00	\$0.00	\$5,000.00	\$0.00
American Rivers Inc. 1101 14th Street NW, Suite 1400 Washington, DC 20005-5637 <i>To assist the City of Toledo in applying natural storm water management practices to improve the quality of water flowing into the Great Lakes through the Lower Maumee watershed. (3 yrs.)</i> \$600,000.00 2006	Public Charity	\$400,000.00	\$0.00	\$0.00	\$200,000.00	\$200,000.00
The Biodiversity Project Inc. 214 N. Henry Street Suite 201 Madison, WI 53703 <i>To host a workshop to develop messages for use by advocates supporting adoption of the Great Lakes Compact</i> \$10,000.00 2007	Public Charity	\$0.00	\$10,000.00	\$0.00	\$10,000.00	\$0.00
Center for Neighborhood Technology 2125 West North Avenue Chicago, IL 60647 <i>To advance green infrastructure as the preferred strategy for stormwater management</i> \$400,000.00 2007	Public Charity	\$0.00	\$400,000.00	\$0.00	\$0.00	\$400,000.00

Fiscal Year 2007

Recipient and/or Purpose	Tax Status	Beginning Balance 2007	Newly Allocated 2007	Amended 2007	Amount Paid 2007	Ending Balance 2007
Central Lake Superior Watershed Partnership 1030 Wright Street Marquette, MI 49855 <i>To support a project titled Coastal Protection in the Great Lakes Headwaters, aimed at influencing local land use policies in Michigan's Upper Peninsula.</i> \$100,000.00 2007	Public Charity	\$0.00	\$100,000.00	\$0.00	\$50,000.00	\$50,000.00
Chicago Council on Global Affairs 332 South Michigan Avenue Suite 1100 Chicago, IL 60603 <i>To support the 2007 Chicago-Shanghai Dialogue III project aimed at fostering collaboration on energy and environmental challenges facing both cities.</i> \$100,000.00 2007	Public Charity	\$0.00	\$100,000.00	\$0.00	\$100,000.00	\$0.00
Chicago Zoological Society Brookfield, IL 60513 <i>To organize a network of Midwest zoo and aquarium leaders to mobilize regional support for Great Lakes restoration. (2 yrs)</i> \$250,000.00 2005	Public Charity	\$125,000.00	\$0.00	\$0.00	\$125,000.00	\$0.00

Fiscal Year 2007

Recipient and/or Purpose	Tax Status	Beginning Balance 2007	Newly Allocated 2007	Amended 2007	Amount Paid 2007	Ending Balance 2007
Clean Air Task Force Inc. 18 Tremont Street Suite 530 Boston, MA 02108 <i>To promote Integrated Gasification Combined Cycle for the next generation of coal plants in the upper Midwest. (21 mos.)</i> \$787,500.00 2006	Public Charity	\$450,000.00	\$0.00	\$0.00	\$450,000.00	\$0.00
Clean Air Task Force Inc. 18 Tremont Street Suite 530 Boston, MA 02108 <i>To retain local counsel and technical experts to appear in the licensing hearings for a proposed IGCC project</i> \$60,000.00 2007	Public Charity	\$0.00	\$60,000.00	\$0.00	\$60,000.00	\$0.00
Clean Air Task Force Inc. 18 Tremont Street Suite 530 Boston, MA 02108 <i>To support a delegation of Midwest policy makers, industry representatives, and environmental groups to visit European coal gasification projects and meet with European counterparts.</i> \$55,000.00 2007	Public Charity	\$0.00	\$55,000.00	\$0.00	\$55,000.00	\$0.00

Fiscal Year 2007

Recipient and/or Purpose	Tax Status	Beginning Balance 2007	Newly Allocated 2007	Amended 2007	Amount Paid 2007	Ending Balance 2007
Clean Wisconsin Inc. 122 State Street Suite 200 Madison, WI 53703 <i>For its comprehensive Great Lakes advocacy program.</i> \$350,000.00 2007	Public Charity	\$0.00	\$350,000.00	\$0.00	\$175,000.00	\$175,000.00
Congressional Research Service The Library of Congress 101 Independence Avenue, S.E. Washington, DC 20540-7000 <i>For a series of expert sessions to inform Congress on alternative long-term U.S. energy policies.</i> \$539,000.00 2007		\$0.00	\$539,000.00	\$0.00	\$189,000.00	\$350,000.00
Council of Great Lakes Governors Inc. 35 East Wacker Drive Suite 1850 Chicago, IL 60601 <i>To continue to educate state policy makers about the Great Lakes and Saint Lawrence River Basin Water Resources Compact.</i> \$173,453.00 2007	Public Charity	\$0.00	\$173,453.00	\$0.00	\$173,453.00	\$0.00
Council of Great Lakes Industries 3600 Green Court, Suite 710 Ann Arbor, MI 48105 <i>To commission a high-quality study of the regional and national economic benefits of investing in the ecological restoration of the Great Lakes. (1 yr.)</i> \$150,000.00 2006	Expenditure Responsibilit y	\$75,000.00	\$0.00	\$0.00	\$75,000.00	\$0.00

Fiscal Year 2007

Recipient and/or Purpose	Tax Status	Beginning Balance 2007	Newly Allocated 2007	Amended 2007	Amount Paid 2007	Ending Balance 2007
Council of State Governments 2760 Research Park Drive P.O. Box 11910 Lexington, KY 40578 <i>To support the efforts of the Great Lakes Legislative Caucus to promote the protection and restoration of the Great Lakes. (2 yrs.)</i> \$147,573.00 2006	Public Charity	\$49,191.00	\$0.00	\$0.00	\$49,191.00	\$0.00
Council of State Governments 2760 Research Park Drive P.O. Box 11910 Lexington, KY 40578 <i>To organize and convene a summit on energy and global warming for midwestern governors.</i> \$157,162.00 2007	Public Charity	\$0.00	\$157,162.00	\$0.00	\$157,162.00	\$0.00
CUB Consumer Education and Research Fund 208 S. LaSalle Street, Suite 1760 Chicago, IL 60604 <i>To promote the development of coal gasification plants in Illinois</i> \$75,000.00 2007		\$0.00	\$75,000.00	\$0.00	\$0.00	\$75,000.00

Fiscal Year 2007

Recipient and/or Purpose	Tax Status	Beginning Balance 2007	Newly Allocated 2007	Amended 2007	Amount Paid 2007	Ending Balance 2007
Delta Institute	Public	\$70,000.00	\$0.00	\$0.00	\$70,000.00	\$0.00
53 West Jackson Boulevard Suite 230 Chicago, IL 60604 <i>To study Great Lakes governance and develop recommendations for improvement that could be incorporated into the renegotiation of the Canada-U.S. Great Lakes Water Quality Agreement. (18 mos.)</i>	Charity					
\$140,000.00 2006						
Delta Institute	Public	\$0.00	\$150,000.00	\$0.00	\$150,000.00	\$0.00
53 West Jackson Boulevard Suite 230 Chicago, IL 60604 <i>To identify alternative ways to finance Great Lakes restoration, using the Maumee River watershed as a case study.</i>	Charity					
\$150,000.00 2007						
Energy Center of Wisconsin Inc.	Public	\$0.00	\$100,000.00	\$0.00	\$100,000.00	\$0.00
455 Science Drive Suite 200 Madison, WI 53711 <i>For planning and convening the Energy Transition 2050 Conference in Chicago.</i>	Charity					
\$100,000.00 2007						

Fiscal Year 2007

Recipient and/or Purpose	Tax Status	Beginning Balance 2007	Newly Allocated 2007	Amended 2007	Amount Paid 2007	Ending Balance 2007
The Energy Foundation 1012 Torrey Avenue #1 San Francisco, CA 94129 <i>To prioritize worldwide philanthropic investment strategies to solve global warming</i> \$20,000.00 2007	Expenditure Responsibilit y	\$0.00	\$20,000.00	\$0.00	\$20,000.00	\$0.00
The Energy Foundation 1012 Torrey Avenue #1 San Francisco, CA 94129 <i>To sustain two aspects of an advocacy program to reduce pollution from conventional coal-fired power plants in the Midwest 1) an expert witness fund; and, 2) a re-grant program to offer timely support for community-based and grassroots groups</i> \$100,000.00 2007	Expenditure Responsibilit y	\$0.00	\$100,000.00	\$0.00	\$100,000.00	\$0.00
Environment Illinois Research and Education Center NFP 407 S. Dearborn, Suite 701 Chicago, IL 60605 <i>For statewide public education and advocacy aimed at promoting global warming solutions</i> <i>DEFERRED FROM JULY 2007</i> \$160,000.00 2007		\$0.00	\$160,000.00	\$0.00	\$0.00	\$160,000.00

Fiscal Year 2007

Recipient and/or Purpose	Tax Status	Beginning Balance 2007	Newly Allocated 2007	Amended 2007	Amount Paid 2007	Ending Balance 2007
Environmental Defense Inc. 257 Park Avenue South New York, NY 10010 <i>To carry out efforts to reduce contaminated runoff from agriculture into the greater Maumee basin and ultimately into the Great Lakes. (3 yrs.)</i> \$2,099,119.00 2006	Public Charity	\$1,372,518.00	\$0.00	\$0.00	\$684,666.00	\$687,852.00
Environmental Working Group 1436 U Street N.W. Suite 100 Washington, DC 20009-3987 <i>To investigate crucial questions about the development of biofuels as "clean energy."</i> \$500,000.00 2007	Public Charity	\$0.00	\$500,000.00	\$0.00	\$250,000.00	\$250,000.00
Fresh Energy 408 St. Peter St. Ste 220 St. Paul, MN 55102 <i>To establish a media center to provide communications tools and services to regional and national organizations working on energy issues.</i> \$300,000.00 2007	Public Charity	\$0.00	\$300,000.00	\$0.00	\$150,000.00	\$150,000.00
Gathering Waters Conservancy 211 S. Paterson St., Suite 270 Madison, WI 53703 <i>To continue and expand its Partners for Preservation for Wisconsin's Lake Michigan basin</i> \$300,000.00 2007		\$0.00	\$300,000.00	\$0.00	\$100,000.00	\$200,000.00

Fiscal Year 2007

Recipient and/or Purpose	Tax Status	Beginning Balance 2007	Newly Allocated 2007	Amended 2007	Amount Paid 2007	Ending Balance 2007
Global Philanthropy Partnership 643 W. Arlington Place Chicago, IL 60614 <i>To support the development of a Chicago Climate Change Action Plan.</i> \$400,000.00 2007		\$0.00	\$400,000.00	\$0.00	\$400,000.00	\$0.00
Great Lakes and St. Lawrence Cities Initiative Inc. 177 North State Street, Suite 500 Chicago, IL 60601 <i>To build its capacity to organize and represent the Great Lakes cities in policy deliberations.</i> \$500,000.00 2007	Public Charity	\$0.00	\$500,000.00	\$0.00	\$225,000.00	\$275,000.00
Great Lakes United Buffalo State College Cassety Hall 1300 Elmwood Avenue Buffalo, NY 14222 <i>To coordinate the development of Canadian work plans and communications strategies that reflect binational priorities for restoring the Great Lakes, with partners Biodiversity Project and Sierra Legal Defence, and to support ongoing bridge building betwe*</i> \$400,600.00 2007	Public Charity	\$0.00	\$400,600.00	\$0.00	\$400,600.00	\$0.00

Fiscal Year 2007

Recipient and/or Purpose	Tax Status	Beginning Balance 2007	Newly Allocated 2007	Amended 2007	Amount Paid 2007	Ending Balance 2007
Great Plains Institute for Sustainable Development Inc. 2801 21st Ave. South Suite 230 Minneapolis, MN 55407 <i>To support the efforts of its Coal Gasification Working Group. (21 mos.)</i> \$437,500.00 2006	Public Charity	\$250,000.00	\$0.00	\$0.00	\$250,000.00	\$0.00
Great Plains Institute for Sustainable Development Inc. 2801 21st Ave. South Suite 230 Minneapolis, MN 55407 <i>To brief Midwest lawmakers and regulators about how advanced coal technologies are currently deployed in Europe and encourage their support for similar adoption here.</i> \$99,400.00 2007	Public Charity	\$0.00	\$99,400.00	\$0.00	\$99,400.00	\$0.00
Greater Ohio 846 1/2 E. Main Street Columbus, OH 43205 <i>To coordinate the implementation of Maumee River restoration.</i> \$80,000.00 2007		\$0.00	\$80,000.00	\$0.00	\$80,000.00	\$0.00

Fiscal Year 2007

Recipient and/or Purpose	Tax Status	Beginning Balance 2007	Newly Allocated 2007	Amended 2007	Amount Paid 2007	Ending Balance 2007
Illinois Environmental Council Education Fund 107 S. Cook Suite 15 Springfield, IL 62704 <i>To continue organizing support for the Great Lakes compact and clean energy policies in Illinois, and to broaden and strengthen its coalition.</i> \$175,000.00 2007	Public Charity	\$0.00	\$175,000.00	\$0.00	\$87,500.00	\$87,500.00
Institutes for Journalism and Natural Resources 121 Hickory Street Suite 2 Missoula, MT 59801 <i>To continue to offer its Great Waters Institute training to journalists, with special efforts to recruit reporters from alternative media such as Web-based publications, and to add a new program offering intensive weekend workshops to alumni of the nine-*</i> \$300,000.00 2007	Public Charity	\$0.00	\$300,000.00	\$0.00	\$160,000.00	\$140,000.00
Izaak Walton League of America Inc. 1619 Dayton Avenue Suite 202 St. Paul, MN 55104-6206 <i>To continue to encourage the deployment of advanced coal generation in Minnesota and to promote policies that enable and encourage carbon capture and storage.</i> \$350,000.00 2007	Public Charity	\$0.00	\$350,000.00	\$0.00	\$175,000.00	\$175,000.00

Fiscal Year 2007

Recipient and/or Purpose	Tax Status	Beginning Balance 2007	Newly Allocated 2007	Amended 2007	Amount Paid 2007	Ending Balance 2007
Metropolitan Planning Council 25 E. Washington Suite 1600 Chicago, IL 60602 <i>To host a water supply conference for the state of Illinois and to produce a report and recommendations on water conservation strategies, water supply planning, and approaches to water supply governance.</i> \$75,000.00 2007	Public Charity	\$0.00	\$75,000.00	\$0.00	\$75,000.00	\$0.00
Michigan Environmental Council 119 Pere Marquette Drive Suite 2A Lansing, MI 48912 <i>To persuade regulators, utilities, and power plant developers in Michigan that any new coal plants should be able to use the latest technologies for capturing and storing carbon emissions. (21 mos.)</i> \$87,500.00 2006	Public Charity	\$50,000.00	\$0.00	\$0.00	\$50,000.00	\$0.00
Michigan Environmental Council 119 Pere Marquette Drive Suite 2A Lansing, MI 48912 <i>To organize environmental advocates and educate lawmakers about the Great Lakes Compact. (18 mos)</i> \$82,500.00 2006	Public Charity	\$77,500.00	\$0.00	\$0.00	\$77,500.00	\$0.00

Fiscal Year 2007

Recipient and/or Purpose	Tax Status	Beginning Balance 2007	Newly Allocated 2007	Amended 2007	Amount Paid 2007	Ending Balance 2007
National Caucus of Environmental Legislators 1920 L Street NW, Suite 800 Washington, DC 20036 <i>To recruit new members to the National Caucus of Environmental Legislators and to convene annual issues forums in 2006 and 2007. (2 yrs.)</i> \$253,000.00 2006		\$126,500.00	\$0.00	\$0.00	\$126,500.00	\$0.00
Bipartisan Policy Center Inc. 1225 Eye Street NW, Suite 1000 Washington, DC 20005 <i>For a study by the National Commission on Energy Policy of the consequences of increasing coal production in the United States, including analysis of the environmental impacts of mining-collectively known as upstream impacts</i> \$75,000.00 2007		\$0.00	\$75,000.00	\$0.00	\$75,000.00	\$0.00
National Wildlife Federation 11100 Wildlife Center Drive Reston, VA 20190 <i>To build support in Indiana and Michigan for coal gasification as an alternative to conventional coal-burning power plants</i> <i>Indiana Wildlife Federation and Michigan United Conservation Clubs would be partners in this effort. (21 mos.)</i> \$122,700.00 2006	Public Charity	\$66,700.00	\$0.00	\$0.00	\$66,700.00	\$0.00

Fiscal Year 2007

Recipient and/or Purpose	Tax Status	Beginning Balance 2007	Newly Allocated 2007	Amended 2007	Amount Paid 2007	Ending Balance 2007
National Wildlife Federation 11100 Wildlife Center Drive Reston, VA 20190 <i>To support the ongoing campaign for Great Lakes restoration.</i> \$430,000.00 2007	Public Charity	\$0.00	\$430,000.00	\$0.00	\$430,000.00	\$0.00
Natural Resources Defense Council Inc. 40 West 20th Street New York, NY 10011 <i>For its efforts to oppose the construction of new conventional coal plants and promote alternative plants using coal gasification with carbon sequestration. (21 mos.)</i> \$437,500.00 2006	Public Charity	\$250,000.00	\$0.00	\$0.00	\$250,000.00	\$0.00
Natural Resources Defense Council Inc. 40 West 20th Street New York, NY 10011 <i>To improve water quality in the Great Lakes by developing and applying its legal and policy expertise in protecting against sewage dumping and beach and shoreline pollution.</i> \$100,000.00 2007	Public Charity	\$0.00	\$100,000.00	\$0.00	\$100,000.00	\$0.00

Fiscal Year 2007

Recipient and/or Purpose	Tax Status	Beginning Balance 2007	Newly Allocated 2007	Amended 2007	Amount Paid 2007	Ending Balance 2007
Natural Resources Defense Council Inc. 40 West 20th Street New York, NY 10011 <i>To build the case for protecting Great Lakes ecosystems by re-establishing natural barriers and assessing the feasibility of closing the St. Lawrence Seaway and the Chicago Diversion to international shipping</i> \$400,000.00 2007	Public Charity	\$0.00	\$400,000.00	\$0.00	\$0.00	\$400,000.00
The Nature Conservancy 4245 North Fairfax Drive, Suite 100 Arlington, VA 46202 <i>To fund its efforts to naturalize hydrology and restore wetlands and floodplain forests in the Maunee watershed, improving water quality and wildlife habitat in this Great Lakes tributary and in Lake Erie. (3 yrs)</i> \$1,717,055.00 2006	Public Charity	\$1,176,179.00	\$0.00	\$0.00	\$688,116.00	\$488,063.00
The Nature Conservancy 4245 North Fairfax Drive, Suite 100 Arlington, VA 46202 <i>To combat the threat of new introduction and spread of existing aquatic invasive species in the Great Lakes basin</i> \$125,000.00 2007	Public Charity	\$0.00	\$125,000.00	\$0.00	\$0.00	\$125,000.00

Fiscal Year 2007

Recipient and/or Purpose	Tax Status	Beginning Balance 2007	Newly Allocated 2007	Amended 2007	Amount Paid 2007	Ending Balance 2007
Northeast-Midwest Institute 50 F Street, NW #950 Washington, DC 20001 <i>To support the Great Lakes Congressional Task Force.</i> \$125,000.00 2007	Public Charity	\$0.00	\$125,000.00	\$0.00	\$37,500.00	\$87,500.00
Ohio Environmental Council 1207 Grandview Avenue Suite 201 Columbus, OH 43212 <i>To support its ongoing efforts to promote Integrated Gasification Combined Cycle in Ohio and to oppose the permitting of a conventional coal plant proposed by AMP-Ohio, a municipal utility consortium (21 mos.)</i> \$113,750.00 2006	Public Charity	\$65,000.00	\$0.00	\$0.00	\$65,000.00	\$0.00
Ohio Environmental Council 1207 Grandview Avenue Suite 201 Columbus, OH 43212 <i>To support its program called Building State and Local Policies to Restore Lake Erie.</i> \$350,000.00 2007	Public Charity	\$0.00	\$350,000.00	\$0.00	\$175,000.00	\$175,000.00

Fiscal Year 2007

Recipient and/or Purpose	Tax Status	Beginning Balance 2007	Newly Allocated 2007	Amended 2007	Amount Paid 2007	Ending Balance 2007
Ohio Farmers Union Family Farm Center Inc. 1011 N. Defiance Street P.O. Box 363 Ottawa, OH 45875 <i>To test the effectiveness of pyrolysis as a process to deal with animal manure at the farm scale and to measure the value of the end product as a soil amendment</i> \$240,000.00 2007		\$0.00	\$240,000.00	\$0.00	\$120,000.00	\$120,000.00
Partners for Clean Streams Inc. P.O. Box 822 Bowling Green, OH 43202 <i>To implement three projects that would improve the quality of the lower end of the Maumee River and of Lake Erie, in terms of both water quality and ecosystem function. (2 yrs.)</i> \$588,118.00 2006		\$588,118.00	\$0.00	\$0.00	\$588,118.00	\$0.00
The Regents of the University of Michigan Great Lakes Radio Consortium The University of Michigan Great Lakes Radio Consortium 535 W. William Street, Suite 110 Ann Arbor, MI 48103 <i>For continued support of the Great Lakes Radio Consortium's coverage in the region. (2 yrs.)</i> \$200,000.00 2006	Public Charity	\$100,000.00	\$0.00	\$0.00	\$100,000.00	\$0.00

Fiscal Year 2007

Recipient and/or Purpose	Tax Status	Beginning Balance 2007	Newly Allocated 2007	Amended 2007	Amount Paid 2007	Ending Balance 2007
Rockefeller Family Fund 437 Madison Avenue 37th Floor New York, NY 10022 <i>To support the Renewable Energy Alignment Mapping Project.</i> \$50,000.00 2007	Public Charity	\$0.00	\$50,000.00	\$0.00	\$50,000.00	\$0.00
State Environmental Leadership Program 612 W. Main Street, Suite 302 Madison, WI 53703 <i>To create a multistate Midwest Global Warming Campaign and to launch that campaign in Wisconsin.</i> \$400,000.00 2007		\$0.00	\$400,000.00	\$0.00	\$400,000.00	\$0.00
Union of Concerned Scientists Inc. Two Brattle Square Cambridge, MA 02238-9105 <i>To support its efforts to study and highlight the financial risks of future carbon dioxide emission limits.</i> \$75,000.00 2007	Public Charity	\$0.00	\$75,000.00	\$0.00	\$75,000.00	\$0.00
University of Wisconsin-Madison 1180 Observatory Drive, #7122 Madison, WI 53706 <i>To build support among labor leaders in Wisconsin and other Midwest states for coal gasification as an alternative to conventional coal power plants. (21 mos.)</i> \$175,000.00 2006	Public Charity	\$100,000.00	\$0.00	\$0.00	\$100,000.00	\$0.00

Fiscal Year 2007

Recipient and/or Purpose	Tax Status	Beginning Balance 2007	Newly Allocated 2007	Amended 2007	Amount Paid 2007	Ending Balance 2007
University of Wisconsin-Madison 1180 Observatory Drive, #7122 Madison, WI 53706 <i>To support the production and distribution of a Green Career Ladders Report.</i> \$20,000.00 2007	Public Charity	\$0.00	\$20,000.00	\$0.00	\$20,000.00	\$0.00
Valerie Denney Communications 407 S. Dearborn Street Suite 1500 Chicago, IL 60605 <i>To provide media support to the campaign for Great Lakes restoration. (1 yr.)</i> \$120,000.00 2006	Expenditure Responsibility	\$80,000.00	\$0.00	\$0.00	\$80,000.00	\$0.00
Valerie Denney Communications 407 S. Dearborn Street Suite 1500 Chicago, IL 60605 <i>To continue to provide media support for the campaign for Great Lakes restoration.</i> \$120,000.00 2007	Expenditure Responsibility	\$0.00	\$120,000.00	\$0.00	\$50,000.00	\$70,000.00
Woodrow Wilson International Center for Scholars One Woodrow Wilson Plaza 1300 Pennsylvania Avenue, NW Washington, DC 20004-5027 <i>Research in understanding the new political economy of biofuels</i> \$120,000.00 2007	Public Charity	\$0.00	\$120,000.00	\$0.00	\$0.00	\$120,000.00
Total Environment (63 items)		\$5,471,706.00	\$8,839,615.00	\$0.00	\$9,350,406.00	\$4,960,915.00

Fiscal Year 2007

Recipient and/or Purpose	Tax Status	Beginning Balance 2007	Newly Allocated 2007	Amended 2007	Amount Paid 2007	Ending Balance 2007
<u>Gun Violence</u>						
American College of Preventive Medicine 1307 New York Ave., NW Suite 200 Washington, DC 20005 <i>To undertake a comprehensive education and advocacy campaign aimed at raising awareness of and strengthening support for NVDRS at the national and state level.</i>		\$260,114.00	\$0.00	\$0.00	\$260,114.00	\$0.00
\$260,114.00 2006						
American College of Preventive Medicine 1307 New York Ave., NW Suite 200 Washington, DC 20005 <i>To continue its comprehensive education and advocacy campaign aimed at strengthening support for the National Violent Death Reporting System.</i>		\$0.00	\$425,083.00	\$0.00	\$99,000.00	\$326,083.00
\$425,083.00 2007						
Freedom States Alliance P O. Box 618363 Chicago, IL 60661-8363 Chicago, IL 60661 <i>To support the continued efforts of its Freedom States Alliance, a project to promote financial self-sufficiency and effective media, public, and policy-maker education efforts among gun violence prevention groups, especially those in Illinois and Wisconsin</i>		\$200,000.00	\$0.00	\$0.00	\$200,000.00	\$0.00
\$650,000.00 2005						

Fiscal Year 2007

Recipient and/or Purpose	Tax Status	Beginning Balance 2007	Newly Allocated 2007	Amended 2007	Amount Paid 2007	Ending Balance 2007
Freedom States Alliance P.O. Box 618363 Chicago, IL 60661-8363 Chicago, IL 60661 <i>To support the expansion of strategic objectives</i> \$150,000.00 2007		\$0.00	\$150,000.00	\$0.00	\$0.00	\$150,000.00
Harborview Medical Center Box 359960 325 Ninth Avenue Seattle, WA 98104 <i>For a conference to develop a strategy to address the problem of gun violence in Washington state.</i> \$15,000.00 2007		\$0.00	\$15,000.00	\$0.00	\$15,000.00	\$0.00
President and Fellows of Harvard College Harvard Injury Control Research Center 677 Huntington Avenue, Room 309 Boston, MA 02115 <i>To support the Harvard Injury Control Research Center's technical assistance to the National Violent Death Reporting System, to conduct policy-relevant firearm research, and to increase its communications capacity. (2 yrs.)</i> \$700,000.00 2005	Public Charity	\$235,000.00	\$0.00	\$0.00	\$235,000.00	\$0.00

Fiscal Year 2007

Recipient and/or Purpose	Tax Status	Beginning Balance 2007	Newly Allocated 2007	Amended 2007	Amount Paid 2007	Ending Balance 2007
President and Fellows of Harvard College Harvard Injury Control Research Center 677 Huntington Avenue, Room 309 Boston, MA 02115 <i>To review pertinent firearm-related research that has been conducted over the past 20 years.</i> \$20,000.00 2007	Public Charity	\$0.00	\$20,000.00	\$0.00	\$20,000.00	\$0.00
Illinois Council Against Handgun Violence 223 W. Jackson Blvd. Suite 802 Chicago, IL 60606 <i>For its public, media, and policy-maker education efforts to promote firearm policy reform in Illinois. (2 yrs.)</i> \$770,000.00 2006	Public Charity	\$770,000.00	\$0.00	\$0.00	\$420,000.00	\$350,000.00
Illinois Law Enforcement Education Foundation 4341 Acer Grove, Suite B Springfield, IL 62711 <i>To create a comprehensive booklet that provides information and resources to law enforcement faced with unforeseen and often times overwhelming events.</i> \$5,000.00 2007		\$0.00	\$5,000.00	\$0.00	\$5,000.00	\$0.00

Fiscal Year 2007

Recipient and/or Purpose	Tax Status	Beginning Balance 2007	Newly Allocated 2007	Amended 2007	Amount Paid 2007	Ending Balance 2007
International Association of Chiefs of Police		\$375,000.00	\$0.00	\$0.00	\$375,000.00	\$0.00
515 North Washington Street Alexandria, VA 22314-2357 <i>To convene the Great Lakes States Summit on Gun Violence in April 2007. (7 mos.)</i> \$375,000.00 2006						
International Association of Chiefs of Police		\$0.00	\$99,935.00	\$0.00	\$99,935.00	\$0.00
515 North Washington Street Alexandria, VA 22314-2357 <i>To develop and execute the release of a report on the Great Lakes States Summit on Firearm Violence.</i> \$99,935.00 2007						
International Association of Chiefs of Police		\$0.00	\$300,000.00	\$0.00	\$0.00	\$300,000.00
515 North Washington Street Alexandria, VA 22314-2357 <i>To implement the recommendations that resulted from the Great Lakes States Summit on Gun Violence.</i> \$300,000.00 2007						
Johns Hopkins University	Public Charity	\$0.00	\$175,000.00	\$0.00	\$75,000.00	\$100,000.00
624 North Broadway 5th Floor, Room 594 Baltimore, MD 21205 <i>To study two Midwest-based law enforcement initiatives focused on preventing firearm violence.</i> \$175,000.00 2007						

Fiscal Year 2007

Recipient and/or Purpose	Tax Status	Beginning Balance 2007	Newly Allocated 2007	Amended 2007	Amount Paid 2007	Ending Balance 2007
Legal Community Against Violence 268 Bush Street Suite 555 San Francisco, CA 94104 <i>For general support. (2 yrs.)</i> \$380,000.00 2005	Public Charity	\$50,000.00	\$0.00	\$0.00	\$50,000.00	\$0.00
Legal Community Against Violence 268 Bush Street Suite 555 San Francisco, CA 94104 <i>To evaluate Illinois Campaign for improved gun policies and hold an advisory group meeting.</i> \$6,500.00 2007	Public Charity	\$0.00	\$6,500.00	\$0.00	\$6,500.00	\$0.00
Legal Community Against Violence 268 Bush Street Suite 555 San Francisco, CA 94104 <i>For a campaign to create a coordinated, research-based, statewide public education effort in support of gun violence prevention.</i> \$240,000.00 2007	Public Charity	\$0.00	\$240,000.00	\$0.00	\$240,000.00	\$0.00
Legal Community Against Violence 268 Bush Street Suite 555 San Francisco, CA 94104 <i>For general operating support.</i> \$400,000.00 2007	Public Charity	\$0.00	\$400,000.00	\$0.00	\$120,000.00	\$280,000.00

Fiscal Year 2007

Recipient and/or Purpose	Tax Status	Beginning Balance 2007	Newly Allocated 2007	Amended 2007	Amount Paid 2007	Ending Balance 2007
Legal Community Against Violence 268 Bush Street Suite 555 San Francisco, CA 94104 <i>To continue the Illinois Campaign to Prevent Gun Violence</i> \$18,900.00 2007	Public Charity	\$0.00	\$18,900.00	\$0.00	\$18,900.00	\$0.00
Legal Community Against Violence 268 Bush Street Suite 555 San Francisco, CA 94104 <i>For an expanded grassroots effort aimed at educating the public about gun violence in Illinois and the policies that can combat it.</i> \$300,000.00 2007	Public Charity	\$0.00	\$300,000.00	\$0.00	\$150,000.00	\$150,000.00
National District Attorneys Association American Prosecutors Research Institute 99 Canal Center Plaza, Suite 510 Alexandria, VA 22314 <i>For a study to examine consequences of the Castle Doctrine and No Retreat Laws.</i> \$20,000.00 2007		\$0.00	\$20,000.00	\$0.00	\$20,000.00	\$0.00
National Foundation for the Centers for Disease Control & Prevention, Inc. 50 Hurt Plaza, Suite 765 Atlanta, GA 30303 <i>To develop an automated query system for the National Violent Death Reporting System. (2 yrs.)</i> \$168,547.00 2006		\$85,000.00	\$0.00	\$0.00	\$85,000.00	\$0.00

Fiscal Year 2007

Recipient and/or Purpose	Tax Status	Beginning Balance 2007	Newly Allocated 2007	Amended 2007	Amount Paid 2007	Ending Balance 2007
National Opinion Research Center 1155 East 60th Street Chicago, IL 60637 <i>To fund the 2008 General Social Survey.</i> \$20,000.00 2007	Public Charity	\$0.00	\$20,000.00	\$0.00	\$20,000.00	\$0.00
Ohio Coalition Against Gun Violence P.O. Box 1078 Toledo, OH 43697 <i>To support two projects to involve Mayors and cities in an active role for advocacy.</i> \$20,000.00 2007	Public Charity	\$0.00	\$20,000.00	\$0.00	\$20,000.00	\$0.00
United Against Illegal Guns Support Fund Office of the Mayor One Centre St., Room 1012N New York, NY 10007 <i>To support operating costs for Mayors Against Illegal Guns in 2008.</i> \$175,000.00 2007		\$0.00	\$175,000.00	\$0.00	\$0.00	\$175,000.00
University of Pennsylvania Firearm and Injury Center at Penn (FICAP) 3440 Market Street, 1st Floor, Trauma Philadelphia, PA 19104-3335 <i>To address a substantial need for encouraging and strengthening evidence-based approaches to reducing the impact an repercussions of firearm violence and injury.</i> \$100,000.00 2007	Public Charity	\$0.00	\$100,000.00	\$0.00	\$0.00	\$100,000.00

Fiscal Year 2007

Recipient and/or Purpose	Tax Status	Beginning Balance 2007	Newly Allocated 2007	Amended 2007	Amount Paid 2007	Ending Balance 2007
Violence Policy Center 1730 Rhode Island Ave., NW #1014 Washington, DC 20036 <i>For general support and its continued research, public education, and technical assistance to promote gun policy reform in 2007, particularly in Illinois and Wisconsin. (18 mos.)</i>	Public Charity	\$550,000.00	\$0.00	\$0.00	\$550,000.00	\$0.00
\$700,000.00 2006						
Violence Policy Center 1730 Rhode Island Ave., NW #1014 Washington, DC 20036 <i>To continue our gun violence prevention activities.</i>	Public Charity	\$0.00	\$700,000.00	\$0.00	\$0.00	\$700,000.00
\$700,000.00 2007						
WAVE Educational Fund P.O. Box 170393 Milwaukee, WI 53217-8031 <i>To continue its public, policy-maker, and media education efforts to prevent firearm violence in Wisconsin. (2 yrs)</i>	Public Charity	\$630,000.00	\$0.00	\$0.00	\$315,000.00	\$315,000.00
\$630,000.00 2006						
Total Gun Violence (28 items)		\$3,155,114.00	\$3,190,418.00	\$0.00	\$3,399,449.00	\$2,946,083.00
<u>Membership Grants</u>						
Council on Foundations, Inc. 2121 Crystal Drive, Suite 700 Arlington, VA 22202 <i>2007 Membership Grant</i>	Public Charity	\$0.00	\$44,500.00	\$0.00	\$44,500.00	\$0.00
\$44,500.00 2007						

Fiscal Year 2007

Recipient and/or Purpose	Tax Status	Beginning Balance 2007	Newly Allocated 2007	Amended 2007	Amount Paid 2007	Ending Balance 2007
Donors Forum of Chicago 208 S. LaSalle Street Suite 1540 Chicago, IL 60604-1006 <i>2007 Membership Grant</i> \$24,300.00 2007	Public Charity	\$0.00	\$24,300.00	\$0.00	\$24,300.00	\$0.00
Environmental Grantmakers Association 55 Exchange Place Suite 405 New York, NY 10005-1965 <i>2007 Membership Grant</i> \$6,800.00 2007	Public Charity	\$0.00	\$6,800.00	\$0.00	\$6,800.00	\$0.00
Grantmakers for Children, Youth & Families 8757 Georgia Avenue Suite 540 Silver Spring, MD 20910 <i>2007 Membership Dues</i> \$2,500.00 2007		\$0.00	\$2,500.00	\$0.00	\$2,500.00	\$0.00
Grantmakers for Education 720 SW Washington Street Suite 605 Portland, OR 97205 <i>2007 Membership Grant</i> \$6,500.00 2007	Public Charity	\$0.00	\$6,500.00	\$0.00	\$6,500.00	\$0.00

Fiscal Year 2007

Recipient and/or Purpose	Tax Status	Beginning Balance 2007	Newly Allocated 2007	Amended 2007	Amount Paid 2007	Ending Balance 2007
Grantmakers in the Arts						
604 West Galer Street Seattle, WA 98119-3253 2007 Membership Grant \$2,500.00 2007	Public Charity	\$0.00	\$2,500.00	\$0.00	\$2,500.00	\$0.00
Independent Sector						
1200 Eighteenth Street, N.W. Suite 200 Washington, DC 20036 2007 Membership Grant \$12,500.00 2007	Public Charity	\$0.00	\$12,500.00	\$0.00	\$12,500.00	\$0.00
The Philanthropy Roundtable						
1150 17th Street NW Suite 503 Washington, DC 20036 2007 Membership Grants \$1,000.00 2007		\$0.00	\$1,000.00	\$0.00	\$1,000.00	\$0.00
Public Interest Projects						
80 Broad Street 16th Floor New York, NY 10004 2007 Membership Grant \$5,000.00 2007	Public Charity	\$0.00	\$5,000.00	\$0.00	\$5,000.00	\$0.00
Total Membership Grants (9 items)		\$0.00	\$105,600.00	\$0.00	\$105,600.00	\$0.00

Fiscal Year 2007

Recipient and/or Purpose	Tax Status	Beginning Balance 2007	Newly Allocated 2007	Amended 2007	Amount Paid 2007	Ending Balance 2007
Misc/Special Opportunities						
Alliance for Justice, Inc. 11 Dupont Circle 2nd Flr. Washington, DC 20036 <i>For its Nonprofit Advocacy Project and Foundation Advocacy Initiative. and equitable public policy, focusing on nonprofits and their grantmakers in the Midwest region.</i> \$150,000.00 2007	Public Charity	\$0.00	\$150,000.00	\$0.00	\$75,000.00	\$75,000.00
Archimedia Workshop Fine Arts Building, Suite 206 410 South Michigan Avenue Chicago, IL 60605 <i>To support a documentary film, Make No Little Plans: Daniel Burnham and the American City.</i> \$50,000.00 2007		\$0.00	\$50,000.00	\$0.00	\$50,000.00	\$0.00
The Aspen Institute Inc. One Dupont Circle, N.W. Suite 700 Washington, DC 20036 <i>To study arts support from artist-endowed private foundations.</i> \$10,000.00 2007	Public Charity	\$0.00	\$10,000.00	\$0.00	\$10,000.00	\$0.00

Fiscal Year 2007

Recipient and/or Purpose	Tax Status	Beginning Balance 2007	Newly Allocated 2007	Amended 2007	Amount Paid 2007	Ending Balance 2007
Black Ensemble Theater Corporation 4520 North Beacon Street Chicago, IL 60640 <i>To support its capital campaign for a new theater space and to support organizational development.</i> \$300,000.00 2007	Public Charity	\$0.00	\$300,000.00	\$0.00	\$100,000.00	\$200,000.00
The Brookings Institution 1775 Massachusetts Avenue, NW Washington, DC 20036 <i>For its Metropolitan Policy Program's Great Lakes Economic Initiative, a multi-year research and policy development initiative designed to improve the economic vitality of the Great Lakes region.</i> \$250,000.00 2007	Public Charity	\$0.00	\$250,000.00	\$0.00	\$150,000.00	\$100,000.00
The Center for Effective Philanthropy 675 Massachusetts Avenue, 7th Floor Cambridge, MA 02139 <i>To support its Chicago conference "Assessment to Action: Creating Change".</i> \$5,000.00 2007		\$0.00	\$5,000.00	\$0.00	\$5,000.00	\$0.00
Center for Governmental Studies 10951 West Pico Boulevard Suite 120 Los Angeles, CA 90064 <i>To support efforts to create PolicyArchive.Net, an online archive of public policy research.</i> \$250,000.00 2007	Public Charity	\$0.00	\$250,000.00	\$0.00	\$125,000.00	\$125,000.00

Fiscal Year 2007

Recipient and/or Purpose	Tax Status	Beginning Balance 2007	Newly Allocated 2007	Amended 2007	Amount Paid 2007	Ending Balance 2007
Chicago Video Project 800 West Huron #3 South Chicago, IL 60622 <i>To fund the documentary "American Idealist: The Story of Sargent Shriver"</i> \$10,000.00 2007	Public Charity	\$0.00	\$10,000.00	\$0.00	\$10,000.00	\$0.00
Donors Forum of Chicago 208 S. LaSalle Street Suite 1540 Chicago, IL 60604-1006 <i>To enhance its capacity to serve current constituents as well as expand its mission across Illinois, including added public policy activities.</i> \$150,000.00 2007	Public Charity	\$0.00	\$150,000.00	\$0.00	\$75,000.00	\$75,000.00
Duke University 327 North Building Box 90077 Durham, NC 27708-0077 <i>To support evaluations of two programs in Milwaukee designed to reduce serious criminal violence.</i> \$49,395.00 2007	Public Charity	\$0.00	\$49,395.00	\$0.00	\$49,395.00	\$0.00
Facing History and Ourselves National Foundation, Inc. 200 East Randolph Suite 2100 Chicago, IL 60601 <i>To support its Chicago office.</i> \$15,000.00 2007	Public Charity	\$0.00	\$15,000.00	\$0.00	\$15,000.00	\$0.00

Fiscal Year 2007

Recipient and/or Purpose	Tax Status	Beginning Balance 2007	Newly Allocated 2007	Amended 2007	Amount Paid 2007	Ending Balance 2007
Foundation Center 79 Fifth Avenue New York, NY 10003 <i>To support its mission to strengthen the nonprofit sector by advancing knowledge about U.S. philanthropy. (2 yrs)</i> \$40,000.00 2006	Public Charity	\$20,000.00	\$0.00	\$0.00	\$20,000.00	\$0.00
Greater Chicago Food Depository 4100 W. Ann Lurie Place Chicago, IL 60624 <i>To support its Community Kitchen workforce training program and food distribution in the Chicago Area.</i> \$15,000.00 2007		\$0.00	\$15,000.00	\$0.00	\$15,000.00	\$0.00
Heartland Alliance for Human Needs & Human Rights 208 South LaSalle Street Suite 1818 Chicago, IL 60604 <i>To support the National Immigrant Justice Center</i> \$20,000.00 2007	Public Charity	\$0.00	\$20,000.00	\$0.00	\$20,000.00	\$0.00
Human Rights Watch Chicago Office 325 West Huron, Suite 304 Chicago, IL 60610 <i>To support its Chicago office.</i> \$20,000.00 2007		\$0.00	\$20,000.00	\$0.00	\$20,000.00	\$0.00

Fiscal Year 2007

Recipient and/or Purpose	Tax Status	Beginning Balance 2007	Newly Allocated 2007	Amended 2007	Amount Paid 2007	Ending Balance 2007
The Illinois Channel Organization 500 East Capitol Springfield, IL 62701-1814 <i>To support expanded production and distribution of public affairs programming and continuing implementation of the organization's fund-raising and marketing strategies. (2 yrs.)</i> \$130,000.00 2006	Public Charity	\$65,000.00	\$0.00	\$0.00	\$65,000.00	\$0.00
Illinois Coalition for Immigrant and Refugee Rights 36 South Wabash Avenue Suite 1425 Chicago, IL 60603 <i>To support nationwide dissemination of two reports summarizing the policy recommendations developed by the Illinois New Americans Project, and for a conference for Midwest governors, other state officials, and business, labor, and education leaders to d</i> \$150,000.00 2006	Public Charity	\$75,000.00	\$0.00	\$0.00	\$75,000.00	\$0.00
Independent Sector 1200 Eighteenth Street, N.W. Suite 200 Washington, DC 20036 <i>To support the 2007 Public Policy Action Institute to be held in conjunction with the Independent Sector Annual Conference.</i> \$20,000.00 2007	Public Charity	\$0.00	\$20,000.00	\$0.00	\$20,000.00	\$0.00

Fiscal Year 2007

Recipient and/or Purpose	Tax Status	Beginning Balance 2007	Newly Allocated 2007	Amended 2007	Amount Paid 2007	Ending Balance 2007
John F. Kennedy Library Foundation Columbia Point Boston, MA 02125 <i>For educational programs.</i> \$10,000.00 2007	Public Charity	\$0.00	\$10,000.00	\$0.00	\$10,000.00	\$0.00
Latinos United 20 East Jackson Suite 1550 Chicago, IL 60604 <i>To support a strategic planning to make Latinos United an effective policy research, development and advocacy center on issues of importance to the Latino community.</i> \$20,000.00 2007		\$0.00	\$20,000.00	\$0.00	\$20,000.00	\$0.00
Latinos United 20 East Jackson Suite 1550 Chicago, IL 60604 <i>To strengthen its capacity to become an effective policy research, development, and advocacy center, with an emphasis on access to quality early childhood education services.</i> \$105,000.00 2007		\$0.00	\$105,000.00	\$0.00	\$105,000.00	\$0.00

Fiscal Year 2007

Recipient and/or Purpose	Tax Status	Beginning Balance 2007	Newly Allocated 2007	Amended 2007	Amount Paid 2007	Ending Balance 2007
Mikva Challenge Grant Foundation Inc. 25 E. Washington Suite 703 Chicago, IL 60602 <i>To sustain and expand the Active Citizen Project</i> \$10,000.00 2007	Public Charity	\$0.00	\$10,000.00	\$0.00	\$10,000.00	\$0.00
Museum of Contemporary Art 220 E. Chicago Avenue Chicago, IL 60611-2604 <i>To support the museum's fortieth anniversary special programs and activities.</i> \$20,000.00 2007	Public Charity	\$0.00	\$20,000.00	\$0.00	\$20,000.00	\$0.00
National Public Radio Inc. 635 Massachusetts Avenue, N.W. Washington, DC 20001-3753 <i>For continued coverage of the Midwest/Great Lakes region.</i> \$150,000.00 2007	Public Charity	\$0.00	\$150,000.00	\$0.00	\$75,000.00	\$75,000.00
Ohio State University Foundation Department of History The John Glenn Institute 350 Page Hall 1810 College Road Columbus, OH 43210 <i>To collect, organize and disseminate recent research on the Second Amendment and the history of gun regulation</i> \$75,000.00 2007	Public Charity	\$0.00	\$75,000.00	\$0.00	\$0.00	\$75,000.00

Fiscal Year 2007

Recipient and/or Purpose	Tax Status	Beginning Balance 2007	Newly Allocated 2007	Amended 2007	Amount Paid 2007	Ending Balance 2007
The Philanthropy Roundtable 1150 17th Street NW Suite 503 Washington, DC 20036 <i>To create a new initiative on teacher and principal excellence and to support its conservation breakthrough group. (2 yrs.)</i> \$50,000.00 2006		\$25,000.00	\$0.00	\$0.00	\$25,000.00	\$0.00
Public Interest Projects 80 Broad Street 16th Floor New York, NY 10004 <i>To support the Four Freedoms Fund - a collaborative effort by major foundations to strengthen the organizational capacity of immigrant-serving organizations in the United States, particularly, but not exclusively, Arab, Muslim, and South Asian groups.</i> \$200,000.00 2006	Public Charity	\$100,000.00	\$0.00	\$0.00	\$100,000.00	\$0.00
The Roosevelt Institution 1527 New Hampshire Avenue, NW 4th Floor Washington, DC 20036 <i>For its public policy efforts</i> \$12,500.00 2007		\$0.00	\$12,500.00	\$0.00	\$12,500.00	\$0.00

Fiscal Year 2007

Recipient and/or Purpose	Tax Status	Beginning Balance 2007	Newly Allocated 2007	Amended 2007	Amount Paid 2007	Ending Balance 2007
The Tobin Project One Mifflin Place Suite 240 Cambridge, MA 02138 <i>To support implementation of its five-year plan.</i>		\$0.00	\$20,000.00	\$0.00	\$20,000.00	\$0.00
\$20,000.00 2007						
University of Illinois at Chicago Office of the Associate Chancellor (MC 103) 2731 University Hall 601 South Morgan Street Chicago, IL 60607 <i>To support its annual Urban Forum: Building the Future City.</i>		\$0.00	\$10,000.00	\$0.00	\$10,000.00	\$0.00
\$10,000.00 2007						
Vera Institute of Justice Inc. 233 Broadway 12th Floor New York, NY 10279 <i>For the Milwaukee portion of a three-city project that would examine the nature and incidence of racial profiling that may result from the exercise of prosecutors' discretionary authority and develop procedures and practical tools for reducing such di</i>		\$100,000.00	\$0.00	\$0.00	\$100,000.00	\$0.00
\$300,000.00 2005						

Fiscal Year 2007

Recipient and/or Purpose	Tax Status	Beginning Balance 2007	Newly Allocated 2007	Amended 2007	Amount Paid 2007	Ending Balance 2007
WisconsinEye Public Affairs Network Inc.						
122 West Washington Ave. Suite #200 Madison, WI 53703 <i>To support development of programming focusing on the intersection between religion and politics and the role of faith-based communities in public life.</i>		\$0.00	\$50,000.00	\$0.00	\$50,000.00	\$0.00
\$50,000.00 2007						
World Business Chicago						
177 N. State Street Suite 500 Chicago, IL 60601 <i>To support the Mayors Hemispheric Forum-Chicago 2007.</i>		\$0.00	\$20,000.00	\$0.00	\$20,000.00	\$0.00
\$20,000.00 2007						
Total Misc/Special Opportunities (33 items)		\$385,000.00	\$1,816,895.00	\$0.00	\$1,476,895.00	\$725,000.00
<u>Money and Politics</u>						
Belden Russonello & Stewart						
Research and Communications 1320 19th Street, N.W. Suite 700 Washington, DC 20036 <i>To conduct research on midwesterners' opinions on government and political reform issues</i>		\$0.00	\$155,000.00	\$0.00	\$105,000.00	\$50,000.00
\$155,000.00 2007						

Fiscal Year 2007

Recipient and/or Purpose	Tax Status	Beginning Balance 2007	Newly Allocated 2007	Amended 2007	Amount Paid 2007	Ending Balance 2007
Campaign Finance Institute 1990 M Street, N.W. Suite 380 Washington, DC 20036 <i>For policy research and policy-maker education on the electoral effects of the Bipartisan Campaign Reform Act and the potentially important role of small donors in financing election campaigns. (18 mos)</i> \$412,500.00 2006	Public Charity	\$252,076.00	\$0.00	\$0.00	\$252,076.00	\$0.00
Campaign Finance Institute 1990 M Street, N.W. Suite 380 Washington, DC 20036 <i>To help provide major support for the Institute's program of research and targeted public education</i> \$275,000.00 2007	Public Charity	\$0.00	\$275,000.00	\$0.00	\$82,500.00	\$192,500.00
The Campaign Legal Center 1640 Rhode Island, NW Suite 650 Washington, DC 20036 <i>To monitor and participate in administrative and legal proceedings surrounding the interpretation and enforcement of federal campaign finance and media laws, and to conduct public education activities on pending campaign finance, ethics, and lobbying leg*</i> \$225,000.00 2006	Public Charity	\$100,000.00	\$0.00	\$0.00	\$100,000.00	\$0.00

Fiscal Year 2007

Recipient and/or Purpose	Tax Status	Beginning Balance 2007	Newly Allocated 2007	Amended 2007	Amount Paid 2007	Ending Balance 2007
Center for Responsive Politics 1101 14th Street, N.W. Suite 1030 Washington, DC 20005-5635 <i>For its Open Secrets, Capital Eye, and FEC Watch projects. (18 mos.)</i> \$281,250.00 2006	Public Charity	\$187,500.00	\$0.00	\$0.00	\$187,500.00	\$0.00
Citizen Advocacy Center 238 N. York Street Elmhurst, IL 60126 <i>To support the Midwest Freedom of Information and Open Meetings Project. (2 yrs.)</i> \$90,000.00 2006	Public Charity	\$45,000.00	\$0.00	\$0.00	\$45,000.00	\$0.00
Common Cause Education Fund 1133 19th Street, NW 9th Floor Washington, DC 20036 <i>To support the political reform efforts of Common Cause/Wisconsin and Common Cause/Ohio with an emphasis on improving the two states' campaign finance, government ethics, election, and redistricting laws. (2 yrs.)</i> \$140,000.00 2006	Public Charity	\$70,000.00	\$0.00	\$0.00	\$70,000.00	\$0.00

Fiscal Year 2007

Recipient and/or Purpose	Tax Status	Beginning Balance 2007	Newly Allocated 2007	Amended 2007	Amount Paid 2007	Ending Balance 2007
Democracy 21 Education Fund 1875 I Street, NW Suite 500 Washington, DC 20006 <i>To support the Defend and Advance Project, which aims to defend the Bipartisan Campaign Reform Act and advance other political finance reforms. (18 mos.)</i>	Public Charity	\$100,838.00	\$0.00	\$0.00	\$100,838.00	\$0.00
\$165,000.00 2006						
Democracy 21 Education Fund 1875 I Street, NW Suite 500 Washington, DC 20006 <i>To support conducting public education, litigation, and related efforts.</i>	Public Charity	\$0.00	\$130,000.00	\$0.00	\$65,000.00	\$65,000.00
\$130,000.00 2007						
The Fund for Justice 750 N. Lake Shore Drive Fourth Floor Chicago, IL 60611 <i>To organize and staff a task force that would examine the benefits and political feasibility of instituting a merit retention system for incumbent Illinois appellate and trial court judges, with a focus on Cook County, through the creation of performance*</i>	Public Charity	\$0.00	\$50,000.00	\$0.00	\$0.00	\$50,000.00
\$50,000.00 2007						

Fiscal Year 2007

Recipient and/or Purpose	Tax Status	Beginning Balance 2007	Newly Allocated 2007	Amended 2007	Amount Paid 2007	Ending Balance 2007
George Mason University The Center for Social Complexity 4400 University Drive MS 4C6 Fairfax, VA 22030-4444 <i>To partner with the Brennan Center for Justice in developing alternative restructuring plans for five Midwest states; assessing the plans' strengths and weaknesses based on computer-generated simulations; drafting model legislation; and conducting a pu*</i> \$405,308.00 2006		\$149,873.00	\$0.00	\$0.00	\$149,873.00	\$0.00
Illinois Campaign for Political Reform 325 W. Huron, Suite 500 Chicago, IL 60610 <i>To support policy research, development, advocacy, and public education activities on a range of campaign finance, governmental ethics, judicial independence, and media reform issues. (2 yrs.)</i> \$540,000.00 2005	Public Charity	\$157,500.00	\$0.00	\$0.00	\$157,500.00	\$0.00
Illinois Campaign for Political Reform 325 W. Huron, Suite 500 Chicago, IL 60610 <i>To support the Government Accountability in Illinois project.</i> \$580,000.00 2007	Public Charity	\$0.00	\$580,000.00	\$0.00	\$170,000.00	\$410,000.00

Fiscal Year 2007

Recipient and/or Purpose	Tax Status	Beginning Balance 2007	Newly Allocated 2007	Amended 2007	Amount Paid 2007	Ending Balance 2007
Illinois Campaign for Political Reform 325 W. Huron, Suite 500 Chicago, IL 60610 <i>To support development of a new website for the Midwest Democracy Network</i> \$20,000.00 2007	Public Charity	\$0.00	\$20,000.00	\$0.00	\$20,000.00	\$0.00
Justice at Stake Campaign Inc. 717 D Street N.W., Suite 203 Washington, DC 20004 <i>To support state-level policy development and advocacy work in the judicial reform area in Illinois, Michigan, Minnesota, Ohio, and Wisconsin.</i> \$380,000.00 2007	Public Charity	\$0.00	\$380,000.00	\$0.00	\$80,000.00	\$300,000.00
League of Women Voters Minnesota Education Fund 550 Rice Street St. Paul, MN 55103 <i>To support the State of Democracy in Minnesota project, a collaborative effort of civic groups, scholars, legal experts, and policy makers.</i> \$100,000.00 2007		\$0.00	\$100,000.00	\$0.00	\$50,000.00	\$50,000.00

Fiscal Year 2007

Recipient and/or Purpose	Tax Status	Beginning Balance 2007	Newly Allocated 2007	Amended 2007	Amount Paid 2007	Ending Balance 2007
League of Women Voters of Ohio Education Fund 17 South High Street Suite 650 Columbus, OH 43215 <i>For the Political Reform Through Citizen Engagement Project a component of a multi-organizational effort to promote broad political reform in Ohio. (2 yrs.)</i> \$250,000.00 2006	Public Charity	\$125,000.00	\$0.00	\$0.00	\$125,000.00	\$0.00
League of Women Voters of Wisconsin Education Fund 122 State Street #201A Madison, WI 53703-2500 <i>To support its participation in a collaborative effort with other civic groups to develop and promote a comprehensive political reform agenda for Wisconsin.</i> \$100,000.00 2007		\$0.00	\$100,000.00	\$0.00	\$50,000.00	\$50,000.00
Media Access Project 1625 K Street, N.W. Suite 1000 Washington, DC 20006 <i>To support the organization's communications policy related research and advocacy activities.</i> \$15,000.00 2007	Public Charity	\$0.00	\$15,000.00	\$0.00	\$15,000.00	\$0.00

Fiscal Year 2007

Recipient and/or Purpose	Tax Status	Beginning Balance 2007	Newly Allocated 2007	Amended 2007	Amount Paid 2007	Ending Balance 2007
Michigan Campaign Finance Network 200 Museum Drive Lansing, MI 48933 <i>To develop and promote the adoption of a broad political reform agenda for Michigan</i> \$100,000.00 2007	Public Charity	\$0.00	\$100,000.00	\$0.00	\$100,000.00	\$0.00
TakeAction Minnesota Education Fund 1821 University Ave. Suite S-137 St. Paul, MN 55104 <i>To develop and promote a political reform agenda focused on campaign finance, judicial, and voting rights reform. (2 yrs)</i> \$350,000.00 2006	Public Charity	\$175,000.00	\$0.00	\$0.00	\$175,000.00	\$0.00
Ohio Citizen Action Education Fund 614 Superior Avenue NW Suite 1200 Columbus, OH 44113 <i>To support the Open Secrets Project, a policy research, education, and advocacy initiative, in concert with other Ohio civic and public interest groups, that aims to promote a package of state-level campaign finance, judicial, and government ethics ref*</i> \$300,000.00 2006	Public Charity	\$150,000.00	\$0.00	\$0.00	\$150,000.00	\$0.00

Fiscal Year 2007

Recipient and/or Purpose	Tax Status	Beginning Balance 2007	Newly Allocated 2007	Amended 2007	Amount Paid 2007	Ending Balance 2007
The Ohio State University Foundation						
Moritz College of Law Drinko Hall 55 West 12th Avenue Columbus, OH 43210 <i>For the From Registration to Recounts project, the first comprehensive examination by the University's Moritz College of Law of election laws and administrative practices in five Midwest states. (1 yr.)</i> \$250,000.00 2006		\$75,000.00	\$0.00	\$0.00	\$75,000.00	\$0.00
The Ohio State University Foundation						
Moritz College of Law Drinko Hall 55 West 12th Avenue Columbus, OH 43210 <i>To develop objective metrics for measuring how well states conduct their voting administration functions.</i> \$5,000.00 2007		\$0.00	\$5,000.00	\$0.00	\$5,000.00	\$0.00
University of Illinois at Springfield	Public Charity					
One University Plaza, MS PAC 409 Springfield, IL 62703-5407 <i>To develop and publish a report summarizing the political reform agendas of Joyce's Midwest grantees</i> \$15,703.00 2007		\$0.00	\$15,703.00	\$0.00	\$15,703.00	\$0.00

Fiscal Year 2007

Recipient and/or Purpose	Tax Status	Beginning Balance 2007	Newly Allocated 2007	Amended 2007	Amount Paid 2007	Ending Balance 2007
University of Illinois at Springfield One University Plaza, MS PAC 409 Springfield, IL 62703-5407 <i>For continued support of the Sunshine Project</i>	Public Charity	\$0.00	\$112,291.00	\$0.00	\$55,834.00	\$56,457.00
\$112,291.00 2007						
University of Minnesota-Twin Cities Hubert H. Humphrey Institute of Public Affairs 301 19th Avenue South Minneapolis, MN 55455 <i>For its Center for the Study of Politics and Governance to support the Minnesota Redistricting Project.</i>	Public Charity	\$0.00	\$200,000.00	\$0.00	\$100,000.00	\$100,000.00
\$200,000.00 2007						
University of Wisconsin Foundation 1848 University Avenue P.O. Box 8860 Madison, WI 53708-8860 <i>To support the creation of a new Midwest News Index by the University's NewsLab which would clip, code, analyze and archive local political and government news coverage by television stations in nine Midwest media markets. (1 yr.)</i>		\$78,381.00	\$0.00	\$0.00	\$78,381.00	\$0.00
\$251,381.00 2006						

Fiscal Year 2007

Recipient and/or Purpose	Tax Status	Beginning Balance 2007	Newly Allocated 2007	Amended 2007	Amount Paid 2007	Ending Balance 2007
University of Wisconsin-Madison Department of Political Science 110 North Hall 1050 Bascom Mall Madison, WI 53706 <i>To support the Midwest Democracy Network 2008 projects.</i> \$298,945.00 2007	Public Charity	\$0.00	\$298,945.00	\$0.00	\$200,000.00	\$98,945.00
William J. Brennan Jr. Center for Justice 161 Avenue of the Americas 12th Floor New York, NY 10013 <i>To support its campaign finance and judicial reform initiatives, particularly in the Midwest. (2 yrs.)</i> \$350,000.00 2006	Public Charity	\$350,000.00	\$0.00	\$0.00	\$175,000.00	\$175,000.00
Wisconsin Democracy Campaign Education Project, Inc. 210 North Bassett Street Suite 215 Madison, WI 53703 <i>To develop and promote a comprehensive political reform agenda for Wisconsin through a combination of research, coalition-building, public and policy maker education, and policy advocacy. (2 yrs.)</i> \$450,000.00 2006	Public Charity	\$356,250.00	\$0.00	\$0.00	\$225,000.00	\$131,250.00
Total Money and Politics (31 items)		\$2,372,418.00	\$2,536,939.00	\$0.00	\$3,180,205.00	\$1,729,152.00
Grand Totals (329 items)		\$26,030,009.00	\$30,226,226.00	\$0.00	\$35,561,248.00	\$20,694,987.00

**The Joyce Foundation
36-6079185
2007 - 990-PF**

**Part VII-B, Statements Regarding Activities
Question 5, Information on Grants and Program-Related Investments
Subject to Expenditure Responsibility**

- (1) **Grantee:** Belden Russonello & Stewart
1320 19th Street, N.W., Suite 700
Washington, DC 20036
- (2) **Amount and Date Paid:** \$212,000 paid on December 29, 2006
- (3) **Purpose:**
To assess public attitudes in the Midwest about energy and environmental issues, especially coal.
- (4) **Amount of Grant Spent by Grantee:** \$212,000
- (5) **Diversions:**
To the knowledge of the foundation, and based on the report furnished by the grantee, no part of the grant has been used for other than its intended purpose.
- (6) **Date of Reports Received from Grantee:**
Final Narrative and Financial Report – May 8, 2008

**The Joyce Foundation
36-6079185
2007 - 990-PF**

**Part VII-B, Statements Regarding Activities
Question 5, Information on Grants and Program-Related Investments
Subject to Expenditure Responsibility**

- (1) **Grantee:** Belden Russonello & Stewart
1320 19th Street, N.W., Suite 700
Washington, DC 20036
- (2) **Amount and Date Paid:** \$105,000 paid on December 20, 2007
\$50,000 paid on February 29, 2008
- (3) **Purpose:**
To conduct research on midwesterners' opinions on government and political reform issues.
- (4) **Amount of Grant Spent by Grantee:**
- (5) **Diversions:**
To the knowledge of the foundation, and based on the report furnished by the grantee, no part of the grant has been used for other than its intended purpose.
- (6) **Date of Reports Received from Grantee:**

**The Joyce Foundation
36-6079185
2007 - 990-PF**

**Part VII-B, Statements Regarding Activities
Question 5, Information on Grants and Program-Related Investments
Subject to Expenditure Responsibility**

- (1) **Grantee:** Brandon Roberts & Associates
4818 Drummond Avenue
Chevy Chase, MD 20815
- (2) **Amount and Date Paid:** \$100,000 paid on December 29, 2006
\$80,000 paid on January 31, 2008
- (3) **Purpose:**
To support the Working Poor Families Project, a national initiative to strengthen state policies and program practices that can assist low-income working families in achieving economic self-sufficiency.
- (4) **Amount of Grant Spent by Grantee:** \$78,557
- (5) **Diversions:**
To the knowledge of the foundation, and based on the report furnished by the grantee, no part of the grant has been used for other than its intended purpose.
- (6) **Date of Reports Received from Grantee:**
Interim Narrative and Financial Report – December 14, 2007

**The Joyce Foundation
36-6079185
2007 - 990-PF**

**Part VII-B, Statements Regarding Activities
Question 5, Information on Grants and Program-Related Investments
Subject to Expenditure Responsibility**

- (1) Grantee:** Brandon Roberts & Associates
4818 Drummond Avenue
Chevy Chase, MD 20815
- (2) Amount and Date Paid:** \$165,000 paid on December 20, 2007
- (3) Purpose:** To support the evaluation of the Joyce Foundation's Shifting Gears initiative.
- (4) Amount of Grant Spent by Grantee:**
- (5) Diversions:**
To the knowledge of the foundation, and based on the report furnished by the grantee, no part of the grant has been used for other than its intended purpose.
- (6) Date of Reports Received from Grantee:**

**The Joyce Foundation
36-6079185
2007 - 990-PF**

**Part VII-B, Statements Regarding Activities
Question 5, Information on Grants and Program-Related Investments
Subject to Expenditure Responsibility**

- (1) Grantee:** Council of Great Lakes Industries
3600 Green Court, Suite 710
Ann Arbor, MI 48105
- (2) Amount and Date Paid:** \$75,000 paid on August 31, 2006
\$75,000 paid on March 30, 2007
- (3) Purpose:**
To commission a high-quality study of the regional and national economic benefits of investing in the ecological restoration of the Great Lakes.
- (4) Amount of Grant Spent by Grantee:** \$150,000
- (5) Diversions:**
To the knowledge of the foundation, and based on the report furnished by the grantee, no part of the grant has been used for other than its intended purpose.
- (6) Date of Reports Received from Grantee:**
Interim Narrative and Financial Report – February 20, 2007
Final Narrative and Financial Report – February 29, 2008

The Joyce Foundation
36-6079185
2007 - 990-PF

Part VII-B, Statements Regarding Activities
Question 5, Information on Grants and Program-Related Investments
Subject to Expenditure Responsibility

- (1) **Grantee:** Valerie Denney Communications
407 South Dearborn, Suite 1775
Chicago, IL 60605
- (2) **Amount and Date Paid:** \$20,000 paid on August 31, 2006
\$20,000 paid on December 31, 2006
\$20,000 paid February 28, 2007
\$40,000 paid on April 30, 2007
\$20,000 paid on July 31, 2007
- (3) **Purpose:**
To support a campaign for Great Lakes restoration.
- (4) **Amount of Grant Spent by Grantee:** \$120,000
- (5) **Diversions:**
To the knowledge of the foundation, and based on the report furnished by the grantee, no part of the grant has been used for other than its intended purpose.
- (6) **Date of Reports Received from Grantee:**
Interim Standard Narrative and Financial Report – March 2, 2006
Interim Standard Narrative and Financial Report – February 21, 2007
Final Standard Narrative and Financial Report – February 11, 2008

The Joyce Foundation
36-6079185
2007 - 990-PF

Part VII-B, Statements Regarding Activities
Question 5, Information on Grants and Program-Related Investments
Subject to Expenditure Responsibility

- (1) Grantee:** Valerie Denney Communications
407 South Dearborn, Suite 1775
Chicago, IL 60605
- (2) Amount and Date Paid:** \$20,000 paid August 31, 2007
\$20,000 paid on October 31, 2007
\$10,000 paid November 30, 2007
- (3) Purpose:**
To continue to provide media support for the campaign for Great Lakes restoration.
- (4) Amount of Grant Spent by Grantee:** \$47,556.48
- (5) Diversions:**
To the knowledge of the foundation, and based on the report furnished by the grantee, no part of the grant has been used for other than its intended purpose.
- (6) Date of Reports Received from Grantee:**
Interim Standard Narrative and Financial Report – February 11, 2008
Interim Standard Narrative and Financial Report – June 20, 2008

**The Joyce Foundation
36-6079185
2007 - 990-PF**

**Part VII-B, Statements Regarding Activities
Question 5, Information on Grants and Program-Related Investments
Subject to Expenditure Responsibility**

- (1) **Grantee:** Environmental Defence Canada, Inc.
317 Adelaide Street West, Suite 705
Toronto, Ontario M4Y 1Z5
- (2) **Amount and Date Paid:** \$153,010 paid on December 30, 2005
\$66,144 paid on December 31, 2006
- (3) **Purpose:**
To protect the Great Lakes ecosystem through the Canadian Environmental Protection Act & Ontario Source Water Protection.
- (4) **Amount of Grant Spent by Grantee:** \$160,933
- (5) **Diversions:**
To the knowledge of the foundation, and based on the report furnished by the grantee, no part of the grant has been used for other than its intended purpose.
- (6) **Date of Reports Received from Grantee:**
Interim Narrative and Financial Report – July 13, 2006
Interim Narrative and Financial Report – May 1, 2007

The Joyce Foundation
36-6079185
2007 - 990-PF

Part VII-B, Statements Regarding Activities
Question 5, Information on Grants and Program-Related Investments
Subject to Expenditure Responsibility

- (1) **Grantee:** Mark Karlin & Associates
560 West Washington Blvd., Suite 300
Chicago, IL 60661
- (2) **Amount and Date Paid:** \$50,000 paid on December 21, 2005
\$400,000 paid on February 28, 2006
\$200,000 paid on January 31, 2007
- (3) **Purpose:**
To support the continued efforts of its Freedom States Alliance, a project to promote financial self-sufficiency and effective media, public, and policy-maker education efforts among gun violence prevention groups, especially those in IL & WI.
On December 20, 2006, \$170,000 was transferred to Freedom States Alliance (EIN#20-5037507) a new 501(c)(3) charity.
- (4) **Amount of Grant Spent by Grantee:** \$650,000
- (5) **Diversions:**
To the knowledge of the foundation, and based on the report furnished by the grantee, no part of the grant has been used for other than its intended purpose.
- (6) **Date of Reports Received from Grantee:**
Interim Narrative and Financial Reports – February 20, 2007
Interim Narrative and Financial Reports – July 31, 2007
Final Narrative Report – May 20, 2008
Final Financial Report – June 6, 2008

**The Joyce Foundation
36-6079185
2007 - 990-PF**

**Part VII-B, Statements Regarding Activities
Question 5, Information on Grants and Program-Related Investments
Subject to Expenditure Responsibility**

- (1) Grantee:** Greater Ohio
846 1/2 East Main Street
Columbus, OH 43205
- (2) Amount and Date Paid:** \$80,000 paid on August 30, 2007
- (3) Purpose:**
To coordinate the implementation of Maumee River restoration.
- (4) Amount of Grant Spent by Grantee:** \$28,000
- (5) Diversions:**
To the knowledge of the foundation, and based on the report furnished by the grantee, no part of the grant has been used for other than its intended purpose
- (6) Date of Reports Received from Grantee:**
Interim Narrative and Financial Reports – February 29, 2008

**The Joyce Foundation
36-6079185
2007 - 990-PF**

**Part VII-B, Statements Regarding Activities
Question 5, Information on Grants and Program-Related Investments
Subject to Expenditure Responsibility**

- (1) **Grantee:** Milwaukee Teacher's Education Association
5130 West Vliet Street
Milwaukee, WI 53208
- (2) **Amount and Date Paid:** \$65,824 paid on August 31, 2004
- (3) **Purpose:**
To explore development of a differentiated compensation system for Milwaukee Public School teachers. The Milwaukee Partnership Academy would help implement the project.
- (4) **Amount of Grant Spent by Grantee:** \$20,066.32
- (5) **Diversions:**
To the knowledge of the foundation, and based on the report furnished by the grantee, no part of the grant has been used for other than its intended purpose.
- (6) **Date of Reports Received from Grantee:**
Interim Narrative and Financial Report – May 16, 2005
Interim Narrative and Financial Report – July 12, 2006
Interim Narrative Report – June 20, 2007
Interim Narrative Report – September 24, 2008

The Joyce Foundation
36-6079185
2007 - 990-PF

Part VII-B, Statements Regarding Activities
Question 5, Information on Grants and Program-Related Investments
Subject to Expenditure Responsibility

- (1) **Grantee:** Shorebank Corporation
7054 Jeffery Boulevard
Chicago, IL 60649
- (2) **Amount and Date Paid:** \$225,000 paid on December 31, 1991
- (3) **Purpose:**
Program-related investment in the form of Series E 5% preferred shares of Shorebank Corporation to support rural economic development involving expert technical assistance, venture investing and small business lending to expand economic opportunities of low-income people in the Upper Peninsula of Michigan.
- (4) **Amount of Grant Spent by Grantee:** N/A
- (5) **Diversions:**
To the knowledge of the foundation, and based on the report furnished by the grantee, no part of the grant has been used for other than its intended purpose
- (6) **Date of Reports Received from Grantee:**
Annual Report and audited financial statements – year ending December 31, 1997
Narrative report on 1997 activities – July 21, 1998
Audited financial statements – year ending December 31, 1999 and 1998
Narrative report on 1998 activities – June 8, 1999
Narrative report on 1999 activities – June 16, 2000
Audited financial statements – year ending December 31, 2000 and 1999
Narrative report on 2000 activities – June 21, 2000
Audited financial statements – year ending December 31, 2001 and 2000
Narrative Report on 2001 Activities – June 26, 2002
Audited financial statements – year ending December 31, 2002 and 2001
Narrative Report on 2002 Activities – June 9, 2003
Audited financial statements – year ending December 31, 2002 and 2001
Narrative Report on 2002 Activities – June 9, 2003
Audited financial statements – year ending December 31, 2003 and 2002
Narrative Report on 2003 Activities – May 3, 2004
Audited financial statements – year ending December 31, 2004 and 2003
Narrative Report on 2004 Activities – May 18, 2005
Narrative Report on 2005 Activities – April 6, 2006
Audited financial statements – year ending December 31, 2005 and 2004
Narrative Report on 2006 Activities – April 14, 2007
Audited financial statements – year ending December 31, 2006 and 2005
Narrative Report on 2007 Activities – April 11, 2008
Audited financial statements – year ending December 31, 2007 and 2006

**The Joyce Foundation
36-6079185
2007 - 990-PF**

**Part VII-B, Statements Regarding Activities
Question 5, Information on Grants and Program-Related Investments
Subject to Expenditure Responsibility**

- (1) Grantee:** Sierra Legal Defence Fund
30 St. Patrick Street, Suite 900
Toronto, Ontario M5T 3A3 Canada
- (2) Amount and Date Paid:** \$75,000 paid on August 31, 2005
- (3) Purpose:**
For a project, in partnership with RiverSides, to persuade Ontario to examine the ecological costs of road salts and explore alternative road salt management practices that may be more effective while minimizing ecosystem impacts.
- (4) Amount of Grant Spent by Grantee:**
\$47,395 reported in 2006 was in error. Corrected amount spent by grantee:
2006 \$75,000
- (5) Diversions:**
To the knowledge of the foundation, and based on the report furnished by the grantee, no part of the grant has been used for other than its intended purpose.
- (6) Date of Reports Received from Grantee:**
Interim Narrative and Financial Report – March 30, 2006
Final Narrative and Financial Report – October 13, 2006

Part XI, Line 4(a)
2007 RECOVERIES

Program Area Request ID	Payee Organization	Original Grant Amt	Amended Grant Amt	Date Received	Amount Returned	GL Account	Type
Education 26856	University of Wisconsin-Milwaukee	\$100,703	\$96,474	1/10/2007	\$4,229	Grants Returned	Returned
Employment 29918	KnowledgeWorks Foundation	\$20,000	\$13,680	2/16/2007	\$6,320	Grants Returned	Returned
Employment 24580	Wisconsin Council on Children and Families Inc	\$600,000	\$589,736	11/26/2007	\$10,264	Grants Returned	Returned
Environment 29408	Council of Great Lakes Governors Inc	\$76,832	\$58,880	5/14/2007	\$1,7952	Grants Returned	Returned
Environment 26994	EcoCity Cleveland	\$274,000	\$273,357	3/29/2007	\$643	Grants Returned	Returned
Environment 26963	Pacific Institute for Studies in Development, Environment, and Security	\$168,500	\$161,829	3/14/2007	\$6,671	Grants Returned	Returned
Misc/Special Opportunities 29115	Congressional Research Service	\$71,250	\$69,807	7/30/2007	\$1,443	Grants Returned	Returned
Money and Politics 27859	George Washington University	\$120,000	\$116,809	12/28/2006	\$3,191	Grants Returned	Returned
Money and Politics 25863	Georgetown University-(funds were returned in previous year)			1/26/2007	(\$156,634)	Reissued Returned Grant	Returned
Employee Matching 29428.	Joyce Foundation Employee Matching Program	\$120	\$0	12/31/2007	\$120	Grants Returned	Returned
Total		\$1,431,405	\$1,380,571		\$105,800		

Application for Extension of Time To File an Exempt Organization Return

Department of the Treasury
Internal Revenue Service

▶ File a separate application for each return

- If you are filing for an **Automatic 3-Month Extension**, complete only **Part I** and check this box **X**
 - If you are filing for an **Additional (Not Automatic) 3-Month Extension**, complete only **Part II** (on page 2 of this form)
- Do not complete Part II unless** you have already been granted an automatic 3-month extension on a previously filed Form 8868

Part I Automatic 3-Month Extension of Time. Only submit original (no copies needed).

A corporation required to file Form 990-T and requesting an automatic 6-month extension - check this box and complete Part I only

All other corporations (including 1120-C filers), partnerships, REMICs, and trusts must use Form 7004 to request an extension of time to file income tax returns

Electronic Filing (e-file). Generally, you can electronically file Form 8868 if you want a 3-month automatic extension of time to file one of the returns noted below (6 months for a corporation required to file Form 990-T). However, you cannot file Form 8868 electronically if (1) you want the additional (not automatic) 3-month extension or (2) you file Forms 990-BL, 6069, or 8870, group returns, or a composite or consolidated Form 990-T. Instead, you must submit the fully completed and signed page 2 (Part II) of Form 8868. For more details on the electronic filing of this form, visit www.irs.gov/efile and click on *e-file for Charities & Nonprofits*

Type or print	Name of Exempt Organization THE JOYCE FOUNDATION	Employer identification number 36-6079185
	Number, street, and room or suite no. If a P.O. box, see instructions 70 WEST MADISON STREET, SUITE 2750	
	City, town or post office, state, and ZIP code. For a foreign address, see instructions CHICAGO, IL 60602	
	File by the due date for filing your return. See instructions	

Check type of return to be filed (file a separate application for each return)

- | | | |
|---|--|------------------------------------|
| <input type="checkbox"/> Form 990 | <input type="checkbox"/> Form 990-T (corporation) | <input type="checkbox"/> Form 4720 |
| <input type="checkbox"/> Form 990-BL | <input type="checkbox"/> Form 990-T (sec 401(a) or 408(a) trust) | <input type="checkbox"/> Form 5227 |
| <input type="checkbox"/> Form 990-EZ | <input type="checkbox"/> Form 990-T (trust other than above) | <input type="checkbox"/> Form 6069 |
| <input checked="" type="checkbox"/> Form 990-PF | <input type="checkbox"/> Form 1041-A | <input type="checkbox"/> Form 8870 |

• The books are in the care of ▶ DEBORAH GILLESPIE

Telephone No ▶ 312 782-2464 FAX No ▶ _____

- If the organization does not have an office or place of business in the United States, check this box
- If this is for a Group Return, enter the organization's four digit Group Exemption Number (GEN) _____ If this is for the whole group, check this box If it is for part of the group, check this box and attach a list with the names and EINs of all members the extension will cover.

1 I request an automatic 3-month (6 months for a corporation required to file Form 990-T) extension of time until 08/15, 2008, to file the exempt organization return for the organization named above. The extension is for the organization's return for

- ▶ calendar year 2007 or
- ▶ tax year beginning _____, _____, and ending _____, _____

2 If this tax year is for less than 12 months, check reason: Initial return Final return Change in accounting period

3a If this application is for Form 990-BL, 990-PF, 990-T, 4720, or 6069, enter the tentative tax, less any nonrefundable credits. See instructions	3a <u>\$ 1,802,363.</u>
b If this application is for Form 990-PF or 990-T, enter any refundable credits and estimated tax payments made. Include any prior year overpayment allowed as a credit	3b <u>\$ 1,777,363.</u>
c Balance Due. Subtract line 3b from line 3a. Include your payment with this form, or, if required, deposit with FTD coupon or, if required, by using EFTPS (Electronic Federal Tax Payment System) See instructions.	3c <u>\$ 25,000.</u>

Caution. If you are going to make an electronic fund withdrawal with this Form 8868, see Form 8453-EO and Form 8879-EO for payment instructions

For Privacy Act and Paperwork Reduction Act Notice, see Instructions.

- If you are filing for an **Additional (Not Automatic) 3-Month Extension**, complete only **Part II** and check this box **X**
- Note. Only complete Part II if you have already been granted an automatic 3-month extension on a previously filed Form 8868
- If you are filing for an **Automatic 3-Month Extension**, complete only **Part I** (on page 1).

Part II Additional (Not Automatic) 3-Month Extension of Time. You must file original and one copy.

Type or print File by the extended due date for filing the return See instructions	Name of Exempt Organization THE JOYCE FOUNDATION	Employer identification number 36-6079185
	Number, street, and room or suite no. If a P O box, see instructions 70 WEST MADISON STREET, SUITE 2750	For IRS use only
	City, town or post office, state, and ZIP code For a foreign address, see instructions CHICAGO, IL 60602	

Check type of return to be filed (File a separate application for each return)

<input type="checkbox"/> Form 990	<input checked="" type="checkbox"/> Form 990-PF	<input type="checkbox"/> Form 1041-A	<input type="checkbox"/> Form 6069
<input type="checkbox"/> Form 990-BL	<input type="checkbox"/> Form 990-T (sec 401(a) or 408(a) trust)	<input type="checkbox"/> Form 4720	<input type="checkbox"/> Form 8870
<input type="checkbox"/> Form 990-EZ	<input type="checkbox"/> Form 990-T (trust other than above)	<input type="checkbox"/> Form 5227	

STOP! Do not complete Part II if you were not already granted an automatic 3-month extension on a previously filed Form 8868.


- The books are in the care of **DEBORAH GILLESPIE**
Telephone No **312 782-2464** FAX No. _____
- If the organization does not have an office or place of business in the United States, check this box
- If this is for a Group Return, enter the organization's four digit Group Exemption Number (GEN) _____ If this is for the whole group, check this box If it is for part of the group, check this box and attach a list with the names and EINs of all members the extension is for

- I request an additional 3-month extension of time until **11/15/2008**
- For calendar year **2007**, or other tax year beginning _____ and ending _____
- If this tax year is for less than 12 months, check reason Initial return Final return Change in accounting period
- State in detail why you need the extension **THE TAXPAYER HAS NOT YET RECEIVED THIRD PARTY INFORMATION NECESSARY TO FILE A COMPLETE AND ACCURATE RETURN.**

8a If this application is for Form 990-BL, 990-PF, 990-T, 4720, or 6069, enter the tentative tax, less any nonrefundable credits See instructions	8a \$1,802,363.
b If this application is for Form 990-PF, 990-T, 4720, or 6069, enter any refundable credits and estimated tax payments made Include any prior year overpayment allowed as a credit and any amount paid previously with Form 8868.	8b \$1,802,363.
c Balance Due. Subtract line 8b from line 8a Include your payment with this form, or, if required, deposit with FTD coupon or, if required, by using EFTPS (Electronic Federal Tax Payment System) See instructions	8c \$ NONE

Signature and Verification

Under penalties of perjury, I declare that I have examined this form, including accompanying schedules and statements, and to the best of my knowledge and belief, it is true, correct, and complete, and that I am authorized to prepare this form

Signature  Title **CPTA** Date **7/30/08**

BDO SEIDMAN, LLP
233 N. MICHIGAN AVE., SUITE 2500
CHICAGO, IL 60601-5923

Form 8868 (Rev 4-2008)