

Case No. 25-693

In the United States Court of Appeals
for the Ninth Circuit

ADAM RICHARDS, et al.,
Plaintiffs-Appellants,

v.

GAVIN NEWSOM,
in his official capacity as Governor of the State of California,
Defendants-Appellees.

On Appeal from the United States District Court
for the Central District of California
Case No. 8:23-cv-02413 JVS (KESx)

**APPELLANTS' EXCERPTS OF RECORD
VOLUME 2 OF 4**

C.D. Michel
Anna M. Barvir
MICHEL & ASSOCIATES, P.C.
180 E. Ocean Blvd., Suite 200
Long Beach, CA 90802
(562) 216-4444
cmichel@michellawyers.com

Donald Kilmer
Law Offices of Donald Kilmer, APC
14085 Silver Ridge Rd.
Caldwell, Idaho 83607
(408) 264-8489
don@dklawoffice.com

Attorneys for Plaintiffs-Appellants

May 27, 2025

1 ROB BONTA
 Attorney General of California
 2 MARK R. BECKINGTON
 Supervising Deputy Attorney General
 3 TODD GRABARSKY
 Deputy Attorney General
 4 State Bar No. 286999
 300 South Spring Street, Suite 1702
 5 Los Angeles, CA 90013-1230
 Telephone: (213) 269-6044
 6 Fax: (916) 731-2124
 E-mail: Todd.Grabarsky@doj.ca.gov
 7 *Attorneys for Defendant Attorney General Rob
 Bonta in his official capacity*

8
 9 IN THE UNITED STATES DISTRICT COURT
 10 FOR THE CENTRAL DISTRICT OF CALIFORNIA
 11
 12

13 **ADAM RICHARDS, et al.,**

14 Plaintiffs,

15 v.

16 **GAVIN NEWSOM, in his official
 capacity as Governor of California, et
 17 al.,**

18 Defendants.
 19
 20
 21

Case No.: 8:23-cv-02413 JVS (KESx)

**NOTICE RE PLAINTIFFS'
 FAILURE TO FILE A SECOND
 AMENDED COMPLAINT**

Judge: The Honorable James V.
 Selna
 Action Filed: 12/19/2023

22 TO THE COURT, ALL PARTIES, AND THEIR ATTORNEYS OF
 23 RECORD:

24 PLEASE TAKE NOTICE that Defendant Rob Bonta, in his official capacity
 25 as Attorney General of the State of California, submits this notice regarding
 26 Plaintiffs' failure to file a second amended complaint. On October 16, 2024, the
 27 Court granted Defendant's motion to dismiss the first amended complaint,
 28 dismissing all claims, and afforded Plaintiffs leave to amend by November 6, 2024.

1 See ECF No. 49. That deadline has now passed without Plaintiffs having filed a
2 second amended complaint.

3 Dated: November 12, 2024

Respectfully submitted,

4 ROB BONTA
5 Attorney General of California
6 MARK BECKINGTON
7 Supervising Deputy Attorney General

8 /s/ Todd Grabarsky
9 TODD GRABARSKY
10 Deputy Attorney General
11 *Attorneys for Defendant Attorney*
12 *General Rob Bonta in his official*
13 *capacity*
14
15
16
17
18
19
20
21
22
23
24
25
26
27
28

CERTIFICATE OF SERVICE

I hereby certify that on November 12, 2024, I electronically filed the foregoing document and any attachments thereto with the Clerk of the Court by using the CM/ECF system.

I certify that all participants in the case are registered CM/ECF users and that service will be accomplished by the CM/ECF system.

Dated: November 12, 2024 /s/ Todd Grabarsky
TODD GRABARSKY

1 ROB BONTA
 Attorney General of California
 2 MARK R. BECKINGTON
 Supervising Deputy Attorney General
 3 CHRISTINA R.B. LOPEZ
 Deputy Attorney General
 4 CAROLYN DOWNS
 Deputy Attorney General
 5 TODD GRABARSKY
 Deputy Attorney General
 6 State Bar No. 286999
 300 South Spring Street, Suite 1702
 7 Los Angeles, CA 90013-1230
 Telephone: (213) 269-6044
 8 Fax: (916) 731-2124
 E-mail: Todd.Grabarsky@doj.ca.gov
 9 *Attorneys for Attorney General Rob Bonta in his
 official capacity*

11 IN THE UNITED STATES DISTRICT COURT
 12 FOR THE CENTRAL DISTRICT OF CALIFORNIA

15 **ADAM RICHARDS, et al.,**

16 Plaintiffs,

17 v.

18 **ROB BONTA, in his official capacity**
 19 **as Attorney General of California,**

20 Defendant.

Case No.: 8:23-cv-02413 JVS (KESx)

**DECLARATION OF DEPUTY
 ATTORNEY GENERAL TODD
 GRABARSKY IN SUPPORT OF
 DEFENDANT'S MOTION TO
 DISMISS AMENDED
 COMPLAINT**

Date: October 7, 2024
 Time: 1:30 p.m.
 Courtroom: 10C
 Judge: The Honorable James V.
 Selna
 Action Filed: 12/19/2023

1 I, Todd Grabarsky, hereby declare as follows:

2 1. I am a Deputy Attorney General with the California Department of
3 Justice and serve as counsel in this action for Defendant Attorney General Rob
4 Bonta, in his official capacities. I make this declaration in support of Defendants'
5 Motion to Dismiss. I have personal, first-hand knowledge of the matters set forth
6 below and, if called as a witness, I could and would testify competently thereto.

7 2. Attached hereto to this declaration are true and correct copies of the
8 following exhibits:

9 **Exhibit 1:** Sen. Comm. on Pub. Safety, Apr. 19, 2022 hearing on SB
10 1384;

11 **Exhibit 2:** Assem. Comm. on Pub. Safety, June 8, 2022 hearing on SB
12 1384; and

13 **Exhibit 3:** Crime Guns in California, Mandated Reporting Statistics
14 AB 1191 Leg. Rep., June 30, 2023; and

15 I declare under penalty of perjury under the laws of the State of California
16 that the foregoing is true and correct and that this declaration was executed on
17 August 2, 2024, in Los Angeles, California.

18
19 /s/ Todd Grabarsky
20 Todd Grabarsky
21
22
23
24
25
26
27
28

Case 8:23-cv-02413-JVS-KES Document 41-1 Filed 08/02/24 Page 3 of 206 Page ID
#:1575

EXHIBIT 1

SENATE COMMITTEE ON PUBLIC SAFETY

Senator Steven Bradford, Chair

2021 - 2022 Regular

Bill No:	SB 1384	Hearing Date:	April 19, 2022
Author:	Min		
Version:	April 7, 2022		
Urgency:	No	Fiscal:	Yes
Consultant:	AB		

Subject: *Firearms: dealer requirements***HISTORY****Source:** Brady United Against Gun Violence (National) and Brady California

Prior Legislation: AB 1064 (Muratsuchi, 2019), held in Assembly Appropriations
 SB 220 (Hill, 2019), died on Assembly Floor
 SB 464 (Hill, 2017), vetoed by the Governor
 AB 2459 (McCarty, 2016), failed in Assembly Privacy

Support: Brady United Against Gun Violence, Ventura County Chapter**Opposition:** California Waterfowl Association; Gun Owners of California**PURPOSE**

The purpose of this bill is to strengthen security requirements for licensed firearms dealers, require firearms dealers to carry general liability insurance, and require firearms dealers and their employees to complete a training course developed by the Department of Justice.

Existing law generally prohibits the sale, lease or transfer of firearms unless the person has been issued a license by the California Department of Justice, and establishes various exceptions to this prohibition. (Penal Code §§26500 – 26625)

Existing law requires that prospective firearms dealers (licensees) satisfy the following requirements:

- Has a valid federal firearms license from the federal Bureau of Alcohol, Tobacco and Firearms (ATF).
- Has any regulatory or business license, or licenses, required by local government.
- Has a valid seller's permit issued by the State Board of Equalization
- Has a Certificate of Eligibility issued by DOJ demonstrating that the applicant is not prohibited from acquiring or possessing firearms
- Has an annual license granted by the licensing authority of any city, county, or city and county.
- Is on the DOJ's centralized list of all persons licensed to sell firearms. (Penal Code §26700(a)-(f).)

Existing law provides that a license to sell firearms is subject to forfeiture for any violation of a number of specified prohibitions and requirements, with limited exceptions. (Penal Code §26800(a).)

Existing law, effective July 1, 2022, provides that the DOJ may assess specified civil fines against a licensee for any breach of a prohibition or requirement that subjects the licensee to forfeiture of their license to sell firearms. (Penal Code §26800(b), effective July 1, 2022.)

Existing law provides that the business of a licensee shall be conducted only in the buildings designated in the license, subject to exceptions. (Penal Code §26805).

Existing law requires licensees to post various notices and warnings conspicuously within the licensed premises. (Penal Code §26835).

Existing law, except as otherwise provided, requires that any time when the licensee is not open for business, all inventory firearms must be stored in the licensed location. All firearms must be secured using one of the following methods as to each particular firearm:

- Store the firearm in a secure facility that is a part of, or that constitutes, the licensee's business premises.
- Secure the firearm with a hardened steel rod or cable of at least one-eighth inch in diameter through the trigger guard of the firearm. The steel rod or cable shall be secured with a hardened steel lock that has a shackle. The lock and shackle shall be protected or shielded from the use of a bolt cutter and the rod or cable shall be anchored in a manner that prevents the removal of the firearm from the premises.
- Store the firearm in a locked fireproof safe or vault in the licensee's business premises. (Penal Code §26890(a).)

Existing law provides that the licensing authority in an unincorporated area of a county or within a city may impose security requirements that are more strict or are at a higher standard than those specified. (Penal Code §26890(b).)

Existing law defines a "secure facility," for the purposes of firearms dealers, as a building that satisfies the following requirements:

- All perimeter doorways shall meet one of the following:
 - A windowless steel security door equipped with both a dead bolt and a doorknob lock.
 - A windowed metal door that is equipped with both a dead bolt and a doorknob lock. If the window has an opening of five inches or more measured in any direction, the window shall be covered with steel bars of at least one-half inch diameter or metal grating of at least nine gauge affixed to the exterior or interior of the door.
 - A metal grate that is padlocked and affixed to the licensee's premises independent of the door and doorframe.
- All windows are covered with steel bars.

- Heating, ventilating, air-conditioning, and service openings are secured with steel bars, metal grating, or an alarm system.
- Any metal grates have spaces no larger than six inches wide measured in any direction.
- Any metal screens have spaces no larger than three inches wide measured in any direction.
- All steel bars shall be no further than six inches apart (Penal Code §17110)

Existing law provides that a licensee shall require any agent or employee who handles, sells or delivers firearms to obtain and provide to the licensee a certificate of eligibility from the DOJ verifying that the agent or employee is not prohibited from acquiring or possessing firearms. (Penal Code §26915).

This bill, commencing January 1, 2024, requires a licensee to ensure that its business premises are monitored by a digital video surveillance system that meets the following requirements:

- The system shall clearly record images and audio of the area under surveillance
- Each camera shall be permanently mounted in a fixed location. Cameras shall be placed in locations that allow the camera to clearly record activity occurring in specified areas and reasonably produce recordings that allow for the clear and identification of any person.
- The areas recorded shall include, without limitation, interior and exterior views of all entries or exits to the premises, all areas where firearms are displayed, and all points of sale, sufficient to identify the parties involved in the transaction.
- The system shall continuously record 24 hours per day at a frame rate no less than 15 frames per second
- The media or device on which recordings are stored shall be secured in a manner to protect the recording from tampering or theft.
- Recordings shall be maintained for a minimum of 3 years.
- Recorded images shall clearly and accurately display the date and time synchronized with the United States Department of Commerce National Institute Standards and Technology official time.
- The system shall be equipped with a failure notification system that provides notification to the licensee of any interruption or failure of the system or storage device.

This bill specifies that a licensee shall not allow access, or otherwise release recordings, except as follows:

- A licensee shall allow access to an agent of the DOJ or a licensing authority conducting an inspection of the licensee's premises to ensure compliance with this bill.
- A licensee shall allow access pursuant to a search warrant or other court order.
- A licensee may allow access to a peace officer conducting a criminal investigation.

This bill requires that a licensee must post a sign in a conspicuous place at each entrance to the premises stating, "These premises are under video surveillance. Your image and conversations may be recorded."

This bill requires a licensee, on an annual basis, to provide certification to the DOJ that its video surveillance system is in proper working order.

This bill, commencing January 1, 2024, requires that a licensee ensure that its business premises are monitored by a burglary alarm system that meets the following requirements:

- The alarm system shall be installed, maintained, and monitored by a licensed alarm company.
- The alarm must be monitored 24 hours a day and include a notification to law enforcement of any activation other than an accidental activation.
- The alarm system shall include the capability for the monitoring entity to remotely identify the exact location and type of activation and the ability to remotely arm, disarm, or reprogram the system, and shall notify the monitoring entity of any disruption to system power.
- The alarm system shall include motion sensors that cover 100% of the interior of the licensed premises
- The alarm system shall include contact sensors on all exterior doors, windows, and other points of entry.
- The alarm system shall include shock or breakage sensors on all exterior windows.
- The alarm system shall include a backup power source, as specified.
- The alarm system shall include a keypad used to arm and disarm the system, as specified.

This bill requires a licensee to ensure that the alarm system is activated at all times when nobody is on the premises.

This bill requires each licensee to maintain records of the installation and maintenance of the alarm system and alarm activity and shall make those records available upon request to the DOJ for inspection.

This bill, commencing January 1, 2024, requires a licensee to ensure that its business premises have physical security measures that meet the following requirements:

- All exterior doors are equipped with a commercial grade nonresidential door lock
- All exterior doors are equipped with a keyless entry system operated by assigned key cards that identify the user.
- The keyless entry system shall include a backup power source, as specified.

This bill provides that a licensee shall ensure that the exterior doors are secured and locked at all times when nobody is on the premises.

This bill directs the DOJ to adopt regulations relating to the placement of building security bollards outside a licensed premises.

This bill, commencing July 1, 2023, requires that a licensee carry a general liability insurance policy providing at least one million dollars of coverage per incident.

This bill, commencing July 1, 2024, requires every licensee, and every employee thereof who handles or processes the sale, loan, or transfer of firearms or ammunition in the course of their duties, to complete a training and certification, as specified, on an annual basis.

This bill requires that every licensee maintain records of certification for all employees on the business premises and shall make these records available to any agent of the DOJ or a licensing authority conducting an investigation of the licensee's premises.

This bill requires that the DOJ, by no later than January 1, 2024, shall develop and implement a course of training for licensees and their employees, and specifies the topics that must be included in that training.

This bill specifies that the training shall be available in an online format and include an examination with no fewer than 20 questions derived from the course materials. A participant that answers at least 70 percent of the exam questions correctly will receive a printable certificate of completion valid for one year.

This bill provides that, in addition to the online training course, the DOJ shall prepare – and regularly review and update – supplemental written materials to be made available to all course participants and shall include, without limitation, all of the following:

- A behavioral profile of persons who may be involved in drug trafficking or straw purchasing, including several characteristics specified in the bill.
- How to ascertain whether a prospective firearm purchaser is lawfully purchasing a firearm, including by asking questions of that person.
- How to report a suspected fraudulent firearm purchase to the ATF and the DOJ.

This bill specifies that none of its provisions preclude any local authority from requiring a more stringent requirement regarding video surveillance, the maintenance of liability insurance, or training.

COMMENTS

1. Need for This Bill

According to the author:

“Gun ownership is on the rise in the United States. According to a [Pew research Center survey](#), four-in-10 U.S. adults say they live in a household with a gun, including 30% who say they personally own one. With increased gun purchases, the need for comprehensive education about firearm safety grows.

To ensure gun owners are educated about the dangers of firearm usage, this bill requires the California Department of Justice to develop and make available to each licensed firearms dealer, a training course in the conduct of ammunition and firearm transfers [...]. The training course shall include an examination with not less than 20 questions derived from the course materials and intended to confirm that a course participant has learned the information covered by the course. To receive certification of completion of the course, a participant must answer at least 70 percent of the

examination questions correctly. Not less frequently than annually, the Attorney General shall review the training course materials, and revise them as necessary.

Every new and current employee and other personnel engaged in the retail sale of ammunition, firearms, rifles, and shotguns shall annually complete the training outlined above, and must complete a certification with the DOJ. No employee or agent of any retail dealer shall participate in the sale or disposition of firearms, rifles, or shotguns unless such person has first received the training required by this section. Retail dealers shall keep a record of the completion of this training which may be requested by DOJ at any time. The DOJ shall promulgate regulations setting forth minimum requirements for the maintenance of records of such training. [...]

Additionally, every dealer shall carry insurance coverage against liability for damage to property and for injury to or death of any person related to the sale, delivery, lease, or transfer of ammunitions, a firearm, rifle, or shotgun in amounts appropriate to its level of sales, but no less than one million dollars for each incident of damage, injury, or death.”

2. Firearms Dealer Licensing and Security Requirements

Federal law requires firearms dealers to obtain a license (also known as a “federal firearms license,” or “FFL”) through the Bureau of Alcohol, Tobacco, Firearms and Explosives (ATF). An FFL is necessary but not sufficient for obtaining a firearms dealer license in California. Additional requirements include any business license required by local government, a seller’s permit issued by the California Department of Tax and Fee Administration, a seller’s license issued by the local licensing authority of a local government, a certificate of eligibility (background check) issued by the DOJ, and being recorded on the DOJ’s centralized list of firearms dealers.¹ Existing state law also requires that all firearms in the inventory of a licensee be kept at the dealer’s licensed location, subject to very limited exceptions.² Additionally, anytime a dealer is not open for business, they must secure all firearms either in a “secured facility,” as defined, with a steel rod, lock and shackle, as defined, or in a locked fireproof safe or vault in the licensee’s business premises.³ Local governments have the authority to further regulate firearms dealers, provided local regulations are not preempted by state law.

One such local government that has opted for further regulation is the City of San Jose, which, in 2021, approved a measure requiring video and audio recordings of all retail firearms sales. The city’s mayor, Sam Liccardo, proposed the measure after a gunman killed nine workers at a regional rail hub just three weeks prior.⁴ Among other provisions, the ordinance establishes detailed specifications for the required audio and video recording system as well as an alarm system, mandates annual inventory checks, and requires licensed gun sellers to train their

¹ Penal Code §26700

² Penal Code §26885

³ Penal Code §26890

⁴ “Transit worker opens fire at California rail yard killing 9 and self.” *NBC News*. 27 May 2021.

<https://www.nbcnews.com/news/us-news/active-shooter-near-northern-california-rail-yard-authorities-say-n1268623>

employees to question potential purchasers about possible “straw purchases” (discussed below).⁵ This bill is modeled largely after several of these provisions.

3. Gun Store Thefts and Straw Purchases

Thefts from licensed gun retailers have been a persistent problem in California. In 2015, according to data compiled by the ATF and California DOJ, more than 400 guns were reported stolen from gun stores. The following year, the Sacramento area alone saw five gun store thefts in a period of less than three months, during which more than 200 guns were stolen.⁶ Many of these thefts involved the perpetrators ramming vehicles through storefronts, bypassing any security measures. Between 2012 and 2019, 1,937 guns were reported stolen from federally licensed gun dealers in California, the 7th highest rate of theft for any state during that period.⁷ However, the rate of gun store thefts seems to have tapered slightly in recent years since peaking in 2016 (690), with 208 reported thefts in 2021.⁸

Another practice contributing to the illicit gun market is “straw purchasing,” the illegal purchase of a firearm by one person for another. Data compiled by Giffords Law Center to Prevent Gun Violence illustrates the problem:

“Data from a national survey of firearm licensees suggests that there are more than 30,000 attempted straw purchases each year. A representative survey found that more than two-thirds of dealers experienced at least one attempted straw purchase in the year preceding the survey. Researchers have also found that gun dealers are willing to make gun sales under conditions that suggest straw purchases. In one investigation, one in five gun sellers were willing to sell guns to people explicitly asking to buy firearms on behalf of someone else.”⁹

Existing California law makes it illegal for any corporation, person or dealer to sell, loan or transfer a firearm to anyone they know or have cause to believe is not the actual purchaser or the person actually being loaned the firearm, if they know that the firearm is to be subsequently sold or transferred in violation of various requirements.¹⁰ Existing law also prohibits a person from acquiring a firearm with the intention of selling, loaning, or transferring it in violation of the requirement that private sales or transfers be conducted through a licensed dealer.¹¹ However, proving these crimes in court can be a challenge, as prosecutors must show evidence connecting the straw purchaser and person for whom they are purchasing the gun. For instance, a straw purchaser could claim that the gun was stolen from their house, or was sold to someone else who then sold it to the intended recipient. By imposing stricter security and training requirements on

⁵ “Ordinance Regulating the Sale, Lease and Transfer of Firearms and Firearms and Ammunition in San Jose at Retail.” Municipal Code of San Jose Ch. 6.90.

<https://sanjose.legistar.com/View.ashx?M=F&ID=9453396&GUID=DAA92C76-BA8C-498B-8E07-2ECECC8E2279>

⁶ “Gun Stores in Northern California Getting Hit Harder by Thieves.” *NBC Bay Area*. 1 November 2016.

<https://www.nbcbayarea.com/news/local/gun-stores-in-northern-california-getting-hit-harder-by-thieves/2010754/#ixzz4aandO02M>; that year (2016) the ATF reported 690 thefts from licensed dealers

⁷ “Gun theft in the United States: A state-by-state analysis.” *The Center for American Progress*. 4 March 2020.

<https://www.americanprogress.org/article/gun-theft-united-states-state-state-analysis/>

⁸ “Federal Firearms Licensee Theft/Loss Report.” *Bureau of Alcohol, Tobacco, Firearms and Explosives*. January 1, 2021 – December 31, 2021. <https://www.atf.gov/resource-center/federal-firearms-licensee-theftloss-report-2021>

⁹

¹⁰ Penal Code §27515.

¹¹ Penal Code §27520(b).

California gun dealers and their employees, this bill ostensibly seeks to curb gun store theft and straw purchasing, and buttress related enforcement efforts.

4. Effect of this Bill

a. Video Surveillance Requirement

Existing state law imposes no requirements on licensed gun dealers regarding the maintenance of an audio and video surveillance system, though most licensees do operate at least a video surveillance system as a matter of standard practice in the industry. This bill requires licensees to maintain an audio and video recording system that must continuously record specified areas of a licensee's business premises 24 hours a day at a rate of at least 15 frames per second and must "reasonably produce recordings that allow for the clear identification of any person." The bill also requires the recordings to be maintained for a minimum of 3 years in a manner to protect the recordings from tampering or theft. In addition, the bill prohibits access to the recordings except that a licensee must provide access to the DOJ or a local licensing authority for the limited purpose of ensuring compliance with this bill and to any person permitted to access the recordings pursuant to a search warrant or other court order.

b. Alarm and Physical Security Requirement

Existing law requires that the business of a licensee shall only be conducted in the buildings designated in the license, with limited exceptions.¹² As mentioned above, existing law also mandates that when a licensee is not open for business, all firearms must be stored on the licensee's business premises, secured according to a manner prescribed in Penal Code §26890.¹³ This bill imposes several additional physical security requirements that would generally apply regardless of whether the licensee is open for business. Specifically, the bill requires the use of a burglary alarm system that meets eight distinct operability criteria, including that the system be installed, maintained and monitored by a licensed alarm company 24 hours per day, that it include motion sensors covering 100% of the interior of the licensed premises, and that it be connected to a backup power source capable of providing 72 hours of power, among others. In addition to the alarm system requirement, this bill mandates the use of a commercial grade door lock and keyless entry system operated by individually assigned key cards, the latter of which must also be connected to a backup power source.

c. Insurance Requirement

Existing state law imposes no requirements on licensed gun dealers regarding the maintenance of general liability insurance at their licensed business premises. Existing state law does however, require gun show organizers to ensure that liability insurance is in effect for the duration of the show in an amount of not less than \$1 million.¹⁴ In addition, 34 local jurisdictions in California have required gun dealers to carry liability insurance, typically with a minimum coverage of \$1 million. This bill would impose this

¹² Penal Code §26805

¹³ Under this section, during non-business hours, firearms must be stored 1) in a 'secured facility,' as defined in §17110, 2) with a steel rod or cable, as specified, or 3) in a fireproof safe or vault.

¹⁴ Penal Code §27200(b)(2).

requirement statewide, mandating that every state licensee carry a general liability insurance policy of at least \$1 million of coverage per incident. Although federal law, the Protection of Lawful Commerce in Arms Act, shields firearms manufacturers and dealers from liability when crimes have been committed with their products, they can still be held liable for a range of torts, contract violations and criminal misconduct for which they are directly responsible.¹⁵

d. Training Requirement

Existing law imposes no training requirements on licensed gun dealers in California. This bill requires all licensees and their employees to annually complete an online training, examination and certification program developed by the DOJ. The training must cover a host of topics, including state and federal laws applicable to gun dealers, how to recognize straw purchasing and other illegal activity, how to prevent theft or burglary of firearms, and how to teach consumers about firearm safety, among other issues. Additionally, the bill requires licensees to maintain records of employee certification and make those records available to the DOJ upon request.

5. Burdens on Business

To California's credit, we are one of only a handful of states that currently requires gun stores to impose physical security measures, and available evidence demonstrates that states with physical security requirements, on average, have had lower annual rates of gun theft than those without.¹⁶ However, a recent investigation by *The New Yorker* concluded that many licensed gun sellers "are mom-and-pop shops that feel squeezed by low profit margins and rising competition from online retailers; their owners see security mandates as another blow to the bottom line."¹⁷ In total, this bill obligates licensed gun dealers to comply with five distinct requirements, three of which involve security measures that must meet very specific criteria. Except for the insurance requirement, with which dealers must comply by July 1, 2023, all of these requirements demand compliance by January 1, 2024, one year from the effective date of the bill. Though few would disagree with the critical importance of high security at gun shops, the intensive and detailed nature of the requirements in this bill may represent a challenge for licensees, both economically and logistically. The Author may wish to consider amendments staggering the bill's requirements over a longer period in order to ease the potential burden of compliance.

6. Duties of the DOJ

This bill generally vests the DOJ with the responsibility to oversee compliance with its provisions. Specifically, under this bill, the DOJ is responsible for the following:

- Conducting inspections of a licensee's video surveillance system, as required.
- Receiving and reviewing annual certifications from licensees that their video surveillance systems are in proper working order.
- Receiving and reviewing installation and maintenance records for licensees' alarm systems, as required.

¹⁵ 15 U.S.C. §§7901-7903.

¹⁶ Freskos, Brian. "Why Thieves Target Gun Stores." *The New Yorker*. 8 February 2019. <https://www.newyorker.com/news/news-desk/why-thieves-target-gun-stores>

¹⁷ *Ibid*

- Adopting regulations relating to the placement of building security bollards outside a licensed premises.
- Conducting inspections of a licensee's training records, as required.
- Developing and implementing a training, examination and certification program for licensees and their employees regarding firearm sales and related topics.
- Preparing, disseminating and updating supplemental written materials for the training course.

Given the considerable scope of these responsibilities, the bill's compliance timeline may present significant implementation challenges for the DOJ. Staggering this timeline, as suggested above, may alleviate some of these challenges.

In addition, many of the topics required to be included in the licensee training program are arguably outside the DOJ's expertise, including how to recognize indicators that an individual intends to use a firearm for unlawful purposes or self-harm, and how to teach consumers about firearm safety, particularly with regard to firearm handling and storage. The Author may wish to either narrow the scope of the required topics in consultation with the DOJ or authorize DOJ to contract with another entity to develop the training program.

It is also worth noting that the bill requires DOJ to adopt regulations regarding the placement of security bollards outside a licensed premises, but does not expressly require licensees to install such bollards, rendering that requirement somewhat vague. The Author may wish to clarify this issue by separately requiring licensees to install security bollards.

7. Author's Amendments to be Taken in Committee

The Author intends to amend the bill in committee per the following:

- Clarifying that the required audio and video recording system shall only record audio inside the licensee's premises.
- Requiring the licensee shall make a good faith effort not to capture or record activity occurring beyond the business property.
- Adding additional parameters on the use of and access to recordings, including that a licensee may allow access to recordings in response to an insurance claim or part of a civil discovery process.
- Requiring that the training mandated by the bill include how to properly operate a video or audio surveillance system and ensure that the system and related recording are secure.

8. Argument in Support

According to the bill's sponsor, Brady Campaign to Prevent Gun Violence:

Access to guns is a critical driver of chronic violence. A comprehensive approach to reducing gun violence must therefore include a focus on the upstream source of crime guns that are infiltrating communities. SB 1384 will do just this by requiring firearm dealers and their employees to complete training annually and requiring dealers to have a digital video surveillance system, carry a policy of general liability insurance, and enhance their security systems.

Gun dealers play the critical role of gatekeepers, including using the Brady Background Check System to confirm the eligibility of potential gun purchasers, and their conduct has a direct bearing on whether guns are diverted to illegal markets through straw sales or theft, or are made available to individuals who would harm themselves or others. [...] Despite these substantial risks and the fact that gun dealers can play a critical role in preventing violence in our communities, they are not sufficiently regulated. The ATF considers dealers to be “the first line in maintaining the security and lawful transfer of firearms” but it merely issues guidance on safe business practices that dealers can adopt *on a voluntary basis* and it provides **almost no oversight** of those business practices.⁸ For example, there are no federal laws or regulations that require gun dealers to adhere to safe business practices or train their employees on recognizing signs of illegal activity. Nor are there federal requirements concerning security standards, video or audio recording of sales and premises, or liability insurance.

California has worked to fill some of these gaps, but state gun dealer standards and oversight must be further strengthened to create an environment where dealers have the tools they need to prevent gun trafficking and understand that they have a responsibility to engage in responsible business practices. [...] This legislation is critical to curbing dangerous sales, preventing guns from being diverted into the criminal market and reducing the likelihood of straw purchases, theft, burglary, and loss of inventory. This bill strengthens gun dealer standards and oversight in California to ensure that gun dealers have the tools they need to prevent gun trafficking and understand that they have an obligation to engage in responsible business practices.

9. Argument in Opposition

According to the California Waterfowl Association:

Our concerns, on behalf of our members, is that these additional onerous restrictions will do very little to add additional safety and security to legal, licensed FFL businesses in the State, but will exact significant costs and challenges that will likely result in some FFLs going out of business or leaving the State.

Firearms ownership in California is legal, and the members of our organization rely on the ability to purchase firearms, ammunition, and other associated supplies to engage in hunting activities in California. In fact, the State has an active program (R3) designed to encourage more California citizens to engage in and pursue these recreational activities. Taxes from the sales of firearms and ammunition, license fees, and other assorted fees and charges provide a significant source of revenue to the California Department of Fish and Wildlife for wildlife habitat and other conservation purposes.

-- END --

Case 8:23-cv-02413-JVS-KES Document 41-1 Filed 08/02/24 Page 15 of 206 Page ID
#:1587

EXHIBIT 2

Date of Hearing: June 8, 2022
Counsel: Mureed Rasool

ASSEMBLY COMMITTEE ON PUBLIC SAFETY
Reginald Byron Jones-Sawyer, Sr., Chair

SB 1384 (Min) – As Amended April 25, 2022

SUMMARY: Requires licensed firearm dealers (licensees) to install specified security measures in gun stores, carry general liability insurance policies, and have employees attend training courses designed by the Department of Justice (DOJ). Specifically, **this bill:**

- 1) Requires a licensee, commencing January 1, 2024, to install and maintain a digital surveillance system that:
 - a) Has cameras permanently mounted in fixed locations capturing:
 - i. The interior and exterior of all entry and exit points of the premise, without recording areas beyond the business property,
 - ii. All areas where firearms are displayed,
 - iii. All points of sale; and;
 - iv. The identity of any person recorded, to the extent reasonably possible.
 - b) Records 24 hours a day at a frame rate no less than 15 frames per second;
 - c) Records audio inside the premise;
 - d) Stores and maintains recordings for a period of three years;
 - e) Has a visible timestamp that includes the date and time synchronized with the US Department of Commerce National Institute Standards and Technology; and,
 - f) Is equipped with a notification feature alerting of any interruption or failure of the system or storage device.
- 2) Prohibits the release of any recordings except for purposes of DOJ compliance inspections, search warrants or other court orders, responding to insurance claims, and as part of civil discovery court orders.
- 3) Requires a sign conspicuously placed upon entry, informing patrons that the premise is under video and audio surveillance.
- 4) Requires a licensee to annually provide certification to the DOJ that the surveillance system is working properly and does not preclude local authorities from adopting more stringent

surveillance laws.

- 5) Mandates, commencing January 1, 2024, installation of a burglary alarm system on the business premise that satisfies the following:
 - a) Is installed and maintained by a licensed alarm company;
 - b) Is monitored 24 hours a day and will notify local law enforcement of an activation;
 - c) Is capable of identifying the exact location causing an activation, can detect power and communication disruptions, and has remote use abilities;
 - d) Has motion sensors covering 100 percent of the premise's interior;
 - e) Has contact sensors on all exterior doors, windows, and other structural points of entry;
 - f) Has shock or breakage sensors on all exterior windows;
 - g) Has a backup independent power source that can last for at least 72 hours; and,
 - h) Utilizes a keypad entry system with individual access codes for all persons using the system.
- 6) Requires the alarm system to be activated at all times when nobody is on the premise.
- 7) States that the licensee must maintain records of the alarm system's installation and maintenance, and provide them to the DOJ upon request.
- 8) Provides that, commencing January 1, 2024, all exterior door locks be of commercial grade nonresidential strength, include keyless entry systems operated by individually assigned key cards, and contain a backup independent power source lasting for at least 72 hours.
- 9) States that the DOJ must adopt regulations regarding the placement of security bollards outside licensed premises.
- 10) Mandates that licensees must carry a general liability insurance policy of at least one million dollars per incident commencing July 1, 2023, and does not preclude local authorities from requiring more stringent maintenance of liability insurance.
- 11) Requires licensees and specified employees to complete an annual training program developed by the DOJ beginning on July 1, 2024, and to maintain records of completion for inspection by the DOJ.
- 12) Requires that the DOJ develop, no later than January 1, 2024, a training course for licensees and specified employees that includes training on:
 - a) Laws governing any transfers of firearms and ammunition;

- b) Identifying straw purchasers and other fraudulent activity;
 - c) Signs a person may be attempting to purchase a firearm illegally;
 - d) Indicators a person intends to use the firearm for self-harm;
 - e) Preventing thefts of firearms or ammunition;
 - f) What to do when any of the aforementioned circumstances are present;
 - g) Teaching consumers firearm safety, including safe handling and storage;
 - h) Other reasonable practices that the DOJ believes will deter unlawful uses of firearms; and,
 - i) Proper operation and use of the surveillance system, as well as secure storage of data.
- 13) States that the DOJ training course must be available in an online format, with no less than 20 questions. Requires that 70 percent of the questions must be answered correctly to receive a certificate of completion.
- 14) Requires the DOJ to make available supplemental material to all licensees, and specified employees, that contains the following:
- a) An outline of facts indicating a straw purchase such as if the person is accompanied by another individual, is speaking on a telephone, has had a crime gun trace, purchased a firearm within the past 30 days, and if the person otherwise indicates they are purchasing the firearm for another;
 - b) What questions to ask a prospective firearm purchaser to ascertain if they are making a lawful purchase;
 - c) The procedure for reporting suspected fraudulent purchases to the federal Bureau of Alcohol, Tobacco, Firearms, and Explosives and to the DOJ.
- 15) Provides that the DOJ must regularly review and update the training materials and does not preclude local authorities from requiring more stringent trainings.

EXISTING LAW:

- 1) Prohibits the sale, lease, or transfer of firearms unless the person has been issued a license by the California Department of Justice, and establishes various exceptions to this prohibition. (Pen. Code, §§ 26500-26625.)
- 2) Requires that a prospective licensee satisfy the following requirements:
 - a) Has a valid federal firearms license from the federal Bureau of Alcohol, Tobacco and Firearms (ATF),

- b) Has any regulatory or business license, or licenses, required by local government,
 - c) Has a valid seller's permit issued by the State Board of Equalization,
 - d) Has a Certificate of Eligibility issued by DOJ demonstrating that the applicant is not prohibited from acquiring or possessing firearms,
 - e) Has an annual license granted by the licensing authority of any city, county, or city and county, and;
 - f) Is on the DOJ's centralized list of all persons licensed to sell firearms. (Pen. Code, § 26700, subds. (a)-(f).)
- 3) Provides that a license to sell firearms is subject to forfeiture for any violation of a number of specified prohibitions and requirements, with limited exceptions. (Pen. Code, § 26800, subd. (a).)
 - 4) Provides, effective July 1, 2022, that the DOJ may assess specified civil fines against a licensee for any breach of a prohibition or requirement that subjects the licensee to forfeiture of their license to sell firearms. (Pen. Code, § 26800, subd. (b).)
 - 5) Provides that the business of a licensee shall be conducted only in the buildings designated in the license, subject to exceptions. (Pen. Code, § 26805.)
 - 6) Requires licensees to post various notices and warnings conspicuously within the licensed premises. (Pen. Code, § 26835.)
 - 7) Requires, with exception, that any time when the licensee is not open for business, all inventory firearms must be stored in the licensed location. All firearms must be secured using one of the following methods as to each particular firearm:
 - a) Store the firearm in a secure facility that is a part of, or that constitutes, the licensee's business premises;
 - b) Secure the firearm with a hardened steel rod or cable of at least one-eighth inch in diameter through the trigger guard of the firearm. The steel rod or cable shall be secured with a hardened steel lock that has a shackle. The lock and shackle shall be protected or shielded from the use of a bolt cutter and the rod or cable shall be anchored in a manner that prevents the removal of the firearm from the premises; or,
 - c) Store the firearm in a locked fireproof safe or vault in the licensee's business premises. (Pen. Code, § 26890, subd. (a).)
 - 8) Provides that the licensing authority in an unincorporated area of a county or within a city may impose security requirements that are more strict or are at a higher standard than those specified. (Pen. Code, § 26890, subd. (b).)

- 9) Defines a “secure facility,” for the purposes of firearms dealers, as a building that satisfies the following requirements:
- a) All perimeter doorways shall meet one of the following:
 - i. A windowless steel security door equipped with both a dead bolt and a doorknob lock;
 - ii. A windowed metal door that is equipped with both a dead bolt and a doorknob lock. If the window has an opening of five inches or more measured in any direction, the window shall be covered with steel bars of at least one-half inch diameter or metal grating of at least nine gauge affixed to the exterior or interior of the door; or;
 - iii. A metal grate that is padlocked and affixed to the licensee’s premises independent of the door and doorframe.
 - b) All windows are covered with steel bars;
 - c) Heating, ventilating, air-conditioning, and service openings are secured with steel bars, metal grating, or an alarm system;
 - d) Any metal grates have spaces no larger than six inches wide measured in any direction;
 - e) Any metal screens have spaces no larger than three inches wide measured in any direction; and;
 - f) All steel bars shall be no further than six inches apart. (Pen. Code, § 17110.)
- 10) Provides that a licensee shall require any agent or employee who handles, sells, or delivers firearms to obtain and provide to the licensee a certificate of eligibility from the DOJ verifying that the agent or employee is not prohibited from acquiring or possessing firearms. (Pen. Code, § 26915.)

FISCAL EFFECT: Unknown.

COMMENTS:

- 1) **Author’s Statement:** According to the author, “To ensure gun owners are educated about the dangers of firearm usage, this bill requires the California Department of Justice to develop and make available to each licensed firearms dealer, a training course in the conduct of ammunition and firearm transfers [...]. The training course shall include an examination with not less than 20 questions derived from the course materials and intended to confirm that a course participant has learned the information covered by the course. To receive certification of completion of the course, a participant must answer at least 70 percent of the examination questions correctly. Not less frequently than annually, the Attorney General shall review the training course materials, and revise them as necessary.

“Every new and current employee and other personnel engaged in the retail sale of

ammunition, firearms, rifles, and shotguns shall annually complete the training outlined above, and must complete a certification with the DOJ. No employee or agent of any retail dealer shall participate in the sale or disposition of firearms, rifles, or shotguns unless such person has first received the training required by this section. Retail dealers shall keep a record of the completion of this training, which may be requested by DOJ at any time. The DOJ shall promulgate regulations setting forth minimum requirements for the maintenance of records of such training. [...]

“Additionally, every dealer shall carry insurance coverage against liability for damage to property and for injury to or death of any person related to the sale, delivery, lease, or transfer of ammunitions, a firearm, rifle, or shotgun in amounts appropriate to its level of sales, but no less than one million dollars for each incident of damage, injury, or death.”

- 2) **Firearms Dealer Licensing and Security Requirements:** Federal law requires firearms dealers to obtain a license (also known as a “federal firearms license,” or “FFL”) through the ATF. An FFL is necessary but not sufficient for obtaining a firearms dealer license in California. Additional requirements include any business license required by local government, a seller’s permit issued by the California Department of Tax and Fee Administration, a seller’s license issued by the local licensing authority of a local government, a certificate of eligibility (background check) issued by the DOJ, and being recorded on the DOJ’s centralized list of firearms dealers. (Pen. Code, § 26700.) Existing state law also requires that all firearms in the inventory of a licensee be kept at the dealer’s licensed location, subject to very limited exceptions. (Pen. Code, § 26885.) Additionally, anytime a dealer is not open for business, they must secure all firearms either in a “secured facility,” as defined, with a steel rod, lock and shackle, as defined, or in a locked fireproof safe or vault in the licensee’s business premises. (Pen. Code, § 26890.) Local governments have the authority to further regulate firearms dealers, provided local regulations are not preempted by state law.

One such local government that has opted for further regulation is the City of San Jose, which, in 2021, approved a measure requiring video and audio recordings of all retail firearms sales. The city’s mayor, Sam Liccardo, proposed the measure after a gunman killed nine workers at a regional rail hub just three weeks prior. (“*Transit worker opens fire at California rail yard killing 9 and self.*” NBC News. 27 May 2021.

<<https://www.nbcnews.com/news/us-news/active-shooter-near-northern-california-rail-yard-authorities-say-n1268623>> [as of Jun. 3, 2022].)

Among other provisions, the ordinance establishes detailed specifications for the required audio and video recording system as well as an alarm system, mandates annual inventory checks, and requires licensed gun sellers to train their employees to question potential purchasers about possible “straw purchases.”

This bill is modeled largely after several of these provisions.

- 3) **Gun Store Thefts and Straw Purchases:** Thefts from licensed gun retailers have been a persistent problem in California. In 2015, according to data compiled by the ATF and California DOJ, more than 400 guns were reported stolen from gun stores. The following year, the Sacramento area alone saw five gun store thefts in a period of less than three months, during which more than 200 guns were stolen. (“*Gun Stores in Northern California*

Getting Hit Harder by Thieves.” NBC Bay Area. 1 November 2016.

<https://www.nbcbayarea.com/news/local/gun-stores-in-northern-california-getting-hit-harder-by-thieves/2010754/#ixzz4aandO02M>> [as of Jun. 3, 2022].) Many of these thefts involved the perpetrators ramming vehicles through storefronts, bypassing any security measures. Between 2012 and 2019, 1,937 guns were reported stolen from federally licensed gun dealers in California, the 7th highest rate of theft for any state during that period. (“*Gun theft in the United States: A state-by-state analysis.*” The Center for American Progress. 4 March 2020. <https://www.americanprogress.org/article/gun-theft-united-states-state-state-analysis/>> [as of Jun. 3, 2022].) However, the rate of gun store thefts seems to have tapered slightly in recent years since peaking in 2016 (690), with 208 reported thefts in 2021. (“*Federal Firearms Licensee Theft/Loss Report.*” Bureau of Alcohol, Tobacco, Firearms and Explosives. January 1, 2021 – December 31, 2021. <https://www.atf.gov/resource-center/federal-firearms-licensee-theftloss-report-2021>> [as of Jun. 3, 2022].)

Another practice contributing to the illicit gun market is “straw purchasing,” the illegal purchase of a firearm by one person for another. Data compiled by Giffords Law Center to Prevent Gun Violence illustrates the problem:

“Data from a national survey of firearm licensees suggests that there are more than 30,000 attempted straw purchases each year. A representative survey found that more than two-thirds of dealers experienced at least one attempted straw purchase in the year preceding the survey. Researchers have also found that gun dealers are willing to make gun sales under conditions that suggest straw purchases. In one investigation, one in five gun sellers were willing to sell guns to people explicitly asking to buy firearms on behalf of someone else.” (*Trafficking & Straw Purchasing.* Giffords Law Center. <https://giffords.org/lawcenter/gun-laws/policy-areas/crime-guns/trafficking-straw-purchasing/#:~:text=Data%20from%20a%20national%20survey,the%20year%20preceding%20the%20survey>> [as of Jun. 3, 2022].)

Existing California law makes it illegal for any corporation, person or dealer to sell, loan or transfer a firearm to anyone they know or have cause to believe is not the actual purchaser or the person actually being loaned the firearm, if they know that the firearm is to be subsequently sold or transferred in violation of various requirements. (Pen. Code, § 27515.) Existing law also prohibits a person from acquiring a firearm with the intention of selling, loaning, or transferring it in violation of the requirement that private sales or transfers be conducted through a licensed dealer. (Pen. Code, § 27520(b).) However, proving these crimes in court can be a challenge, as prosecutors must show evidence connecting the straw purchaser and person for whom they are purchasing the gun. For instance, a straw purchaser could claim that the gun was stolen from their house, or was sold to someone else who then sold it to the intended recipient.

By imposing stricter security, particularly video surveillance, and training requirements on California gun dealers and their employees, this bill ostensibly seeks to curb gun store theft and straw purchasing, and buttress related enforcement efforts.

- 4) **Burdens on Business:** To California’s credit, we are one of only a handful of states that currently requires gun stores to impose physical security measures, and available evidence demonstrates that states with physical security requirements, on average, have had lower annual rates of gun theft than those without. (Freskos, Brian. “Why Thieves Target Gun Stores.” *The New Yorker*. 8 February 2019. <<https://www.newyorker.com/news/news-desk/why-thieves-target-gun-stores>> [as of Jun. 3, 2022].) However, a recent investigation by *The New Yorker* concluded that many licensed gun sellers “are mom-and-pop shops that feel squeezed by low profit margins and rising competition from online retailers; their owners see security mandates as another blow to the bottom line.” (*Ibid.*)

In total, this bill obligates licensed gun dealers to comply with five distinct requirements, three of which involve security measures that must meet very specific criteria. Except for the insurance requirement, with which dealers must comply by July 1, 2023, all of these requirements demand compliance by January 1, 2024, one year from the effective date of the bill. Though few would disagree with the critical importance of high security at gun shops, the intensive and detailed nature of the requirements in this bill may represent a challenge for licensees, both economically and logistically.

- 5) **DOJ’s Duties:** Given the considerable scope of the responsibilities this bill places on the DOJ, staggering the bill’s compliance timeline may alleviate some of these challenges. Furthermore, some of the language in this bill dealing with the licensee training may be too particular in scope and redundant. For example, this bill specifies that the training must include topics such as identifying purchases that are for unlawful purposes, self-harm, fraudulent activity, straw purchases, and illegal purchases. This bill then requires the DOJ training include “reasonable business practices the department determines will deter gun trafficking or the unlawful use of firearms.” Leaving in the latter requirement, and deleting the former requirements, would streamline the language and provide more flexibility for the DOJ to use its expertise in creating a comprehensive and effective training course.
- 6) **Second Amendment and Commercial Sale of Firearms:** The United States Supreme Court has not specifically issued any rulings on 2nd Amendment protections relating to the commercial sale of firearms. However, in *District of Columbia v. Heller*, (2008) 554 U.S. 570 (*Heller*), the Supreme Court included, “laws imposing conditions and qualifications on the commercial sale of arms” in its non-exhaustive list of presumptively lawful regulatory measures. (*Id.* at 627.)

The Ninth Circuit, in reviewing a local zoning ordinance prohibiting firearm dealers from being located within 500 feet of residential housing, guided by *Heller*, determined that the 2nd Amendment, “did not encompass a freestanding right to engage in firearms commerce divorced from the citizenry’s ability to obtain and use guns.” (*Teixeira v. City of Alameda* (2017) 873 F.3d 670, 684.) That being said, the court stated that the ability to acquire firearms is protected. (*Id.* at 677.) The court mentioned that the right to bear arms necessarily involves the right to purchase them, as well as ammunition. (*Ibid.*) However, the Ninth Circuit did not analyze what the scope of the right to acquisition entails. (*Id.* at 678.) It instead found that there were ten gun stores otherwise located in the county and, “gun buyers have no right to have a gun store in a particular location, at least as long as their access is not meaningfully constrained.” (*Id.* at 681.)

The opponents of this bill argue that level of safety measures required are too onerous and

may result in firearm dealers going out of business or leaving the state. Depending on whether this actually occurs, and to what extent, this bill may raise 2nd Amendment issues.

- 7) **Argument in Support:** According to the bill's sponsor, *Brady United Against Gun Violence*, "Gun dealers play the critical role of gatekeepers, including using the Brady Background Check System to confirm the eligibility of potential gun purchasers, and their conduct has a direct bearing on whether guns are diverted to illegal markets through straw sales or theft, or are made available to individuals who would harm themselves or others. Almost all guns enter circulation through the legal market: built by licensed manufacturers and sold by gun dealers. Illegal guns begin as legal firearms, initially sold by dealers and subsequently funneled into an illegal market, often through straw purchases where a person buys a firearm on behalf of another while falsely representing that it is for themselves. Straw purchases, which undermine the background check system, make it more difficult for law enforcement to trace illegal guns, or guns or bullet casings found at crime scenes. Straw purchases are the most frequent type of trafficking channel identified in investigations carried out by the Bureau of Alcohol, Tobacco, Firearms and Explosives (ATF). Shockingly, ATF inspection reports show that dealers that allow straw purchases are often allowed to stay in business.

"Legal firearms also enter the illegal market through thefts from gun dealer premises that are not adequately secured. Nearly 175,000 firearms were reported 'stolen or lost' by dealers between 2004 and 2011; burglaries from dealers increased 48 percent and robberies increased 175 percent between 2012 and 2016. Gun theft is on the rise across the country because stolen guns are easy for criminals to sell. As the chief of the ATF's Intelligence Unit noted: '[g]uns are the hottest commodity out there, except for . . . cold, hard cash.' The threat of stolen guns to public safety is substantial. Most stolen guns are recovered in connection with crime in cities near the location from where they were stolen. ATF expressed concerns about persistent theft from licensed dealers in 2018, calling it one of the agency's primary 'external challenges.' Without action to require dealers to implement safe business practices, this trend will continue...

"This legislation is critical to curbing dangerous sales, preventing guns from being diverted into the criminal market and reducing the likelihood of straw purchases, theft, burglary, and loss of inventory. This bill strengthens gun dealer standards and oversight in California to ensure that gun dealers have the tools they need to prevent gun trafficking and understand that they have an obligation to engage in responsible business practices. Specifically, this bill will require firearm retailers and their employees to complete regular training created and overseen by the California Department of Justice to prevent illegal sales and enhance their business practices; require retailers to implement point of sale and external video and audio surveillance intended to prevent dangerous sales and theft of firearms; require retailers to maintain \$1 million in liability insurance while in the business of selling firearms, to ensure that victims of negligent, irresponsible, or criminal actions can be compensated; and includes additional mandated security standards to prevent theft, including 'smash and grab' events." [citations omitted]

8) **Arguments in Opposition:**

- a) According to one private individual, "This bill has items that a person working under the state law from his home as a Gun Smith for over 45 years will be basically put out of

business.

“1. The camera system is very hard to understand why we would need 3 years storage requirements. Then you want inside and out of my doors on my home. I would think that inside the house would be enough coverage. I have 4 inside cameras that store to a hard drive now. But the size of the drive would be pretty big for 24 hours 365 days a year for 3 years. 3 years is the time the DOJ wants paper work [sic] saved so I think the author probably just added to this.

2. The insurance of \$1m [sic] sounds ok because I already carry this amount.

3. The part for protecting entry doors with posts is not going to be feasible in a neighborhood [sic]. Drilling my driveway and blocking the garage door would probably do something to my driveway and city ordinance issues I’m sure will come into play.

4. Keyless door lock system, This [sic] again is not going to be feasible for home. Each person in my family to have their own “code” to get in is rather over kill [sic] to a home in a residential neighborhood where people are across the street and on both sides of the house 24/7. I have lived in this house for over 25 years without any issues of crime.

5. Alarm system is not as issue for me with glass breakage added because Bay Alarm covers this on my home and business already.

6. All guns and gun parts are inside of Gun safes that are ‘Ca approved’ for fire and locking bolts per the law by the DOJ. They are locked all the time and no one has access to them except myself.

“I have been a dealer in CA for 35 years and a FFL for over 45 years and never had any violation state of [sic] federal ever. All paper work and documents are done per the law and I go beyond on several items to make sure the person is 100% in compliance. While I do agree that we as dealers should do more to stop people from getting guns who are a problem I have never done anything wrong with the laws of this state so I feel this is away [sic] to put me out of business. Please amend a few of the above items so I can still operate.”

b) According to the *Gun Owners of California*, “As with previous, similar measures that have been introduced, our primary concern is the violation of privacy rights, which your bill fails to address. It requires the camera to capture images around the clock and will thus record ALL sales whether firearms or ammunition related. What precautions must be taken to make certain the videos cannot be made public? The expense alone of the sophisticated surveillance systems mandated by this bill are significant and will be an added burden to the already exorbitant cost of doing business in California. This appears punitive.

“Additionally, the recording of personal conversations of customers while shopping in the store is not only frightening but it is a gross intrusion of personal privacy. Also of concern is the exterior surveillance requirement, which would impact businesses who share a parking lot with a gun store. Would they want their customers videotaped? What if they have a clientele that is promised anonymity, or at very least, confidentiality? Is there no expectation of privacy for counseling centers or organizations such as Planned Parenthood?...

“According to Forbes, a security researcher discovered it’s not difficult to hack a video surveillance system—or more specifically the network video recorder to which it’s

attached. The *‘research uncovered flaws in D-Link DNR322L and DNR-326 NVR devices that expose the surveillance system to denial-of-service, information disclosure, and other critical flaws—all without requiring authentication. The cameras and NVRs are typically connected to the Internet by design, and these critical vulnerabilities enable an attacker to hack into the system remotely from anywhere in the world...’*

“Given that those who commit heinous acts of violence with guns don’t patronize gun stores or acquire their firearms from licensed dealers, this bill will only serve to harm the gun businesses and the law abiding. GOC believes that this bill violates two of our enumerated constitutional rights – the 2nd Amendment and the 4th.”

- 9) **Related Legislation:** SB 918 (Portantino), would update cross references in the Penal Code to conform Dealer Record of Sales (DROS) fees for ammunition and firearm precursor parts. SB 918 is currently pending hearing in the Assembly Public Safety Committee.

10) Prior Legislation:

- a) AB 1064 (Muratsuchi), of the 2019-2020 legislative session, would have required firearm dealers to obtain insurance liability policies. AB 1064 was held in the Assembly Appropriations Committee.
- b) SB 220 (Hill), of the 2019-2020 legislative session, would have required firearm dealers to install and maintain specified security features. SB 220 was held in the Assembly Appropriations Committee.
- c) SB 464 (Hill), of the 2017-2018 legislative session, would have required firearm dealers to install and maintain specified security features. SB 464 was vetoed by the Governor.
- d) AB 2459 (McCarty), of the 2015-2016 legislative session, would have required precluded firearm dealers from operating out of private residences and would have need to install surveillance measures. AB 2459 was held in the Assembly Privacy Committee.

REGISTERED SUPPORT / OPPOSITION:

Support

Brady Campaign (Co-Sponsor)
 Brady Campaign California (Co-Sponsor)
 Brady United Against Gun Violence, Ventura County Chapter
 Giffords

2 Private Individuals

Opposition

California Rifle and Pistol Association, INC.
 California Waterfowl Association
 Defendingconstitutionalrights.com (DCR)

Case 8:23-cv-02413-JVS-KES Document 41-1 Filed 08/02/24 Page 27 of 206 Page ID
#:1599

SB 1384
Page 12

Gun Owners of California, INC.

2 Private Individuals

Analysis Prepared by: Mureed Rasool / PUB. S. / (916) 319-3744

Case 8:23-cv-02413-JVS-KES Document 41-1 Filed 08/02/24 Page 28 of 206 Page ID
#:1600

EXHIBIT 3



C A L I F O R N I A
DEPARTMENT OF JUSTICE

CRIME GUNS IN CALIFORNIA

***MANDATED REPORTING STATISTICS
AB 1191 LEGISLATIVE REPORT***

JUNE 30, 2023



Table of Contents

Introduction	2
Top Highlights	3
AB 1191	4
Terminology	5
<i>Crime Gun</i>	5
<i>Source and Origin</i>	5
Data Considerations	6
Mandated Statistics and Analysis	6
<i>Total Number of Crime Guns in AFS</i>	6
<i>Total Number of Crime Guns, by Dealer</i>	7
<i>Total Number of Crime Guns, by Manufacturer</i>	8
<i>Total Number of Crime Guns, by County</i>	8
<i>Total Number of Crime Guns, by City</i>	8
<i>Total Number of Crime Guns, Without Serial Numbers</i>	9
<i>Total Number of Crime Guns Without Serial Numbers, by Manufacturer</i>	10
<i>Total Number of Crime Guns Without Serial Numbers, by County</i>	10
<i>Total Number of Crime Guns Without Serial Numbers, by City</i>	10
AFS Partial Crime Gun Matches	10
<i>Missing Data in Firearm Records</i>	11
<i>Potential Data Entry Errors</i>	12
Appendix A: California Firearm Dealer Information	13
Appendix B: California Firearm Manufacturer Information	82
Appendix C: Unserialized Manufacturer Information	134
Appendix D: County Crime Gun Data	153
Appendix E: City Crime Gun Data	155
Appendix F: Unserialized County Data	166
Appendix G: Unserialized City Data	168



INTRODUCTION

Despite having the strongest gun safety laws and some of the lowest gun death rates in the country, an average of over 3,200 people are killed by a gun in California each year.¹ Roughly 48% of these deaths are the result of a homicide.² A “crime gun,” as used in this report, is defined as a firearm that was recovered by a law enforcement agency after it was (1) used in a crime, (2) suspected to have been used in a crime, or (3) illegally possessed.

Assembly Bill (AB) 1191 (McCarty 2021) amended section 11108.3 of the California Penal Code to require the California Department of Justice (DOJ) to analyze “patterns and trends relating to recovered firearms that have been illegally possessed, used in a crime, or suspected to have been used in a crime, including the leading sources and origins of those firearms.” AB 1191 requires DOJ to submit an annual report to the Legislature summarizing this crime gun tracing analysis and “detailing which California licensed firearms dealers are responsible for selling or transferring those guns that are illegally used and possessed.” This report details the results of those analyses, based on a review of records submitted by local Law Enforcement Agencies to DOJ under California law.

California law directs DOJ to maintain this firearm records repository, called the Automated Firearms System (“AFS”),³ and requires various entities and individuals to submit records to DOJ for inclusion in AFS, including information from lawfully-recorded firearm sales and other firearm-related permits and transactions.⁴ A majority of the firearm-related records in AFS are submitted by California licensed firearm dealers, who are required to electronically report information to DOJ about firearms sold or transferred by that dealer, including the firearm’s manufacturer, make, model, caliber, and serial number.

Additionally, California law requires state and local law enforcement agencies to report to DOJ “all available information necessary to identify and trace the history” of all crime guns recovered by that agency within seven calendar days of obtaining that information.⁵

To conduct this report’s analysis, DOJ reviewed all crime gun data submitted to DOJ between January 1, 2010 (when dealer records started being recorded under California law)⁶ and December 31, 2022. DOJ sought to connect these crime gun records to other firearm records in AFS that contained matching information, including serial number, firearm manufacturer, caliber, type (e.g., handgun or rifle), and category (e.g., semiautomatic or bolt action). In cases where there was a complete match between a

- 1 Center for Disease Control and Prevention (CDC) Fatal Injury Reports for 2019-2021, <https://wisqars.cdc.gov/reports/?o=MORT&y1=2019&y2=2021&t=0&i=0&m=20890&g=06&me=0&s=0&r=0&ry=2&e=0&yp=65&a=ALL&g1=0&g2=199&a1=0&a2=199&r1=INTENT&r2=NONE&r3=NONE&r4=NONE> (last accessed June 29, 2023)
- 2 Ibid. Other causes of gun death include suicides, legal interventions, and unintentional shootings.
- 3 The AFS is a repository of firearm records maintained by the DOJ, as established by Penal Code section 11106. The AFS is populated by way of firearm purchases or transfers at a California licensed firearm dealer, registration of assault weapons (during specified registration periods), an individual’s report of firearm ownership to the DOJ, Carry Concealed Weapons Permit records, or records entered by law enforcement agencies.
- 4 AFS also contains firearm-related records reported to DOJ in other circumstances, including assault weapon registrations, individuals’ reports of firearm ownership (such as when a new resident submits a required record to report ownership of firearms brought into the state), and Carry Concealed Weapons License records.
- 5 California-licensed dealers collect and report this information from the Dealer’s Record of Sale (DROS) form when conducting firearm sales or transfers from their own inventory, facilitating the transfer of firearms purchased by residents in state or out of state from another licensed dealer or Federal Firearms Licensee, and when processing firearm sales or transfers on behalf of private parties.
- 6 In 2010, the AFS was enhanced to increase the efficiency and effectiveness of AFS inquiry responses and special search capabilities, and to add new optional data fields to fully support crime gun tracing. This included Dealer Record of Sale information. Assembly Bill 809 (Stats. 2011, ch. 745) required DOJ to start retaining the Dealer Record of Sale information for long gun transactions – similar to handguns – beginning January 1, 2014.

crime gun and another AFS firearm record across all information fields, DOJ connected the crime gun to the manufacturer and, where possible, to a California dealer associated with the most recent recorded transfer (or “source event”) for that firearm.

As discussed in more detail below, various factors, including inconsistent and incomplete information in crime gun and AFS records submitted to DOJ, presented challenges to tracing a larger number of crime guns to a California dealer. Approximately 85,000 crime guns entered in AFS over this period had no recorded serial number. This could be, for example, because the firearm was manufactured without a serial number, because the serial number was obliterated such that it could not be read and entered, or because a serial number existed but a law enforcement agency did not enter it in for some other reason.

Additionally, of the crime guns recovered with serial numbers, approximately 123,256 (22.6%) had at least a matching serial number in common with a firearm record in AFS but were not considered a complete match for the purposes of this analysis because the information DOJ received in the crime gun record was inconsistent with the information DOJ received in the AFS record in at least one other field (inconsistent information about the firearm’s caliber, for instance) or because at least one information field was left blank in either the crime gun record or, more commonly, in other AFS firearm records submitted to DOJ.

It should also be noted that many crime guns recovered in California were sold or transferred illegally (i.e. not sold or transferred by a dealer in California), or acquired outside of California. Crime guns such as these would not be expected to have a California Dealer Record of Sale associated with the firearm in AFS records.

California law also did not allow DOJ to retain long gun information for firearm sales and transfers conducted by dealers prior to January 1, 2014; as a result, rifles and shotguns sold or transferred by a dealer prior to 2014 and later recovered as crime guns would generally not be associated with a California dealer in AFS records. Finally, firearms that were sold or transferred by California dealers would not be recorded in AFS if the dealer unlawfully failed to report a record of that firearm transaction to DOJ.

TOP HIGHLIGHTS

- Approximately 545,946 unique crime guns with identifiable serial numbers were recovered by law enforcement agencies in California and entered in the AFS between January 1, 2010 and December 31, 2022. Additionally, approximately 85,402 crime guns were entered in AFS without any recorded serial number over this period.
- 76,135 (13.94%) of the serialized crime guns entered in AFS over this period could be associated with a total of 1,929 distinct California firearm dealers.
- While all the identified dealers sold or transferred at least one firearm that was later recovered as a crime gun, 344 dealers were associated with only one crime gun and 82 dealers were associated with roughly half of all crime guns (38,230 firearms). The highest number of crime guns associated with one dealer was 1,652.
- On average, each licensed dealer sold or transferred 39 firearms that were later identified as a crime gun.
- The manufacturers associated with the most crime gun records include: Smith & Wesson; Glock; Sturm, Ruger, & Co.; Taurus Forjas; and Remington.

- Crime guns were recovered by law enforcement in all 58 counties.
- Counties with higher populations tended to have higher absolute numbers of crime guns. However, when accounting for crime guns per capita, a county's population size did not appear to have any reliable correlation with its number of crime guns per person. In other words, more populous areas, like cities, were not necessarily more likely to recover more or fewer crime guns per capita than less populous areas.
- Over the past decade, California experienced a significant increase in the number of crime guns recovered without serial numbers. In 2022, there was a 7% drop in the number of crime guns without serial numbers reported statewide, the first decrease recorded since 2013.

AB 1191

Effective January 1, 2022, AB 1191 amended section 11108.3 of the Penal Code to read:

(a) In addition to the requirements of Section 11108.2 that apply to a law enforcement agency's duty to report to the Department of Justice the recovery of a firearm, a law enforcement agency described in Section 11108.2 shall, and any other law enforcement agency or agent, including but not limited to a federal or tribal law enforcement agency or agent, may, report to the department in a manner determined by the Attorney General in consultation with the Bureau of Alcohol, Tobacco, Firearms and Explosives all available information necessary to identify and trace the history of all recovered firearms that are illegally possessed, have been used in a crime, or are suspected of having been used in a crime, within seven calendar days of obtaining the information.

(b) When the department receives information from a law enforcement agency pursuant to subdivision (a), it shall promptly forward this information to the National Tracing Center of the federal Bureau of Alcohol, Tobacco, Firearms and Explosives to the extent practicable.

(c) In implementing this section, the Attorney General shall ensure to the maximum extent practical that both of the following apply:

(1) The information provided to the federal Bureau of Alcohol, Tobacco, Firearms and Explosives enables that agency to trace the ownership of the firearm described in subdivision (a).

(2) Law enforcement agencies can report all relevant information without being unduly burdened by this reporting function.

(d) Information collected pursuant to this section shall be maintained by the department for a period of not less than 10 years, and shall be available, under guidelines set forth by the Attorney General, for academic and policy research purposes.

(e) The department shall, on an ongoing basis, analyze the information collected pursuant to this section for patterns and trends relating to recovered firearms that have been illegally possessed, used in a crime, or suspected to have been used in a crime, including the leading sources and origins of those firearms.

(f) (1) The department shall, by no later than July 1, 2023, and annually thereafter, prepare and submit a report to the Legislature summarizing the analysis completed pursuant to subdivision (e). This report shall be submitted in compliance with Section 9795 of the Government Code.

(2) The report shall, without limitation and to the extent possible, include all of the following:

(A) The total number of firearms recovered in the state:

(B) The number of firearms recovered, disaggregated by county and by city:

(C) The number of firearms recovered, disaggregated by the firearms dealer where the most recent sale or transfer of the firearm occurred. This shall include the full name and address of the firearms dealer;

(D) The number of firearms recovered, disaggregated by manufacturer;

(E) The total number of unserialized firearms recovered in the state; and

(F) The number of unserialized firearms recovered, disaggregated by county and by city.

(3) The department shall make the report described in this subdivision available to the public.

(g) The Attorney General may issue regulations to further the purposes of this section.

TERMINOLOGY

For the purpose of this report, DOJ defines “crime gun,” “source,” and “origin” as follows:

Crime Gun

California Penal Code section 11108.2 defines crime guns as “recovered firearms that are illegally possessed, have been used in a crime, or are suspected of having been used in a crime.” For this report, “crime guns” are identified in the Automated Firearms System (AFS) as records that have been logged as a crime gun, or entered into “evidence” records. “Evidence” records are included because law enforcement agencies may enter firearms as evidence in connection to their use or suspected use in a crime, but not log it as a crime gun. As such, using “evidence” records provides a more complete accounting for crime guns in AFS.

Source and Origin

This report focuses on the “source” events of a firearm’s “origin.” California Penal Code section 11108.2 does not define “source” or “origin”. For the purposes of this report, the “source” of firearms is defined as the licensed dealer or place someone came into possession of a particular firearm. “Sources” include any licensed firearm dealer. Conversely, the “origin” of a firearm is defined, for this report, as the type of transaction or event by which an individual obtained a firearm. Origins included in this report are dealer sales, private-party transfers, and pawn redemptions. Each of these events involve a private individual acquiring a firearm facilitated by a dealer. More than 90% of firearms in this report originated from dealer sales and private-party transfers.

DATA CONSIDERATIONS

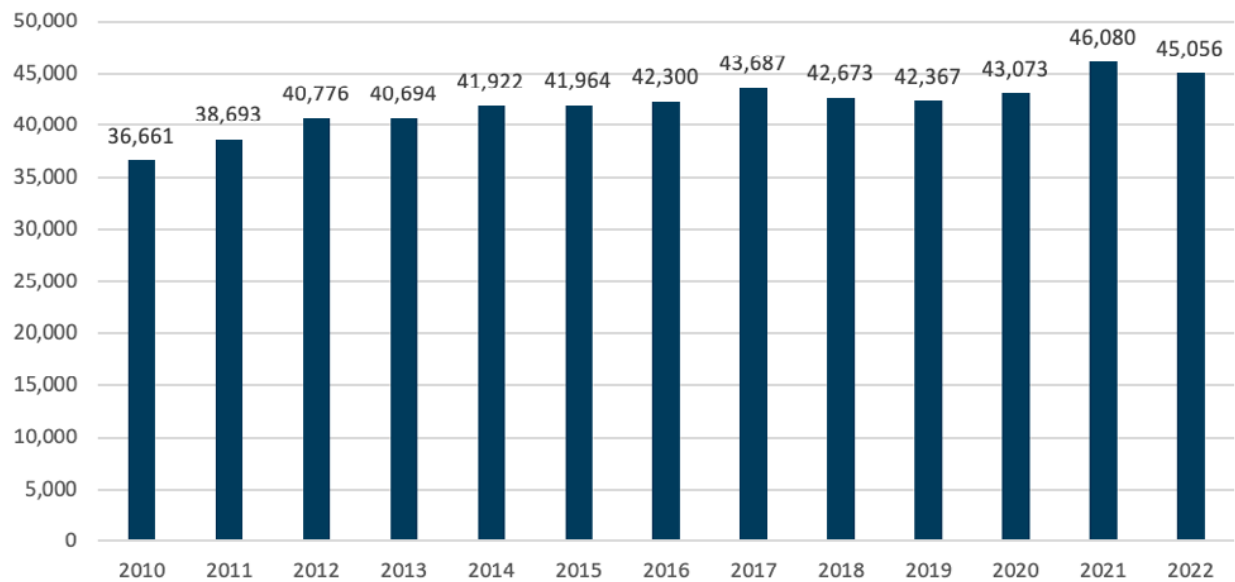
Interpreting this report requires several considerations. First, firearms are difficult to track between crime events and source events, in part, because the data-entry system allows local law enforcement agencies to enter records using an unrestricted (i.e. “free-form”) entry type, and does not prevent users from entering missing or incorrect data fields. Purchasers can also alter the characteristics of a weapon following the purchase, such as changing the caliber or removing the serial number, which can make the firearm difficult to trace if the serial number and make are not consistent. For example, if a gun owner files off a serial number or switches out parts of a firearm, it becomes very challenging to trace that firearm to other records in AFS. Second, the transactions analyzed in this section represent transactions by dealers for which DOJ has a record and therefore do not capture illegal or black market sales, or sales or transfers for which dealers, residents, and other entities were not required to report any record under California law (such as sales and transfers of most long guns prior to 2014). Third, data in AFS changes on an hourly basis and records dating back several years can be updated. Consequently, the total numbers of firearms may then shift depending on when the data was extracted from AFS and caution should be used when comparing numbers from one annual Crime Gun Report to the next. The data used in this report was extracted April 7, 2023. As such, the results of this section should be interpreted with caution.

MANDATED STATISTICS AND ANALYSIS

Total Number of Crime Guns in AFS

As of January 1, 2023, of the 1,011,970 crime guns or evidence records in AFS, approximately 545,946 were unique crime guns. This report describes *approximate* numbers of firearms due to potential overlap among unserialized firearms that cannot be differentiated within AFS. DOJ has excluded these unserialized firearms from the results of Figure 1 (“Number of Distinct Crime Guns, by Year”) and are reported separately below. Furthermore, a single crime gun or serial number may be associated with multiple crimes.

The number of crime guns entered into AFS has been on a small upward trend since 2010. However, changes from year-to-year are generally small. The difference between the highest (2021) and lowest (2010) number of crime guns in AFS per year was only 9,419 crime guns. See Figure 1 for accounts of all crime guns by year.

Figure 1. Number of Distinct Crime Guns, by Year

Total Number of Crime Guns, by Dealer

To examine the “source and origin of crime guns,” DOJ connected crime guns to the most recent source event preceding the crime gun entry as of December 31, 2022. Of the approximately 545,946 crime guns in AFS, 76,135 (13.94%) could be traced to a preceding source event such as a dealer sale, a Private Party Transaction, or a pawn redemption. The 76,135 crime guns were associated with 1,929 dealers across California. For a full list of dealers with the associated number of firearm transactions and crime guns, see Appendix A.

The number of crime guns sold or transferred by each dealer ranged from one to 1,652 per dealer. Each dealer sold an average of 39 firearms that were later identified as a crime gun (with a median of eight firearms and a standard deviation of 117.50 crime guns). This indicates that most of the dealers were associated with a low number of crime guns and a subset of outlier dealers were associated with a large number of crime guns. The 82 dealers associated with the greatest number of crime guns accounted for 38,230 (50%) of the 76,135 crime guns (see Appendix A). Alternatively, 344 dealers were associated with only one crime gun.

Among the total sales of the 1,929 dealers, 1.12% of a dealer’s transactions on average were associated with a subsequent crime gun, with a deviation of 2.21%. The median point was 0.69%, with a minimum of 0.024% and maximum of 50%. However, the only dealer with 50% of their transactions associated with subsequent crime guns had a total of two transactions on record, one of which was associated with a crime gun.

Interpreting the number of crime guns associated with any specific dealer should be done with caution. As noted above, only 13.94% of the crime guns in AFS could be traced to a preceding source event such as a dealer sale. In addition, as reflected in Appendix A, the number of crime guns associated with any dealer must be compared to the total number of guns sold or transferred per dealer; a dealer could have a high number of crime guns associated with it because it sells or transfers more guns, for example, not necessarily because a higher percentage of the guns it sells or transfers are crime guns.

Total Number of Crime Guns, by Manufacturer

DOJ identified 2,242 manufacturers of firearms related to crime guns in the AFS, and analyzed which manufacturers produced the most crime guns. The manufacturers associated with the most crime gun records are: Smith & Wesson (65,151 crime guns, 11.93% of all identified crime guns), Glock (52,146 crime guns, 9.55%), Sturm, Ruger, & Co. (47,775 crime guns, 8.75%), Taurus Forjas (21,495 crime guns, 3.93%), and Remington (20,467 crime guns, 3.75%). See Appendix B for a complete list of all 2,242 manufacturers.

Total Number of Crime Guns, by County

DOJ examined only logged “crime gun” records and excluded “evidence” records. Evidence records were excluded because those records only contain law enforcement agency location data that can span multiple counties and cities whereas firearms logged as crime guns record city and county of where the firearm was recovered by law enforcement.

Within the crime gun table, DOJ identified county information for 404,442 crime guns. The crime guns that could be paired with a county were found in all 58 counties. On average, counties each had approximately 6,855 crime guns, with a median of 1,500 crime guns and a standard deviation between counties of 19,047. The difference between the median and average indicates a number of outlier counties with a greater number of crime guns than the rest. To see a full list of counties and the number of crime guns by county, see Appendix D.

Counties with higher populations tended to have higher total numbers of crime guns. However, when accounting for crime guns per capita, larger counties did not seem to have higher crime guns per person than smaller counties ($r(57) = 0.13$). A county’s population size therefore did not appear to have any reliable correlation with its number of crime guns per capita. In other words, higher population areas were not necessarily more likely to recover more or fewer crime guns than less populated areas.

The county that reported the most crime guns recovered was Los Angeles County, with 140,799 crime guns. Los Angeles County is also the most populous county in the state. The next four counties with the highest number of crime guns are San Bernardino (33,518), Sacramento (24,953), San Diego (22,076), and Riverside (20,536). These five counties accounted for 59.81% of all California crime guns in 2022. The counties with the fewest number of crime guns are Del Norte (2), Alpine (16), Sierra (18), Inyo (22), and Modoc (24). Five crime guns were missing county information, but could be identified through city information.

Total Number of Crime Guns, by City

DOJ identified 404,442 crime guns that could be associated with a city in California. In total, there are 1,322 cities in California. On average, each city in California was associated with 306 crime guns, with a median of 32 crime guns and a standard deviation between cities of 2,101 crime guns. As with counties, the high deviation and disparity between average and median indicates outlier cities responsible for the majority of crime guns. See Appendix E for more information. As with county-level per capita counts, no reliable correlation emerged between the population size and the number of crime guns recovered per 1,000 people ($r(469) = 0.087$). The city with the most total crime guns recovered was Los Angeles, with 69,413 associated crime guns. The next four cities with the greatest number of associated crime gun records were Sacramento (18,110), Fresno (9,858), San Bernardino (9,185), and San Diego (9,091). These five cities account for over one quarter of all crime guns (28.60%) and 16% of California’s total population. The city of Los Angeles accounted for 17% of all crime guns, with almost four times as many

crime guns as the second highest city, Sacramento. Los Angeles's population is approximately triple the population of the second most populous city, San Diego. The 404 cities with the fewest number of crime gun records were associated with nine crime guns or fewer.

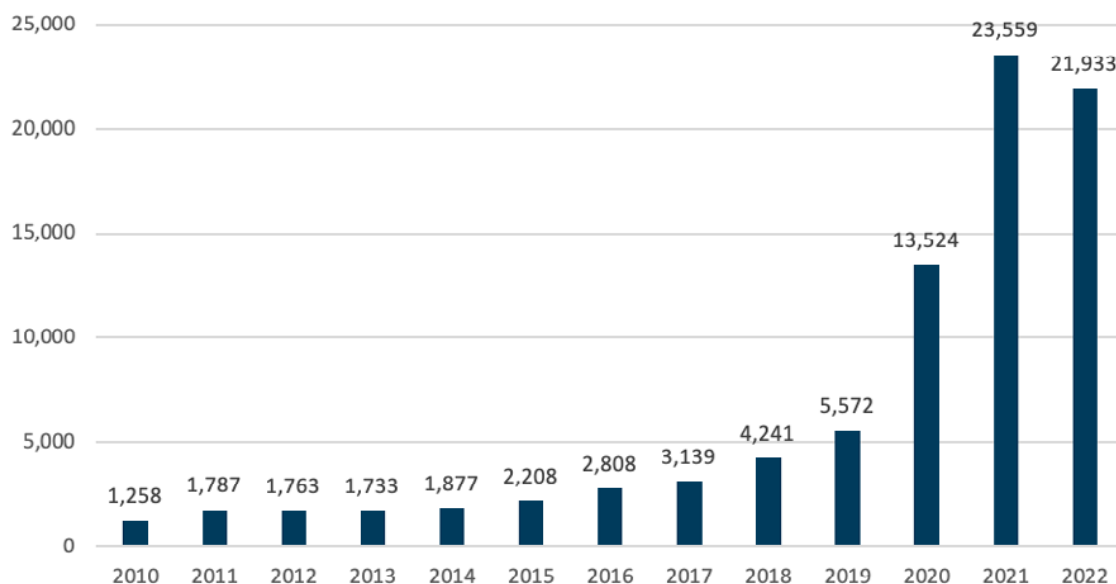
Total Number of Crime Guns, Without Serial Numbers

Many crime guns do not possess a serial number. For the purposes of this report, firearms without serial numbers are any firearm records that have "obliterated," "antique," or "FMBUS"⁷ entered into their associated serial number field. DOJ identified 85,402 crime gun records without a serial number between January 1, 2010 and December 31, 2022.

A firearm may not have a serial number for several reasons, including being an antique firearm, being a homemade firearm (also commonly known as a "ghost gun"), or having the serial number illegally removed. Individual firearms without serial numbers cannot be traced in AFS because two different firearms of the same make, caliber, and type cannot be differentiated using the available data. Additionally, firearms without serial numbers cannot be traced to a specific source. As such, all of these analyses will report overall records instead of distinct firearms and do not connect to preceding source events.

Although the number of unserialized crime guns recovered by law enforcement has risen over the last decade, 2022 was the first year since 2013 in which the number of unserialized crime guns decreased. As shown in Figure 2, the number of unserialized crime guns recovered by law enforcement dropped from 23,559 to 21,933 between 2021 and 2022. Those numbers had risen significantly over the past decade and especially since 2019. Unserialized crime guns more than doubled between 2019 and 2020 and almost doubled again between 2020 and 2021 before falling by 7% in 2022.

Figure 2. Total Number of Crime Guns Without Serial Numbers, by Year.



⁷ A FMBUS is a "Firearm Manufactured by an Unidentified Subject".

Total Number of Crime Guns Without Serial Numbers, by Manufacturer

DOJ identified 807 manufacturers associated with crime guns without a serial number. The five most common manufacturers that appeared were listed as “United States”⁸ (44,972, 52.66%), Privately Made Firearm (8,154, 9.55%), Smith & Wesson (2,267, 2.65%), Sturm, Ruger, & Co. (1,839, 2.15%), and Glock (1,788, 2.09%). See Appendix C for a full list of all 807 manufacturers.

Total Number of Crime Guns Without Serial Numbers, by County

DOJ identified 39,945 crime gun records⁹ without serial numbers across 51 counties. Alpine, Del Norte, Inyo, Mariposa, Modoc, Plumas, and Sierra Counties had no associated crime gun records. The counties with the highest number of firearm records without a serial number were Los Angeles (13,148, 32.92%), San Bernardino (5,314, 13.30%), San Diego (3,498, 8.76%), Riverside (1,960, 4.91%), and Sacramento (1,762, 4.41%). See Appendix F for a list of all 51 counties.

From the results, the top five counties account for 64% of all crime guns without a serial number, while the top ten counties accounted for 80% of crime guns without a serial number. Los Angeles County, being the most populous in the state, contains approximately one in three (32.92%) crime guns without a serial number.

Total Number of Crime Guns Without Serial Numbers, by City

DOJ identified 39,945 crime gun records without serial numbers across 813 cities. The cities with the highest number of crime gun records without a serial number were Los Angeles (4,968, 12.44%), San Diego (1,562, 3.91%), San Francisco (1,132, 2.83%), Sacramento (1,088, 2.72%), and Victorville (923, 2.31%). See Appendix G for a list of all 813 cities.

The top ten cities account for approximately one-third of crime guns without serial numbers (33.73%). Consistent with the county-level statistics, the city of Los Angeles contained 10% of unserialized crime guns, three times that of San Diego, the next highest city on the list. These findings are expected given Los Angeles’s high population.

AFS PARTIAL CRIME GUN MATCHES

Of the 545,946 unique crime guns identified in AFS, 123,256 had at least a common serial number with at least one potential source event in AFS but did not match on every category. As such, these firearms were not included in the above analyses as they could not reliably be determined the same firearms and are reported separately below. These crime guns include:

- 61,183 crime guns containing partial matches in AFS, in which either the crime gun record or AFS source event was missing relevant matching data. Of these, 19,105 crime guns contained strong matches with consistent information on all available matching criteria, but were missing relevant data. Specifically, the “firearm category” was listed as na/null. Again, in order for DOJ to match a crime gun with a firearm entered into AFS, all data points must match exactly. Accordingly, these 61,183 firearms were not considered a “match” for the purposes of this report.

⁸ The country of origin (i.e. “United States”) is entered as the manufacturer when a firearm is homemade or when the manufacturer is unidentifiable but the firearm was manufactured in the United States. In July 2022, when the designation was created, law enforcement agencies transitioned to categorizing homemade firearms as “Privately Made Firearms”.

⁹ The remainder of the 85,402 had no county associated with them.

- 99,539 crime guns containing partial matches in AFS, in which the crime gun record and AFS source events contained complete data, but failed to match on at least one field. Of these, 39,039 crime guns contained close matches with at least one source event that matched on three out of four fields, most commonly failing to match on the firearm manufacturer entered into AFS. These 99,539 firearms were not considered a “match” for the purposes of this report

Note that many crime guns contained partial matches with multiple source events in AFS that had both missing and complete data. Therefore, there will be some overlap between crime guns discussed in both subsections below. This section will provide a brief exploratory overview of these two subsets of crime guns that contained a high degree of similarity, but that DOJ cannot reliably match to an AFS source event. Moreover, serial numbers are not unique identifiers for each firearm. Therefore, two firearms sharing a common serial number are not necessarily the same firearm. This section provides analyses only of crime guns that contained similarities with firearms in AFS, but do not have a confirmatory link between the crime gun and an originating source in AFS.

Missing Data in Firearm Records

Between January 1, 2010 and December 31, 2022, 61,183 distinct crime guns were identified as having potential matches. A firearm may have a “potential match” if there is missing data on the crime gun record or potential AFS source record, but the firearm shares a common serial number with AFS records. These crime guns contained common serial numbers with 148,647 AFS records. Among these potential matches, “firearm category” was the only missing field that is required to link crime guns to a potential source. This data was missing in 123,870, or 83.3% of all potential matches. Data was more likely to be present on the crime gun record, where only 6,900 of these crime guns (11.3% of the 61,183 crime guns) were missing “firearm category” information.

Many firearm records were missing “firearm category” data, but included a number of common criteria including make, caliber, firearm type, and serial number. Of the crime guns that were missing “firearm category” data, 19,105 contained partial matches. In these cases, all available fields matched aside from the missing “firearm category” information. Among the 21,675 firearms records with strong potential matches to a crime record, 20,559 (94.85%) were missing data required for matching. Meanwhile, of the 19,105 distinct crime guns with strong potential matches in AFS, only 3,950 (20.68%) were missing “firearm category” data. This may demonstrate that if missing data is preventing potential crime gun tracing, it could be a result of missing data in AFS source records due to dealer entries, rather than missing data in crime gun records reported by law enforcement agencies. Data can also be difficult to trace if the purchaser modified the weapon after it was sold or transferred. It is important to note that there may be firearms that have identical make, caliber and type data, but differ on the firearm category. Therefore, these firearms may contain multiple potential matches due to the missing data, and cannot currently be linked to a confirmed originating source. Additionally, crime guns that are highly similar to one or more originating source record(s) in AFS is not an indication that the crime gun is, in fact, recorded in AFS source events, and should be understood as only reflecting similarities for the purpose of this report.

The following represents a breakdown of the missing or incomplete firearm data in AFS, which were therefore not included in the previous analyses:

- 19,105 crime guns matched on both serial number and all available descriptive fields, but that cannot be directly linked due to missing data.
- 8,341 crime guns matched on two of the three required descriptive fields in addition to serial number.

- 18,860 crime guns matched on only one descriptive field in addition to serial number.
- 14,877 crime guns matched on no descriptive fields, sharing only a common serial number.

Potential Data Entry Errors

Another challenge for DOJ pertaining to matching crime guns to a source or origin in AFS relates to either errors or differences in data entry. For example, an entering agency may enter incorrect data for a firearm, either by selecting an incorrect option from a drop-down menu or typing errors. Additionally, there may be differences in how firearm data is entered. Firearm calibers, for example consist of a four-digit code, such as 0038, if an agency entered this as 0380, the AFS records would fail to match. Firearm manufacturer data also has a greater potential for data entry differences, as firearm manufacturer data may be entered as the country of origin, the company labeled on the firearm, or a parent company of the direct manufacturer, among other alternative formats. Because DOJ must assume that the information entered into AFS is accurate, crime guns where either the crime gun record itself, or the originating AFS record contain different data will not match under the DOJ's current matching procedures.

Of the 123,256 crime guns that contained at least a serial number match within AFS, 99,539 contained partial matches where there was complete data in the fields used for matching firearms to a source or origin event. These crime guns include:

- 39,039 crime guns matching on the serial number, and three out of four descriptive fields needed for matching, most commonly differing on firearm manufacturer data;
- 24,621 crime guns matching on serial number and two of the four descriptive fields required for matching;
- 19,125 crime guns matching on serial number, and only one of four descriptive fields required for matching; and
- 16,754 crime guns containing a serial number only match, but failing to match on any descriptive fields.

Crime guns containing a high degree of similarity with a firearm in an originating source event in AFS is not indicative of data mis-entry, and may reflect completely distinct firearms from the firearms recorded in AFS records. This may, however, help to identify areas of potential data mis-entry, or inconsistencies that may impact firearm tracing.

For example, among the 39,039 crime guns with a high degree of similarity to one or more AFS source records (where the serial number and three out of four matching criteria were identical), firearms were most likely to have inconsistent manufacturer data. Within potential source records, firearm type matched with potential matching crime guns in 98.5% of cases, firearm category matched in 91.8% of cases, and firearm caliber matched in 81.6% of cases. Meanwhile, manufacturer data was consistent in only 28.1% of potentially matching records. This suggests that inconsistencies in entering firearm manufacturer data produced significant obstacles to tracking and matching firearms.

APPENDIX A: CALIFORNIA FIREARM DEALER INFORMATION¹⁰

Note: The following information is required per AB 1191. Some dealers may appear more than once due to having identical names and addresses. However, seemingly duplicate dealers each have unique Dealer IDs that denote them as separate entities in AFS and so they were treated separately for the purpose of reporting.

Dealer Name	Dealer Status	Street Address	Zip Code	City	Crime Guns	Total Firearms Sold	Percentage Crime Guns
TURNER'S OUTDOORSMAN	active	17204 HAWTHORNE BLVD	90504	TORRANCE	1,652	82,433	2.00%
TURNER'S OUTDOORSMAN	active	491 W ORANGE SHOW RD	92408	SAN BERNARDINO	1,650	86,271	1.91%
TURNER'S OUTDOORSMAN	active	11336 FIRESTONE BLVD	90650	NORWALK	1,458	102,175	1.43%
RIVER CITY GUN EXCHANGE, INC	active	2370 FRUITRIDGE RD	95822	SACRAMENTO	1,330	75,170	1.77%
TURNER'S OUTDOORSMAN	active	2201 E WILLOW ST BLDG M	90755	SIGNAL HILL	1,207	78,755	1.53%
SECOND AMENDMENT SPORTS INC	active	2523 MOHAWK ST	93308	BAKERSFIELD	1,174	58,500	2.01%
OUTDOOR SPORTSMAN	active	4969 WEST LN	95210	STOCKTON	1,064	56,273	1.89%
TURNER'S OUTDOORSMAN	active	835 S ARROYO PKWY	91105	PASADENA	1,024	89,440	1.14%
MARTIN B RETTING INC	active	11029 WASHINGTON BLVD	90232	CULVER CITY	1,019	69,081	1.48%
AMMO BROS	active	820 S ROCKEFELLER AVE UNIT G	91761	ONTARIO	786	73,987	1.06%
TRIPLE A'S SPORTING GOODS LLC	active	1724 SPRINGS RD	94591	VALLEJO	783	60,563	1.29%
TURNER'S OUTDOORSMAN	active	19329 VAN OWEN ST	91335	RESEDA	737	75,140	0.98%
TURNER'S OUTDOORSMAN	active	4400 ONTARIO MILLS PKWY STE A	91764	ONTARIO	736	76,880	0.96%
TURNER'S OUTDOORSMAN	active	14311 BEAR VALLEY ROAD STE 102	92395	VICTORVILLE	657	61,387	1.07%
DG 2A ENTERPRISES INC DBA GUN WORLD	active	3800 W MAGNOLIA BLVD	91505	BURBANK	619	47,115	1.31%
TURNER'S OUTDOORSMAN	active	357 N AZUSA AVENUE	91791	WEST COVINA	586	70,552	0.83%
TURNER'S OUTDOORSMAN	active	2246 GRIFFIN WY	92879	CORONA	553	73,973	0.75%

¹⁰ Please note, Appendix A lists dealers with identical names and street addresses separately in some cases. This can occur when different stores within a chain all report the same mailing address. The department differentiates dealers through unique Dealer IDs that denote them as separate entities in AFS. Consequently, these were treated separately for the purpose of reporting. The mailing addresses were reported as they identify the central location for linked stores

PROFORCE LAW ENFORCEMENT	active	2625 STEARMAN ROAD #A	86301	PRESCOTT, ARIZONA?	543	114,063	0.48%
SECOND AMENDMENT SPORTS INC	active	38-698B EL VIENTO RD	92211	PALM DESERT	540	46,433	1.16%
TURNERS OUTDOORSMAN	active	2051 N ROSE AVE #280	93036	OXNARD	530	57,979	0.91%
VALLEY GUN	active	2728 CHESTER AVE	93301	BAKERSFIELD	527	29,778	1.77%
GET A GUN	active	3903 PATTON WAY SUITE 100	93308	BAKERSFIELD	505	42,643	1.18%
TURNER'S OUTDOORSMAN	active	4200 CHINO HILLS PARKWAY #600	91709	CHINO HILLS	488	68,145	0.72%
JUST GUNS	active	3530 AUBURN BLVD STE 8	95821	SACRAMENTO	487	20,662	2.36%
DUNNS DISCOUNT GUNS & SPORTING GOODS	active	1510 MORENA BLVD F	92110	SAN DIEGO	484	57,793	0.84%
AMMO BROS	active	820 S ROCKEFELLER AVE UNIT G	91761	ONTARIO	483	47,698	1.01%
MILPITAS SHOOTING RANGE INC	active	1655 PLACER CIRCLE	94551	LIVERMORE	479	26,081	1.84%
BASS PRO SHOPS OUTDOOR WORLD	active	7777 VICTORIA GARDENS LN	91739	RANCHO CUCAMONGA	463	71,623	0.65%
GUNS FISHING & OTHER STUFF	active	7545 B PLEASANT VALLEY RD	95688	VACAVILLE	450	36,222	1.24%
TURNER'S OUTDOORSMAN	active	18808 BROOKHURST ST	92708	FOUNTAIN VALLEY	438	69,679	0.63%
THE GUN RANGE	active	3479 ORANGE GROVE AVE STE B C	95660	NORTH HIGHLANDS	436	49,863	0.87%
GUNS DIRECT/JANYA BROS INC	active	1521 W MAGNOLIA BLVD UNIT B	91506	BURBANK	432	54,525	0.79%
TURNER'S OUTDOORSMAN	active	2040 N TUSTIN AVENUE	92865	ORANGE	430	78,530	0.55%
OLDE WEST GUN & LOAN II INC	active	568 N MARKET ST	96003	REDDING	417	56,991	0.73%
ANTIOCH ARMORY INC	active	625 W 3RD ST	94509	ANTIOCH	412	15,246	2.70%
TURNER'S OUTDOORSMAN	active	8199 CLAIREMONT MESA BLVD # E	92111	SAN DIEGO	408	62,375	0.65%
STOCKTON GUN EXCHANGE	active	1732 PACIFIC AVE	95204	STOCKTON	404	18,879	2.14%
RIFLE GEAR	active	18065 MOUNT SHAY ST	92708	FOUNTAIN VALLEY	392	128,721	0.30%
ALQUIST ARMS INC	active	1400 FREITAS PARK	95380	TURLOCK	381	48,614	0.78%
TURNER'S OUTDOORSMAN	active	2085 MONTIEL ROAD SUITE 104	92069	SAN MARCOS	366	57,142	0.64%
THE RANGE PISTOL CLUB INC DBA THE RANGE	active	5151 N GATES AVENUE	93722	FRESNO	359	27,676	1.30%
BULLSEYESPORT LLC	active	6710 BROCKTON AVE	92506	RIVERSIDE	330	35,169	0.94%
REED'S INDOOR RANGE, INC	active	1100 DUANE AVE	95054	SANTA CLARA	324	44,642	0.73%
ALQUIST ARMS	active	120 S CENTER ST	95380	TURLOCK	323	20,784	1.55%

CANYON SPORTS	active	887 HOWE RD STE F	94553	MARTINEZ	322	32,253	1.00%
KW DEFENSE INC	active	1640 N BROADWAY AVENUE	95205	STOCKTON	315	27,313	1.15%
WESTERN FIREARMS	active	6621 S ATLANTIC AVE	90201	BELL GARDENS	304	10,977	2.77%
BASS PRO OUTDOOR WORLD, LLC	active	1356 BASS PRO DR	95337	MANTECA	298	39,474	0.75%
MARKLEY'S INDOOR RANGE AND GUN SHOP	active	14 BLANCA LN	95076	WATSONVILLE	297	21,428	1.39%
SPORTSMANS WAREHOUSE 238	active	8468 N FRIANT RD	93720	FRESNO	297	56,965	0.52%
GUN GALLERY INC	active	1121 S CENTRAL AVE	91204	GLENDALE	292	26,627	1.10%
ROGUE ONE INC DBA WARRIOR ONE GUNS AND AMMO	inactive	2222 KANSAS AVE STE H	92507	RIVERSIDE	290	21,731	1.33%
CITY ARMS EAST LLC	active	60 GOLF CLUB RD STE B	94523	PLEASANT HILL	288	33,684	0.86%
TURNERS OUTDOORSMAN	active	27230 MADISON AVENUE SUITE D	92590	TEMECULA	275	55,969	0.49%
BUY SELL TRADE IT ALL	active	5725 STOCKTON BLVD	95824	SACRAMENTO	273	7,408	3.69%
SPORTSMEN'S SUPPLY	active	1536 CAMDEN AVE	95008	CAMPBELL	267	26,384	1.01%
PENINSULA GUNS AND TACTICAL	active	360 EL CAMINO REAL	94066	SAN BRUNO	266	43,531	0.61%
BARNWOOD ARMS	active	120 E MAIN ST	95366	RIPON	264	35,204	0.75%
CITY ARMS	active	90 EUREKA SQ STE D	94044	PACIFICA	262	31,384	0.83%
SOLAR TACTICAL	active	22287 REDWOOD RD	94546	CASTRO VALLEY	249	17,492	1.42%
THE TARGET RANGE	active	16140 COHASSET ST	91406	VAN NUYS	249	12,144	2.05%
RICK'S A.V. PAWNSHOP	active	673 W AVE I	93534	LANCASTER	242	21,550	1.12%
ROYAL LOAN	active	3033 EL CAJON BLVD	92104	SAN DIEGO	242	14,863	1.63%
AMMO BROTHERS	active	820 S ROCKEFELLER AVE UNIT G	91761	ONTARIO	241	45,003	0.54%
DISCOUNT GUN MART	active	8516 N MAGNOLIA AVE STE 201	92071	SANTEE	240	31,624	0.76%
THE SHOOTIST INC	active	24910 WASHINGTON AVE 100	92562	MURRIETA	239	41,592	0.57%
SPORTSMAN'S WAREHOUSE 149	active	6640 LONETREE BLVD	95765	ROCKLIN	237	56,342	0.42%
BEST NET SALES INC DBA ELITE ARMORY	active	3636 CASTRO VALLEY BLVD 1	94546	CASTRO VALLEY	230	23,446	0.98%
HERB BAUER SPORTING GOODS, INC	inactive	6264 N BLACKSTONE	93710	FRESNO	228	16,085	1.42%
TURNERS OUTDOORSMAN	active	1411 N DAVIS ROAD	93907	SALINAS	227	27,635	0.82%
TURNERS OUTDOORSMAN	active	841 ARNELE AVENUE	92020	EL CAJON	222	45,875	0.48%
TRACY RIFLE AND PISTOL LLC	inactive	7601 W 11TH ST	95304	TRACY	214	19,645	1.09%
TURNERS OUTDOORSMAN	active	6264 N BLACKSTONE AVENUE	93710	FRESNO	214	23,927	0.89%

GUNS FISHING & OTHER STUFF 2	active	7545 B PLEASANT VALLEY RD	95688	VACAVILLE	213	33,662	0.63%
CALIFORNIA GUN GIRLS LLC	active	23121 COLTRANE AVE	91321	NEWHALL	203	35,561	0.57%
CALLED2ARMS	active	501 BANGS AVE STE D	95356	MODESTO	203	23,579	0.86%
SILVERADO SPUR INC/ WILD BILLS OLD W TRD CO	active	10490 E STOCKTON BLVD STE 150	95624	ELK GROVE	200	27,532	0.73%
BAY AREA GUN VAULT	active	363 W EL CAMINO REAL	94040	MOUNTAIN VIEW	196	17,655	1.11%
IMBERT & SMITHERS	active	1144 EL CAMINO REAL	94070	SAN CARLOS	194	28,990	0.67%
PRK ARMS	active	1401 N CLOVIS AVE 105	93727	FRESNO	192	17,876	1.07%
THE GUN SHOP	active	44633 SIERRA HWY	93534	LANCASTER	190	16,850	1.13%
IRON SIGHTS SHOOTING RANGE INC	active	618 AIRPORT RD	92058	OCEANSIDE	189	16,108	1.17%
B & G GUNS INC	inactive	1910 SUNKIST CR	93033	OXNARD	183	6,215	2.94%
GUN EFFECTS	active	15313 GALE AVE	91745	HACIENDA HEIGHTS	182	15,113	1.20%
THE GUN SHOP	active	44633 N SIERRA HWY	93534	LANCASTER	182	9,613	1.89%
THE STOCKADE	active	8061 WESTMINSTER AVE	92683	WESTMINSTER	182	14,206	1.28%
AMERICAN GUN WORKS INC	active	1837 W GLENOAKS BLVD	91201	GLENDALE	177	9,438	1.88%
ELITE ARMS AND SUPPLY	inactive	1148 S MAIN ST	95337	MANTECA	175	19,432	0.90%
FINE FIREARMS	active	8701 LA MESA BLVD	91942	LA MESA	174	20,871	0.83%
AMMO BROTHERS	active	820 S ROCKEFELLER AVE UNIT G	91761	ONTARIO	172	21,669	0.79%
GLOCKSTORE	inactive	4770 RUFFNER ST	92111	SAN DIEGO	169	16,735	1.01%
GRETA'S GUNS INC DBA GRETAS FRMS SALES & TRAINING	active	4228 LOS ANGELES AVE	93063	SIMI VALLEY	169	23,444	0.72%
STAGE STOP SPORTING GOODS	active	P O BOX 1557	95301	ATWATER	166	25,660	0.65%
AMERICAN FIREARMS	active	4089 N CLOVIS AVE	93727	FRESNO	165	6,845	2.41%
BULLSEYE CASTRO VALLEY GUN SHOP	inactive	22287 REDWOOD RD	94546	CASTRO VALLEY	165	4,346	3.80%
SPORTSMAN'S WAREHOUSE 221	active	1659 HILLTOP DR	96002	REDDING	164	35,246	0.47%
W K LEWIS	active	5060 ROSEVILLE RD	95660	NORTH HIGHLANDS	164	3,776	4.34%
7TH STREET PAWN SHOP INC	active	15160 SEVENTH ST	92395	VICTORVILLE	162	11,489	1.41%
FOWLER GUN ROOM	active	358 S TUSTIN	92866	ORANGE	162	27,158	0.60%
HOOK LINE AND SINKER LLC	active	112 SANDY LN	94561	OAKLEY	162	20,070	0.81%
SPORTSMAN'S WAREHOUSE #233	active	2344 SUNRISE BLVD	95670	RANCHO CORDOVA	162	46,150	0.35%

CORDELIA GUN EXCHANGE & MANUFACTURING LLC	active	4733 CENTRAL WY	94534	FAIRFIELD	161	25,758	0.63%
HIGHLAND GUNS	active	2600 E HIGHLAND AVE STE A	92346	HIGHLAND	161	14,707	1.09%
SECOND AMENDMENT SPORTS INC	active	12556 JOMANI DRIVE SUITE A	93312	BAKERSFIELD	161	17,765	0.91%
SIERRA ARMS CORP	inactive	1408 N CARPENTER RD STE 1	95351	MODESTO	161	8,901	1.81%
BRECO FIREARMS INC	active	1508 TOLLHOUSE RD STE A	93611	CLOVIS	160	30,362	0.53%
LC ACTION POLICE SUPPLY	active	1088 N 1ST ST	95112	SAN JOSE	157	53,408	0.29%
TURNER'S OUTDOORSMAN	active	39626 10TH AVE WEST, SUITE I	93551	PALMDALE	157	31,653	0.50%
HUNTER'S SUPPLY	inactive	2260 N FREMONT ST STE 3	93940	MONTEREY	155	14,871	1.04%
CAP TACTICAL FIREARMS LLC	active	16706 HAWTHORNE BLVD	90260	LAWNDALE	150	15,241	0.98%
GLOBAL ARMS INC	inactive	4525 SAN FERNANDO RD UNIT G	91204	GLENDALE	149	3,483	4.28%
EVOLUTION SPORTS	active	490 ALABAMA ST STE 103	92373	REDLANDS	147	18,963	0.78%
CENTRAL MEGA PAWN	active	11031 S CENTRAL AVE #A	91762	ONTARIO	146	9,879	1.48%
FF FIREARMS INC	active	121 E WHITTIER BLVD UNIT 1	90640	MONTEBELLO	145	11,736	1.24%
J & R SPORTS SUPPLY LLC	active	2558 B OLD FIRST ST	94550	LIVERMORE	145	30,440	0.48%
RINKOR ARMS INC	active	2600 MENDOCINO AVE STE C	95403	SANTA ROSA	145	29,268	0.50%
BEAR MOUNTAIN SPORTS	active	8032 DI MILLER DR. UNIT D	93307	BAKERSFIELD	144	13,061	1.10%
BEST JEWELRY & LOAN, INC	active	15071 AVE 296 E NOBLE	93292	VISALIA	142	10,205	1.39%
THE GUN ROOM	active	9221 SURVEY RD	95624	ELK GROVE	142	10,166	1.40%
EXPRESS GUN LOCKER	inactive	11873 HESPERIA RD	92345	HESPERIA	140	7,728	1.81%
SMOKIN BARREL GUNS INC	active	1775 SURVEYOR AVE	93063	SIMI VALLEY	140	29,212	0.48%
ISLAND VIEW ENTERPRISES INC	active	2359 KNOLL DR STE A	93003	VENTURA	138	15,164	0.91%
SOUTHWEST JEWELRY & LOAN	active	12101 E FIRESTONE BLVD	90650	NORWALK	135	4,783	2.82%
ALAMO JEWELRY AND LOAN	active	544 N AZUSA AVENUE	91791	WEST COVINA	134	21,932	0.61%
JERNIGAN SPORTING GOODS INC	active	82740 MILES AVE	92201	INDIO	134	8,628	1.55%
DOWN RANGE INDOOR TRAINING CTR	active	13407 GARNER LN	95973	CHICO	133	26,475	0.50%
LAMBERT PAWN SHOP	active	14158 A LAMBERT RD	90605	WHITTIER	130	12,870	1.01%

STAGE STOP SPORTING GOODS	inactive	PO BOX 1557	95301	ATWATER	130	11,694	1.11%
VENTURA MUNITIONS INC DBA BURBANK AMMO & GUNS	active	1313 WEST MAGNOLIA BLVD	91506	BURBANK	129	22,182	0.58%
SPORTSMANS WAREHOUSE 232	active	765 EAST AVE STE 170	95926	CHICO	128	32,416	0.39%
THE ARMORY	active	2505 N FOWLER AVE STE 101	93727	FRESNO	127	10,026	1.27%
FAITH ARMORY LLC	active	41669 WINCHESTER RD STE 101	92590	TEMECULA	126	16,117	0.78%
WILD SPORTS	inactive	P O BOX 797	95662	ORANGEVALE	126	15,790	0.80%
HUNTINGTON SPORTSMAN STORE	active	601 ORO DAM BLVD EAST	95965	OROVILLE	124	13,755	0.90%
DUNCAN'S GUNWORKS INC	active	1619 GRAND AVE	92078	SAN MARCOS	123	16,191	0.76%
PACIFIC OUTFITTERS UKIAH	active	1535 SIXTH ST	95501	EUREKA	122	14,547	0.84%
TURNER'S OUTDOORSMAN	active	6019 FLORIN RD STE 100-200	95823	SACRAMENTO	121	16,632	0.73%
ADDAX TACTICAL	active	1431 TRUMAN ST UNIT E	91340	SAN FERNANDO	120	17,556	0.68%
BJ SPORTING GOODS INC	active	324 E FLORIDA AVE	92543	HEMET	120	7,281	1.65%
CENTERFIRE FIREARMS	inactive	3696 SUNNYSIDE DR	92506	RIVERSIDE	120	8,082	1.48%
TURNERS OUTDOORSMAN	active	23762 MERCURY ROAD SUITE A	92630	LAKE FOREST	120	46,134	0.26%
SMOKIN BARREL FIREARMS	active	3222 N DEMAREE STE D	93291	VISALIA	119	24,235	0.49%
GET LOADED INC	inactive	12210 MICHIGAN ST SUITE H	92313	GRAND TERRACE	118	10,256	1.15%
GUNTHER GUNS	active	2717 LOKER AVE W STE B	92010	CARLSBAD	118	25,526	0.46%
ORANGE COUNTY OUTDOORS	active	2750 HARBOR BLVD A-6	92626	COSTA MESA	118	19,377	0.61%
EXPRESS GUN LOCKER	active	11873 HESPERIA SUITE A	92345	HESPERIA	114	19,452	0.59%
new	inactive	1070 N STATE ST	95482	UKIAH	114	6,773	1.68%
REDWOOD MARINE INC/ DBA RMI OUTDOORS	active	1240 BROADWAY	95501	EUREKA	113	11,877	0.95%
THE GRANT BOYS INC	inactive	1750 NEWPORT BLVD	92627	COSTA MESA	113	8,777	1.29%
AMERICAN SHOOTING CENTER INC	active	5590 RUFFIN RD	92123	SAN DIEGO	112	8,994	1.25%
BASS PRO OUTDOOR WORLD LLC	active	2500 E KEARNEY ST	65898		112	32,990	0.34%
BLUE COLLAR FIREARMS	active	1270 E WASHINGTON ST SUITE G4	92324	COLTON	112	15,188	0.74%
GUNRUNNERS	active	2160 E HUNTINGTON DR	91010	DUARTE	112	11,415	0.98%

THE OLD WEST GUN ROOM INC	active	3509 CARLSON BLVD	94530	EL CERRITO	112	8,663	1.29%
JACKSON ARMS	active	152 UTAH AVE STE 140	94080	SOUTH SAN FRANCISCO	111	10,031	1.11%
ON-TARGET INDOOR SHOOTING RANGE	active	27692 CAMINO CAPISTRANO	92677	LAGUNA NIGUEL	111	30,138	0.37%
SPORTSMAN'S WAREHOUSE 176	active	1590 GATEWAY BLVD	94533	FAIRFIELD	111	33,428	0.33%
BASS PRO OUTDOOR WORLD LLC	active	2500 E KEARNEY ST	65898		109	28,027	0.39%
UNION LUMBER COMPANY	active	P O BOX 990	95901	MARYSVILLE	108	17,565	0.61%
B AND G GUNS	active	1910 SUNKIST CIR	93033	OXNARD	107	11,218	0.95%
B2 ENTERPRISES INC	inactive	7950 REDWOOD DR STE 6	94931	COTATI	106	9,953	1.07%
SHOOTERS PRO SHOP	active	106 N SUNRISE AVE SUITE C2	95661	ROSEVILLE	105	18,313	0.57%
PRK ARMS	active	1401 N CLOVIS AVE STE 101	93727	FRESNO	104	9,708	1.07%
GUNSLINGERS	active	1750 S GRAND AVE	91740	GLENDORA	103	18,726	0.55%
PWGG LP DBA POWAY WEAPONS & GEAR, PWG RANGE	active	13550 DANIELSON STREET	92064	POWAY	103	29,251	0.35%
ESTATE JEWELRY EXCHANGE DBA OC GUNS	active	22762 ASPAN ST STE 203	92630	LAKE FOREST	102	27,914	0.37%
SPORTSMAN'S WAREHOUSE 183	active	1650 W VISALIA PARKWAY	93277	VISALIA	102	24,303	0.42%
COUNTER STRIKE FIREARMS	active	175 N CAWSTON AVE 115	92545	HEMET	100	11,805	0.85%
GUNRUNNER	inactive	2040 YOSEMITE PKWY	95340	MERCED	100	3,720	2.69%
PROFESSIONAL FIREARMS	active	519 W LODI AVE	95240	LODI	100	5,303	1.89%
SIERRA SPORTSMAN INC	active	1488 W OLIVE AVE	93257	PORTERVILLE	100	4,005	2.50%
BILSON'S SPORT SHOP INC	active	P O BOX 1664	95381	TURLOCK	99	10,114	0.98%
MTG FIREARMS INC	active	9174 FRANKLIN BLVD STE B	95758	ELK GROVE	98	15,406	0.64%
SPORTSMAN'S WAREHOUSE # 247	active	5195 REDWOOD DR.	94928	ROHNERT PARK	96	35,879	0.27%
THE GUN RANGE SAN DIEGO	active	7853 BALBOA AVE	92111	SAN DIEGO	96	15,472	0.62%
ASP ARMORY	active	921 MERCHANT STREET, SUITE A	95688	VACAVILLE	95	21,722	0.44%
CARSON JEWELRY & LOAN	active	22012 AVALON BLVD	90745	CARSON	95	8,110	1.17%
KINGS GUN CENTER LLC	active	426 PARK ST	93230	HANFORD	95	15,820	0.60%
SIERRA ARMS CORP	active	1408 N CARPENTER ROAD SUITE 1	95351	MODESTO	95	12,414	0.77%

UNCLE SAMS FIREARMS	active	4702 N BLACKSTONE AVE	93726	FRESNO	95	7,391	1.29%
G AND R LLC, DBA SPORTSMAN'S ARMS	active	913 LAKEVILLE STREET	94952	PETALUMA	94	18,849	0.50%
JONES FORT	active	1600 E CYPRESS AVE STE 2,3,4	96002	REDDING	94	17,613	0.53%
SOUTHERN CALIFORNIA GUN	active	4891 CONVOY ST	92111	SAN DIEGO	94	22,448	0.42%
TURNER'S OUTDOORSMAN	active	2523 MOHAWK STREET	93308	BAKERSFIELD	93	12,602	0.74%
BULLSEYE SHOOTING RANGE & FIREARMS STORE	active	1281 ANDERSEN DR STE K	94901	SAN RAFAEL	92	7,080	1.30%
INSIGHT SHOOTING RANGE INC	active	17020 ALBURTIS AVE	90701	ARTESIA	92	7,273	1.26%
M & J GUN TRADE	active	2330 J ST	95815	SACRAMENTO	92	5,581	1.65%
SACRAMENTO BLACK RIFLE INC	inactive	6671 BLUE OAKS BLVD	95765	ROCKLIN	92	14,130	0.65%
BOZARTH INC DBA BAKERSFIELD AMMO AND GUN SALES	inactive	4208 ROSEDALE HWY STE 205	93308	BAKERSFIELD	91	8,072	1.13%
GUN EFFECTS CLOUD 9 FISHING	active	15333 GALE AVENUE	91745	HACIENDA HEIGHTS	91	18,931	0.48%
LOS ANGELES POLICE REVOLVER & ATHLETIC CLUB	active	P O BOX 861148	90086	LOS ANGELES	91	22,607	0.40%
BAIN & DAVIS INC	active	267 S SAN GABRIEL BLVD A/B	91776	SAN GABRIEL	90	7,301	1.23%
PALMDALE PAWNSHOP	active	410 E PALMDALE BLVD	93550	PALMDALE	90	5,744	1.57%
TURNERS OUTDOORSMAN	active	983 E PROSPERITY AVENUE	93274	TULARE	90	12,727	0.71%
CAMARILLO GUN STORE	active	1808 E VENTURA BLVD	93010	CAMARILLO	88	20,649	0.43%
FRESNO FIREARMS LTD	active	6121 N BLACKSTONE	93710	FRESNO	88	4,067	2.16%
PACIFIC MARINE ENGINEERING DBA PRO SPORT CENTER	active	1600 FIFTH ST	95501	EUREKA	88	8,499	1.04%
LAST STAND TACTICAL INC	active	2821 FLORIN RD	95822	SACRAMENTO	87	3,842	2.26%
HIGH BRIDGE ARMS INC	active	3185 MISSION ST	94110	SAN FRANCISCO	86	4,317	1.99%
U S MARINE CORPS EXCHANGE	active	RETAIL DIV BOX 555020 BLDG1108	92055	CAMP PENDLETON	86	14,155	0.61%
MORRIS LEVIN & SON	active	1816 SOUTH K ST	93274	TULARE	85	15,975	0.53%
TIM'S GUN SHOP	active	72128 ADELAID ST STE D	92276	THOUSAND PALMS	85	6,384	1.33%
FORT COURAGE ARMORY	active	1727 E LOS ANGELES AVENUE	93065	SIMI VALLEY	84	17,944	0.47%
JOHN MCCORMICK'S GUNS & AMMO INC	inactive	2711 N BLACKSTONE	93703	FRESNO	84	2,186	3.84%
SWEENEY'S SPORTS	inactive	1537 W IMOLA AVE	94559	NAPA	84	12,730	0.66%

GUSSLER'S	active	9334 DEMPSTER DRIVE	92071	SANTEE	83	21,333	0.39%
ROUTE 66 GUNS & AMMO	active	1581 W MAIN ST A	92311	BARSTOW	83	7,930	1.05%
SAN DIEGO GUNS	active	5995 MISSION GORGE RD STE C	92120	SAN DIEGO	83	10,636	0.78%
SCHMIDT FIREARMS INC	active	808 PINER RD	95403	SANTA ROSA	83	5,543	1.50%
TURNERS OUTDOORSMAN	active	636 W HAMMER LANE	95210	STOCKTON	83	12,662	0.66%
CENTRAL VALLEY GUNS	active	1577 W FRONT ST STE A	93662	SELMA	82	12,873	0.64%
SO CAL SHARPSHOOTER	inactive	1827 W 208TH ST	90501	TORRANCE	82	6,805	1.20%
SACRAMENTO ARMORY	active	6238 GREENBACK LN B	95621	CITRUS HEIGHTS	81	8,183	0.99%
TURNERS OUTDOORSMAN	active	2225 PLAZA PARKWAY SUITE M1-M3	95353	MODESTO	81	17,500	0.46%
EM & M GUNS JEWELRY & LOAN	active	1124 W CHAPMAN AVE	92868	ORANGE	80	11,051	0.72%
MARKSMNSHP CONSULTANTS/CORDOVA SHOOTING CTR	inactive	4202 BORDERLANDS DRIVE	95742	RANCHO CORDOVA	80	9,834	0.81%
MAXIMUM WHOLESALE INC DBA AMMO BROTHERS	active	820 S ROCKEFELLER, UNIT G	91761	ONTARIO	80	14,398	0.56%
RSF	active	2066 MONTECITO DRIVE	91208	GLENDALE	80	8,909	0.90%
CALIFORNIA FINANCIAL SERVICES DBA THE PAWN SHOP	active	1335 YOSEMITE BLVD	95354	MODESTO	78	7,157	1.09%
NOR CAL GUN VAULT LLC	inactive	6761 STANFORD RANCH RD STE A	95677	ROCKLIN	78	12,395	0.63%
SUTTER ORCHARD SUPPLY LP	active	573 BRIDGE ST	95991	YUBA CITY	78	15,147	0.51%
ANNIE'S GET YOUR GUN	active	1338 W 6TH ST	92882	CORONA	77	6,511	1.18%
COYOTE POINT ARMORY	active	341 BEACH RD	94010	BURLINGAME	77	14,051	0.55%
PD GUN SUPPLY & TOOL	active	2053 GLEN OAKS BLVD	91340	SAN FERNANDO	77	9,045	0.85%
29 OUTDOOR GEAR LLC	active	3431 BROADWAY STREET, SUITE A5	94503	AMERICAN CANYON	76	17,178	0.44%
BUCKSPORT SPORTING GOODS, INC	active	3650 BROADWAY	95503	EUREKA	76	5,207	1.46%
AEON TAC INC	active	18261 GALE AVENUE SUITE C	91748	ROWLAND HEIGHTS	75	17,582	0.43%
OUTDOOR WORLD	active	1855 41ST AVE. SUITE F11	95010	CAPITOLA	75	4,647	1.61%
COUNTRY PLEASURES	active	177 N MAIN ST	93257	PORTERVILLE	74	7,842	0.94%
LOCAL GUN SUPPLY (LGS)	active	5209 LAKE ISABELLA BLVD	93240	LAKE ISABELLA	74	5,093	1.45%
BAY AREA GUN VAULT WEST LLC	inactive	363 W. EL CAMINO REAL	94040	MOUNTAIN VIEW	73	17,795	0.41%
SACRAMENTO BLACK RIFLE, INC	active	8095 GREENBACK LANE SUITE B	95610	CITRUS HEIGHTS	73	25,717	0.28%

SOLAR TACTICAL INC	active	6252 PRESTON AVE	94551	LIVERMORE	72	21,639	0.33%
U.S. PATRIOT ARMORY INC.	active	13631 PAWNEE ROAD, SUITE 1	92308	APPLE VALLEY	72	8,791	0.82%
EL CAJON GUN EXCHANGE	active	427 BROADWAY	92021	EL CAJON	71	5,262	1.35%
NOR CAL OUTDOORS, INC DBA NOR CAL GUN VAULT	active	6761 STANFORD RANCH ROAD STE A	95677	ROCKLIN	71	17,943	0.40%
CALIFORNIA POLICE EQUIPMENT	inactive	4151 C EL CAJON BLVD	92105	SAN DIEGO	70	4,910	1.43%
GOODLAND GUNS & SHOOTER SUPPLY	active	5731 HOLLISTER AVE	93117	GOLETA	70	7,470	0.94%
BULLET BARN GUNS	inactive	161 N MOUNTAIN AVE	91786	UPLAND	69	7,050	0.98%
MARSHALL SECURITY TRAINING ACADEMY & RANGE	active	1457 W EL SEGUNDO BLVD	90222	COMPTON	69	1,398	4.94%
AMMO DEPOT INC	active	12181 FOLSOM BLVD STE B	95742	RANCHO CORDOVA	68	12,591	0.54%
BEAR ARMS	active	57205 29 PALMS HWY	92284	YUCCA VALLEY	68	3,936	1.73%
DEL VALLE GUNSMITHING	active	224 A REINDOLLAR AVE	93933	MARINA	68	9,753	0.70%
GUN EXCHANGE OF SAN JOSE INC	inactive	2902 ALMADEN EXPY	95125	SAN JOSE	68	3,523	1.93%
GUNFIGHTER TACTICAL LLC	inactive	7190 MIRAMAR RD #115	92121	SAN DIEGO	68	18,726	0.36%
LOKEY FIREARMS	active	15650 VINEYARD BLVD SUITE C	95037	MORGAN HILL	68	16,833	0.40%
ORANGE COUNTY INDOOR SHOOTING RANGE	active	684 N BERRY ST C	92821	BREA	68	15,836	0.43%
ANNIES GUNS	active	40655 GRIMMER BLVD	94538	FREMONT	66	5,896	1.12%
CALABOOSE II	active	6521 LARCHMONT DR	95660	NORTH HIGHLANDS	66	4,992	1.32%
NORTH COUNTY FIREARMS	active	1440 DESCANSO AVENUE	92069	SAN MARCOS	66	15,203	0.43%
THE GUNS STORE	active	2333 ARDEN WAY	95825	SACRAMENTO	66	4,325	1.53%
WILDE BUILT TACTICAL LLC	active	6045 LAKE MURRAY BLVD	91942	LA MESA	66	11,497	0.57%
AMMO BROTHERS	active	820 S ROCKEFELLER AVE UNIT G	91761	ONTARIO	65	12,290	0.53%
GOLETA VALLEY GUN & SUPPLY LLC	active	5669 CALLE REAL	93117	GOLETA	65	9,047	0.72%
RANGE MASTER	active	P O BOX 24	93456	SANTA MARIA	65	12,763	0.51%
CGA GROUP LLC DBA GUNSLA	active	3906 W BURBANK BLVD	91505	BURBANK	64	12,094	0.53%
SHOOTERS PARADISE	active	1407A COLUSA AVE	95993	YUBA CITY	64	4,620	1.39%
SHOOTERS WAREHOUSE	active	6412 C TUPELO DR	95621	CITRUS HEIGHTS	64	4,091	1.56%
ALPHA OMEGA SWORD	active	929 E MAIN ST	92021	EL CAJON	63	11,485	0.55%

CENCAL TACTICAL	inactive	3525 MITCHELL RD D	95307	CERES	63	5,926	1.06%
DOM'S SURPLUS INC	inactive	1870 FIRST ST	94550	LIVERMORE	63	12,296	0.51%
GET R GUN	active	906 S BROADWAY	93454	SANTA MARIA	63	8,900	0.71%
MONGREL TACTICAL EDC, INC	active	947 6TH STREET	93635	LOS BANOS	63	8,036	0.78%
QUANTICO TACTICAL SUPPLY	inactive	420 S COAST HWY	92054	OCEANSIDE	63	6,275	1.00%
SPORTSMAN'S WAREHOUSE 186	active	10536 TRINITY PARKWAY	95219	STOCKTON	63	20,766	0.30%
TACTICAL DEFENSE SURVIVAL	inactive	4881 GRANITE DR	95677	ROCKLIN	63	5,925	1.06%
TDS GUNS	active	4370 BONITA RD	91902	BONITA	63	3,498	1.80%
BASTIANI ARMS	active	2539 LARKSPUR LN	96002	REDDING	62	12,644	0.49%
BIG HORN SPORTING GOODS	active	6271 PLEASANT VALLEY RD	95623	EL DORADO	61	7,383	0.83%
EUROARMS INC	active	2834 W VALLEY BLVD	91803	ALHAMBRA	61	3,001	2.03%
HIGHLAND PAWN	active	2601 E HIGHLAND AVE	92346	HIGHLAND	61	2,143	2.85%
INLAND 2A	active	6185 MAGNOLIA AVENUE SUITE 247	92506	RIVERSIDE	61	4,580	1.33%
J & G GUNSMITHING INC	active	7680 BARTON RD	95746	GRANITE BAY	61	13,055	0.47%
MAGNUM RANGE INC	inactive	766 S LUGO AVE	92408	SAN BERNARDINO	61	3,747	1.63%
SAFER ARMS INDOOR RANGE & OUTDOOR GEAR	active	2555 DOMINIC DR	95928	CHICO	61	4,878	1.25%
SHOOTERS WAREHOUSE	inactive	9550 MICRON AVE B	95827	SACRAMENTO	61	5,701	1.07%
ZAKS GUNS	active	1906 HOWARD RD	93637	MADERA	61	11,110	0.55%
COACHELLA VALLEY GUNS & TACKLE	active	77622 COUNTRY CLUB DR STE A	92211	PALM DESERT	60	8,707	0.69%
MAJESTIC JEWELRY & LOAN	active	1924 TULARE ST	93721	FRESNO	60	2,156	2.78%
MOSQUITO CREEK OUTFITTERS	active	3000 MOSQUITO RD	95667	PLACERVILLE	59	11,251	0.52%
TAYLOR BEL LLC/RED RIFLE LTD	active	1505 E DEL AMO BLVD	90746	CARSON	59	5,858	1.01%
TURNER'S OUTDOORSMAN	active	38-698B EL VIENTO ROAD	92211	PALM DESERT	59	14,002	0.42%
VALLEY JEWELRY AND LOAN INC	active	1650 VERONA DRIVE	92374	REDLANDS	59	2,079	2.84%
STS GUNS	active	691 E BIDWELL ST	95630	FOLSOM	58	8,272	0.70%
GUNS OF DISTINCTION	active	73360 HWY 111 STE 5 & 6	92260	PALM DESERT	57	5,188	1.10%
FREEDOM ARMS	active	2641 N SUNNY SIDE AVE #103	93727	FRESNO	56	4,097	1.37%
KARLS HARDWARE INC	active	2700 DIAMOND ST	93560	ROSAMOND	56	8,806	0.64%
O C ARMORY	inactive	23012 DEL LAGO DR STE B	92653	LAGUNA HILLS	56	20,158	0.28%
OJAI VALLEY SURPLUS & DISCOUNT	inactive	952 E OJAI AVE	93023	OJAI	56	5,045	1.11%

OLE BOY OUTDOOR INC	active	12556 JOMANI DR STE A	93312	BAKERSFIELD	56	3,363	1.67%
TK FIREARMS	active	1976 E PACIFIC AVE	93274	TULARE	56	11,146	0.50%
GUNS OF SANTA BARBARA	active	691 CAMINO CAMPANA	93111	SANTA BARBARA	55	2,894	1.90%
HIGH DESERT GUNS AND AMMO	active	15885 MAIN ST 220	92345	HESPERIA	55	3,620	1.52%
MR & MRS PET LLC	inactive	17538 MARENGO DR	91748	ROWLAND HEIGHTS	55	5,988	0.92%
RANCHO CORDOVA GUNS & AMMO	active	1951 ZINFANDEL DR	95670	RANCHO CORDOVA	55	5,773	0.95%
SPENCER'S FIREARMS, INC	inactive	14402 HWY 41 STE A	93636	MADERA	55	6,033	0.91%
ELITE ARMORY PLUS, INC	active	7601 W 11TH STREET	95304	TRACY	54	8,425	0.64%
EQUALIZER ORDNANCE	active	6108 PANORAMA DR	93306	BAKERSFIELD	54	6,345	0.85%
LOCK STOCK & BARREL INVESTMENTS	active	94 WEST COCHRAN STREET, UNIT B	93065	SIMI VALLEY	54	17,987	0.30%
PROJECT 2000 SHOOTING RANGE	active	2082 WILLOW GLEN DR	92019	EL CAJON	54	8,217	0.66%
SIERRA GUN SUPPLY	active	552 GRASS VALLEY HWY	95603	AUBURN	54	7,130	0.76%
CALIFORNIA SHOOTING SPORTS, LLC	active	2045 W BRIGGSMORE AVE A9	95350	MODESTO	53	4,535	1.17%
HONEY LAKE FIREARMS	active	600 MAIN ST	96130	SUSANVILLE	53	10,831	0.49%
ROCKLIN ARMORY INC	inactive	4800 GRANITE DRIVE SUITE B3	95677	ROCKLIN	53	13,782	0.38%
RSI TAC LLC DBA RIFLE SUPPLY	active	16371 GOTHARD STREET SUITE G	92647	HUNTINGTON BEACH	53	20,827	0.25%
BRASS & BASS LLC	active	39825 ALTA MURRIETA STE B14,15	92563	MURRIETA	52	11,740	0.44%
SACRAMENTO GUN CLUB LLC	active	9857 HORN RD	95827	SACRAMENTO	52	11,479	0.45%
SHOTGUN JOHNNYS	active	5529 SUNFIELD WAY	95368	SALIDA	52	3,832	1.36%
SUBURBAN ARMORY	active	7850 WHITE LN E271	93309	BAKERSFIELD	52	3,364	1.55%
CHEVRON GAS & GOODIES	active	1076 E RANKIN AVE	93274	TULARE	51	9,477	0.54%
DISCREET DEFENSE	active	P O BOX 574	96080	RED BLUFF	51	6,397	0.80%
TJ NORTH'S	active	313 D ST	95901	MARYSVILLE	51	2,982	1.71%
WIMPEYS PAWN SHOP INC	active	750 W FOOTHILL BLVD	91702	AZUSA	51	3,383	1.51%
CASH LOAN INC	active	230 MILLER AVE	94080	SOUTH SAN FRANCISCO	50	4,855	1.03%
INTEGRITY ARMS	active	906 W LODI AVE	95240	LODI	50	10,138	0.49%
MUSTANG FIREARMS & SPORTING GOODS	active	10893 ALTA ST	95945	GRASS VALLEY	50	10,976	0.46%
SHOOTIN SHACK GUNS	inactive	3443 LAGUNA BLVD STE 116	95758	ELK GROVE	50	6,151	0.81%
FIELD TIME SPORTS AND GUNS	inactive	14542 BEACH BLVD	92683	WESTMINSTER	49	5,353	0.92%

FOUR SEASON'S OUTFITTERS	active	432 HIGUERA ST	93401	SAN LUIS OBISPO	49	12,751	0.38%
BATTLEFIELD ADVENTURES	active	2035 E THOMPSON BLVD	93001	VENTURA	48	6,774	0.71%
LAKESHORE SPORTS	active	18255 VINTAGE CT UNIT C	95461	MIDDLETOWN	48	1,722	2.79%
SHOOTSOCAL LLC DBA SHOOTSOCAL FIREARMS & TRAINING	active	261 E IMPERIAL HIGHWAY #510	92835	FULLERTON	48	9,201	0.52%
STRAIGHTLINE TACTICAL	active	327 S MAGNOLIA AVE	92804	ANAHEIM	48	5,059	0.95%
THE GUNWORKS	inactive	1942 LINDA DR	94523	PLEASANT HILL	48	3,164	1.52%
UG IMPORTS LLC	active	39275 STATE ST 1	94538	FREMONT	48	12,998	0.37%
ARMOR LOAN OFFICE INC	inactive	332 D ST	95901	MARYSVILLE	47	3,062	1.53%
CROSSHAIRS USA LLC	active	3902 PACIFIC COAST HWY STE D	90505	TORRANCE	47	3,783	1.24%
FAITH ARMORY LLC	inactive	27498 W ENTERPRISE CR 2	92590	TEMECULA	47	4,670	1.01%
GRUNDMAN'S SPORTING GOODS INC	active	75 WILDWOOD AVE	95562	RIO DELL	47	7,597	0.62%
STAGE STOP SPORTING GOODS	active	P O BOX 1442	95338	MARIPOSA	47	8,738	0.54%
ALL STATE POLICE EQUIPMENT CO INC	active	P O BOX 40	91711	CLAREMONT	46	15,600	0.29%
SADDLEBACK VALLEY GUN CENTER	active	27601 FORBES ROAD 17	92677	LAGUNA NIGUEL	46	5,859	0.79%
AEGIS TRADING ENTERPRISES,LLC	active	1004 W MAGNOLIA BLVD	91506	BURBANK	45	3,881	1.16%
BAF SPECIALTIES	inactive	33 B COMMERCE PL STE 3	95687	VACAVILLE	45	1,617	2.78%
CONDOR GUN SHOP	active	64895 PIERSON BLVD	92240	DESERT HOT SPRINGS	45	2,128	2.11%
GOLDEN STATE TACTICAL	inactive	4572 CHICAGO AVE	95628	FAIR OAKS	45	9,544	0.47%
GUNS4US INC	active	409 S CHINA LAKE BLVD	93555	RIDGECREST	45	6,436	0.70%
LINCOLN GUN EXCHANGE	active	P O BOX 916	95648	LINCOLN	45	13,108	0.34%
BIG 5 SPORTING GOODS 42	active	P O BOX 92088	90009	LOS ANGELES	44	3,089	1.42%
BIG SHOT OUTDOOR GEAR LLC	active	7550 MIRAMAR RD STE 240	92126	SAN DIEGO	44	4,216	1.04%
ENTREPRISE ARMS INC	inactive	15509 ARROW HWY	91706	BALDWIN PARK	44	2,021	2.18%
KEVIN SMITH	active	259 MORELLO AVE	94553	MARTINEZ	44	6,353	0.69%
LIBERTY FIREARMS & ACCESSORIES LLC	active	P O BOX 1688	93654	REEDLEY	44	3,554	1.24%
SOUTHERN SHOOTERS SUPPLY	active	120 EAST F ST	93561	TEHACHAPI	44	5,728	0.77%
TEN PERCENT FIREARMS	active	1277 KERN ST	93268	TAFT	44	4,758	0.92%

THE RANGE US L.L.C.	active	13235 GRASS VALLEY STE B	95945	GRASS VALLEY	44	12,576	0.35%
ARMY & AIR FORCE EXCHANGE SERVICE/ PALMER	active	483 N AVIATION BLVD BLDG 252	90245	EL SEGUNDO	43	5,452	0.79%
BORDER TACTICAL	active	925 NORTH IMPERIAL AVE	92243	EL CENTRO	43	7,571	0.57%
GILMAY GUNS LLC	inactive	4249 W SHAW AVE STE 102	93722	FRESNO	43	1,487	2.89%
GLADWIN GUNS AND AMMO	active	6493 E OLIVE AVE	95340	MERCED	43	9,837	0.44%
R M B ENTERPRISES	active	913 HANSON COURT	95035	MILPITAS	43	23,809	0.18%
THE FIRING LINE	active	1173 DAYTON AVE #103A	93612	CLOVIS	43	6,404	0.67%
MARIN COUNTY ARMS	inactive	500 ALAMEDA DEL PRADO	94949	NOVATO	42	4,395	0.96%
OLD WEST GUNS	inactive	129 S HACIENDA BLVD	91745	HACIENDA HEIGHTS	42	1,925	2.18%
BRIDGE SPORTSMEN'S CENTER INC	active	1319 SPRING ST, SUITE 102	93446	PASO ROBLES	41	11,019	0.37%
BULLSEYE BISHOP LLC	active	1584 MERIDIAN AVENUE	95125	SAN JOSE	41	10,127	0.40%
KITTLE'S OUTDOOR & SPORT COMPANY	active	888 MARKET ST	95932	COLUSA	41	14,699	0.28%
ONCE A PAWN A TIME	active	712 E BROADWAY	91205	GLENDALE	41	4,173	0.98%
REDLANDS PAWN INC	active	410 N 6TH ST	92373	REDLANDS	41	4,096	1.00%
ACTION GUNS & AMMO SALES	active	2301 VEHICLE DR STE E	95670	RANCHO CORDOVA	40	2,443	1.64%
ARCHIE ZAKARIAN TULARE ACE	active	P O BOX 296	93275	TULARE	40	1,799	2.22%
BERRY CREEK GUNS	active	675 ORO DAM BLVD EAST STE B	95965	OROVILLE	40	2,628	1.52%
BOLSA GUNSMITHING	active	7404 BOLSA AVE	92683	WESTMINSTER	40	11,806	0.34%
BRIAN NUSSBAUM AND ASSOCIATES	active	1020 EDWARDS ROAD	94010	BURLINGAME	40	9,149	0.44%
CAL ARMS	inactive	4451 ONTARIO MILLS PKWY STE F	91764	ONTARIO	40	2,038	1.96%
CHULA VISTA GUN STORE	active	319 BROADWAY AVE	91910	CHULA VISTA	40	6,446	0.62%
INFRINGED INC DBA RED STAR ARMORY	active	443 WEST 4TH STREET	92401	SAN BERNARDINO	40	3,671	1.09%
MCFARLAND FIREARMS	active	30586 ELMO HWY	93250	MC FARLAND	40	3,547	1.13%
RANSBERGER CAL CUSTOMS LLC	active	110 E HAWTHORNE ST	92028	FALLBROOK	40	9,979	0.40%
B-BAR-Y-TRADERS	active	22430 LYONS BALD MOUNTAIN RD	95370	SONORA	39	5,692	0.69%
BRENTWOOD ARMORY	inactive	305 TOWN CENTRE TERRACE STE N	94513	BRENTWOOD	39	3,773	1.03%
EAST VALLEY PAWN	inactive	7427 FIRE OAK DRIVE	92346	HIGHLAND	39	4,260	0.92%

EXOTIC PISTOL GRIPS	active	631 EAST ARROW HIGHWAY UNIT A	91740	GLENDORA	39	6,904	0.56%
FRED ADAM SMITH	inactive	132 N YOSEMITE AVE	95361	OAKDALE	39	6,436	0.61%
HOOK LINE & SINKER	inactive	3100 MAIN ST 260	94561	OAKLEY	39	2,271	1.72%
MARKELL INCORPORATED	active	6119 OLD REDWOOD HWY #B1	95403	SANTA ROSA	39	5,169	0.75%
METAL DOG	inactive	2128 N FIRST ST STE D	95131	SAN JOSE	39	9,253	0.42%
FONTANA JEWELRY AND LOAN	active	P O BOX 8280	92375	REDLANDS	38	1,644	2.31%
K & D GUNSMITHING	active	218 E HIGHLAND AVE STE A	92404	SAN BERNARDINO	38	1,731	2.20%
SURVIVAL INSTINCT	inactive	3346 MATHER FIELD RD	95670	RANCHO CORDOVA	38	2,796	1.36%
TURNERS OUTDOORSMAN	active	26613 BOUQUET CANYON ROAD	91350	SANTA CLARITA	38	21,342	0.18%
US TACTICAL AND SPORTING ARMS	inactive	2135 WHITENDALE ST	93277	VISALIA	38	2,245	1.69%
ELITE FIREARMS UNLTD	active	28142 CAMINO CAPISTRANO 104	92677	LAGUNA NIGUEL	37	4,538	0.82%
FOOTHILL FIREARM SUPPLY LLC	active	845 N STATE HWY 49/88	95642	JACKSON	37	9,046	0.41%
FULL SPECTRUM FIREARMS LLC	active	4708 N MARTY	93722	FRESNO	37	5,097	0.73%
SECURITY SIX	active	22698 MISSION BLVD	94541	HAYWARD	37	1,918	1.93%
VICTOR VALLEY SHOOTERS	inactive	12180 RIDGECREST RD STE 532	92395	VICTORVILLE	37	1,595	2.32%
ARSENAL LOGISTICS USA/DBA WEST COAST AMMO	inactive	41892 ENTERPRISE CIR S STE B	92590	TEMECULA	36	6,031	0.60%
ATASCADERO FIREARMS	active	8850 MORRO RD	93422	ATASCADERO	36	3,815	0.94%
CROSSHAIRS GUN STORE	active	3902 PACIFIC COAST HWY, STE D	90505	TORRANCE	36	4,142	0.87%
FAR WEST GUN & SUPPLY #1	inactive	2009 STATE ST	93105	SANTA BARBARA	36	1,879	1.92%
FIREARMS ACADEMY	active	623 N MAIN STREET SUITE D8	92880	CORONA	36	2,054	1.75%
MIL SPEC ARMORY INC	inactive	1584 MERIDIAN AVE	95125	SAN JOSE	36	4,782	0.75%
ON TARGET ARMS	active	2120 D COLLEGE AVE	95350	MODESTO	36	7,337	0.49%
SPORTSMANS SUPPLY INC	active	1536 CAMDEN AVENUE	95008	CAMPBELL	36	11,940	0.30%
TULARE POOL SUPPLY INC	inactive	1161 N CHERRY ST	93274	TULARE	36	2,142	1.68%
VC DEFENSE	active	3166 E THOUSAND OAKS BLVD	91362	THOUSAND OAKS	36	11,075	0.33%
CENTER MASS SHOOTING RANGE	active	27 COMMERCE PL	95687	VACAVILLE	35	2,625	1.33%
DIAMOND JEWELRY AND LOAN INC	active	P O BOX 1816	93456	SANTA MARIA	35	3,076	1.14%

PARALLAX TACTICAL LLC	inactive	9030 CARROLL WAY SUITE 3	92121	SAN DIEGO	35	7,990	0.44%
RED SEAL ARMS	active	102 N ASHWOOD AVE	93003	VENTURA	35	2,256	1.55%
SPORTSMAN'S WAREHOUSE #197	active	5491 LONE TREE WAY	94513	BRENTWOOD	35	16,539	0.21%
STEELWATER FIREARMS	active	41750 WINCHESTER RD STE L	92590	TEMECULA	35	2,905	1.20%
BEAUMONT SAFE AND LOCK FIREARMS	active	1663 E 6TH STREET UNIT A	92223	BEAUMONT	34	7,080	0.48%
GRACIE NUNEZ & COMPANY LLC	active	1623 12TH STREET	93654	REEDLEY	34	3,486	0.98%
HIGH DESERT SPORTING ARMS	active	1747 EAST AVENUE Q UNIT B-6	93550	PALMDALE	34	4,042	0.84%
RAY FRANCIS COX	active	2705 DEER TRAIL CT	93306	BAKERSFIELD	34	4,585	0.74%
SHOOTER'S PARADISE OF YUBA CITY	active	1407A COLUSA HWY	95993	YUBA CITY	34	6,403	0.53%
THE GUN SHOP	active	510 BROADWAY	92243	EL CENTRO	34	5,292	0.64%
BEALE MAIN STORE	active	17600 25TH ST BLDG 2434	95903	BEALE AFB	33	6,936	0.48%
SHAFTER SHOOTIN IRONS & SUCH	active	18405 POPLAR AVE	93263	SHAFTER	33	2,758	1.20%
SOUTHERN CALIFORNIA GUN	inactive	4891 CONVOY ST	92111	SAN DIEGO	33	2,605	1.27%
US FIREARMS COMPANY	active	590 S MARY AVE	94086	SUNNYVALE	33	5,519	0.60%
WEST COAST AMMO	inactive	41892 ENTERPRISE CIR SO STE B	92590	TEMECULA	33	7,119	0.46%
ACES JEWELRY AND LOAN INC	active	P O BOX 7793	92375	REDLANDS	32	6,850	0.47%
BEEBE FAMILY ARMS & MUNITIONS	active	1032 S MAIN AVENUE	92028	FALLBROOK	32	5,749	0.56%
EDWARDS MAIN EXCHANGE	active	240 W FITZGERALD	93524	EDWARDS	32	6,897	0.46%
FIREARMS UNKNOWN	active	1906 OCEANSIDE BLVD SUITE K	92054	OCEANSIDE	32	4,407	0.73%
IRVINGTON ARMS	inactive	40927 GRIMMER BLVD	94538	FREMONT	32	1,308	2.45%
J W GUNS & ACCESSORIES	inactive	250 IOWA	92507	RIVERSIDE	32	2,302	1.39%
LODI GUNS	active	906 W LODI AVE	95240	LODI	32	3,226	0.99%
OTHTREE TACTICAL	active	73749 29 PALMS HWY	92277	TWENTYNINE PALMS	32	3,641	0.88%
RANCHO MAGNUM RANGE	active	9049 9TH ST	91730	RANCHO CUCAMONGA	32	3,903	0.82%
SANTA FE GUN GALERIA	active	39553 N SIERRA HWY, STE C	93550	PALMDALE	32	1,494	2.14%
SPORTSMAN'S WAREHOUSE 184	active	3456 BROADWAY	95503	EUREKA	32	10,430	0.31%
THE HUNTERS BLIND	active	671 MALTMAN DRIVE STE 1	95945	GRASS VALLEY	32	5,241	0.61%

ARMY NAVY STORE	active	131 S GLASSELL ST	92866	ORANGE	31	3,290	0.94%
BLACK DOG ARMORY	active	40655 GRIMMER BLVD	94538	FREMONT	31	8,317	0.37%
DEAD ON FIREARMS	active	3535 BEDFORD PL	93455	SANTA MARIA	31	4,301	0.72%
LAKE COUNTY GUNS	inactive	422 S MAIN STREET	95453	LAKEPORT	31	4,258	0.73%
PARADISE SPORTING GOODS	active	815 D ELLIOTT RD	95969	PARADISE	31	2,497	1.24%
PERRYS SPORTING GOODS	active	4654 SCOTTS VLY DR BOX 7 STE 2	95066	SCOTTS VALLEY	31	6,670	0.46%
TACTI-COOL GUNS & GEAR INC	active	2004 PREISKER LN STE I	93454	SANTA MARIA	31	4,694	0.66%
FAIRFIELD PAWN	inactive	1460 W TEXAS ST	94533	FAIRFIELD	30	4,695	0.64%
GOLDEN GATE GUNS INC	inactive	360 EL CAMINO REAL	94066	SAN BRUNO	30	1,145	2.62%
HIGH IMPACT TACTICAL FIREARMS	active	1810 W FOOTHILL BLVD #A	91786	UPLAND	30	3,705	0.81%
INDEPENDENCE GUNS & AMMO	active	56158 TWENTYNINE PALMS HWY	92284	YUCCA VALLEY	30	4,154	0.72%
NORMAN HANSON FIREARMS LLC	active	20358 VALLEY BLVD	93561	TEHACHAPI	30	4,715	0.64%
ORANGE COAST AUCTIONS	active	1501 N RAYMOND AVE SUITE B	92801	ANAHEIM	30	14,439	0.21%
SPORTSMAN'S WAREHOUSE #198	active	2585 TUSCANY STREET	92881	CORONA	30	17,252	0.17%
BOB'S HUMBOLDT PAWNDAMONIUM	active	2416 S BROADWAY	95501	EUREKA	29	1,123	2.58%
SANTA CRUZ ARMORY	inactive	10 CAMP EVERS LN	95066	SCOTTS VALLEY	29	4,191	0.69%
SOLANOS ALPINE HARDWARE	active	P O BOX 870	96094	WEED	29	5,814	0.50%
WD'S GUN EXCHANGE	inactive	1014S WESTLAKE BLVD STE 14-134	91361	WESTLAKE VILLAGE	29	2,387	1.21%
WE THE PEOPLE FIREARMS AND ACCESSORIES	inactive	725 POLLASKY AVE 109	93612	CLOVIS	29	1,938	1.50%
DICK'S SPORTING GOODS INC	active	14500 BEAR VALLEY RD	92392	VICTORVILLE	28	2,812	1.00%
HALFCKOCKED GUNSMITHING AND FIREARMS	active	375 WOODWORTH AVE., SUITE 101A	93612	CLOVIS	28	7,118	0.39%
HUMBOLDT BAY TRADING COMPANY	active	1435 FIFTH ST	95501	EUREKA	28	3,131	0.89%
MOUNT STAR INC	inactive	121 E WHITTIER BLVD UNIT H	90640	MONTEBELLO	28	1,256	2.23%
ROGER'S RELICS	active	645 CLARA VISTA AVE	95050	SANTA CLARA	28	5,096	0.55%
ROWLAND SPORTING GOODS, INC	active	1725 S NOGALES STREET #108	91748	ROWLAND HEIGHTS	28	7,176	0.39%
SACRAMENTO BLACK RIFLE	inactive	6671 BLUE OAKS BLVD STE 2	95765	ROCKLIN	28	2,571	1.09%
AMMUNITION SUPPLY POINT SOLANO	inactive	630 ORANGE DR STE C	95687	VACAVILLE	27	2,264	1.19%

BEAUMONT SHOOTING RANGE, INC	active	877 W 4TH ST UNIT D	92223	BEAUMONT	27	2,560	1.05%
BIG 5 SPORTING GOODS 112	active	P O BOX 92088	90009	LOS ANGELES	27	2,911	0.93%
BIG 5 SPORTING GOODS 36	active	P O BOX 92088	90009	LOS ANGELES	27	1,639	1.65%
BIG 5 SPORTING GOODS 50	active	P O BOX 92088	90009	LOS ANGELES	27	2,104	1.28%
CALIFORNIA TACTICAL LLC	active	1611 A DOUGLAS BLVD	95661	ROSEVILLE	27	3,271	0.83%
DARIN'S GUN EXCHANGE	active	950 RANDOLPH ST	94559	NAPA	27	2,321	1.16%
ELSINORE PAWN INC.	active	16655 LAKESHORE DR.	92530	LAKE ELSINORE	27	4,250	0.64%
GUYS, GALS & GUNS	active	PO BOX 1511	95252	VALLEY SPRINGS	27	2,358	1.15%
KINGS GUN CENTER	inactive	520 W LACEY #6	93230	HANFORD	27	3,408	0.79%
MILITARY SUPPLIES & EQUIPMENT INC	active	18768 US HWY18 #180	92307	APPLE VALLEY	27	1,641	1.65%
OMNI EQUIPMENT SOLUTIONS, INC	inactive	4855 RUFFNER STREET, SUITE D1	92111	SAN DIEGO	27	6,339	0.43%
SHELL'S SPORTS	active	14775 HOSKINS AVE	95315	DELHI	27	1,132	2.39%
THE FIRING PIN	active	10902 GRAND AVE E	91780	TEMPLE CITY	27	8,105	0.33%
WANNEYS FIREARMS & GUNSMITHING	active	5525 SOUTH ST	90713	LAKEWOOD	27	5,517	0.49%
AAFES	active	PO BOX 10339	92310	FORT IRWIN	26	3,214	0.81%
BIG 5 SPORTING GOODS 40	active	P O BOX 92088	90009	LOS ANGELES	26	3,206	0.81%
BIG 5 SPORTING GOODS 417	active	P O BOX 92088	90009	LOS ANGELES	26	1,760	1.48%
CAPITAL GUN CLUB	active	2001 OPPORTUNITY DR	95678	ROSEVILLE	26	1,865	1.39%
J & K MUSTANG	inactive	4944 DATE	95841	SACRAMENTO	26	769	3.38%
KILROY'S	inactive	P O BOX 780	95691	WEST SACRAMENTO	26	6,974	0.37%
LR STONES	active	5436 N TAHAN AVENUE	93711	FRESNO	26	2,170	1.20%
MIKE'S CUSTOM	active	4519 WHITEGATE AVE	93313	BAKERSFIELD	26	3,362	0.77%
ORTIZ'S	inactive	540 SOLEDAD ST	93960	SOLEDAD	26	2,797	0.93%
OSCAR'S GUNWORKS, INC	active	267 S.SAN GABRIEL BLVD STE A-B	91776	SAN GABRIEL	26	3,422	0.76%
PRIVATE SECURITY TRAINING CENTER	active	699 N ARROWHEAD AVE STE 102	92401	SAN BERNARDINO	26	453	5.74%
SELECT FIRE GROUP DBA AMMO DOGS	inactive	7256 N KYMBER DRIVE	93722	FRESNO	26	3,751	0.69%
THE VAULT AV LLC	inactive	42035 12TH ST WEST SUITE 104	93534	LANCASTER	26	5,424	0.48%
THEODORE WILLIAM STOCKLI	active	129 12TH ST	94590	VALLEJO	26	1,892	1.37%
2ND AMENDMENT ZONE, INC	active	750 N. MOUNTAIN AVENUE #C-D	91786	UPLAND	25	17,819	0.14%
A & A FIREARMS	active	5030 N MAROA AVE	93704	FRESNO	25	1,144	2.19%

BIG 5 SPORTING GOODS 189	active	P O BOX 92088	90009	LOS ANGELES	25	1,368	1.83%
EDDY'S SHOOTING SPORTS	active	400 MOFFETT BLVD STE F	94043	MOUNTAIN VIEW	25	9,663	0.26%
EVANS GUNSMITHING	active	1637 N BRIAN	92867	ORANGE	25	3,109	0.80%
FOWLER SPORTING GOODS, LLC	active	358 S TUSTIN STREET	92866	ORANGE	25	12,488	0.20%
HILLCREST PAWNBROKERS	active	3748 6TH AVE	92103	SAN DIEGO	25	3,740	0.67%
ORANGE COUNTY FIREARMS	inactive	17150 NEWHOPE ST STE 609	92708	FOUNTAIN VALLEY	25	8,570	0.29%
ORANGE PAWN SHOP	active	829 N TUSTIN ST	92867	ORANGE	25	2,058	1.21%
WHITTEN SALES	active	12812 VALLEY VIEW ST SUITE 13	92845	GARDEN GROVE	25	6,919	0.36%
ANGELES ARMORY, INC	active	12651 LITTLE TUJUNGA CANYON RD	91342	SYLMAR	24	11,021	0.22%
BANNING PAWN	inactive	6350 W RAMSEY G	92220	BANNING	24	1,229	1.95%
BIG 5 SPORTING GOODS 52	active	P O BOX 92088	90009	LOS ANGELES	24	2,134	1.12%
BIG 5 SPORTING GOODS 60	active	P O BOX 92088	90009	LOS ANGELES	24	1,700	1.41%
BIG 5 SPORTING GOODS 66	active	P O BOX 92088	90009	LOS ANGELES	24	1,287	1.86%
FOOTHILL FIREARMS	inactive	213 TAYLOR RD	95658	NEWCASTLE	24	10,669	0.22%
INDEPENDENCE GUNS & AMMO	active	8205 KEATS AVE	92284	YUCCA VALLEY	24	1,387	1.73%
JIM'S TRADING POST	active	6741 N CEDAR AVENUE	93710	FRESNO	24	5,136	0.47%
KERLEY'S HUNTING AND OUTFITTING	inactive	20301 STEVENS CREEK BLVD	95014	CUPERTINO	24	5,407	0.44%
KNIGHTS TACTICAL INC	active	904 CAMINO CONCORDIA	93010	CAMARILLO	24	3,610	0.66%
MAIN EXCHANGE BLDG 1502	active	MARINE CORP EXCHANGE BLDG 1502	92278	TWENTYNINE PALMS	24	6,235	0.38%
NEWTOWN FIREARMS	inactive	4180 FORT JIM RD	95667	PLACERVILLE	24	1,942	1.24%
RED BLUFF SPORTING GOODS	active	501 MADISON ST	96080	RED BLUFF	24	6,631	0.36%
REDDING INDOOR SHOOTING RANGE	active	4765 CATERPILLAR RD	96003	REDDING	24	4,743	0.51%
SEMPER FI MFG INC	inactive	5755 VALENTINE RD STE 203	93003	VENTURA	24	1,843	1.30%
THE ARMORY	active	1044 G STREET	93654	REEDLEY	24	1,451	1.65%
WILDWOOD SAW INC	active	908 S FORTUNA BLVD	95540	FORTUNA	24	3,230	0.74%
AL'S GUNS AND GEAR	active	1338 W 6TH STREET	92882	CORONA	23	3,883	0.59%
ARMORY OUTPOST	inactive	P O BOX 1486	95763	FOLSOM	23	5,455	0.42%
BOB'S GUN SHOP	active	13971 JACKSON AVE	93230	HANFORD	23	4,657	0.49%
CAMARILLO SHOOTER'S SUPPLY	active	1808 E VENTURA BLVD	93010	CAMARILLO	23	2,300	1.00%

CCE GUNS AND ACCESSORIES	inactive	18355 OUTER HWY 18 STE D	92307	APPLE VALLEY	23	1,192	1.93%
CHUKCHANSI SPORTMENS DEN INC	active	40396 HWY 41 STE F	93644	OAKHURST	23	2,523	0.91%
CW ENTERPRISES	active	1370 WAGSTAFF RD	95969	PARADISE	23	3,435	0.67%
EAGLE LOAN	active	212 HARDING BLVD SUITE J	95678	ROSEVILLE	23	4,748	0.48%
FAR WEST GUNS LLC	active	2009 STATE ST	93105	SANTA BARBARA	23	4,116	0.56%
LITTLE JOHN'S INC	inactive	1740 W LA VETA	92868	ORANGE	23	12,197	0.19%
MAINE PAWN SHOP INC	active	4129 N MAINE AVE	91706	BALDWIN PARK	23	1,767	1.30%
MK ULTRA ARMS/MK ULTRA ARMORY	inactive	7400 DISTRICT BLVD SUITE A	93313	BAKERSFIELD	23	1,136	2.02%
MOUNT PLEASANT ARMS	active	2275 MOUNT PLEASANT RD	95148	SAN JOSE	23	9,905	0.23%
OMG TACTICAL ARMORY	inactive	1764 SUNNYDALE AVE	93065	SIMI VALLEY	23	4,424	0.52%
AIRCO INTERNATIONAL	active	5212 BOLSA AVE UNIT 3	92649	HUNTINGTON BEACH	22	5,109	0.43%
BIG 5 SPORTING GOODS 158	active	P O BOX 92088	90009	LOS ANGELES	22	1,521	1.45%
BRENTWOOD RIFLE AND PISTOL	inactive	305 TOWN CENTRE TER STE N&O	94513	BRENTWOOD	22	3,082	0.71%
CENTRAL VALLEY ARMS LLC	active	840 6TH ST	93635	LOS BANOS	22	2,411	0.91%
CHUCK'S GUNS	active	1421 SACRAMENTO ST	94590	VALLEJO	22	2,601	0.85%
CUSTOM CASTING	inactive	1942 LINDA DR	94523	PLEASANT HILL	22	1,253	1.76%
DICK'S SPORTING GOODS INC 697	active	9300 ROSEDALE HWY	93312	BAKERSFIELD	22	3,663	0.60%
FLESHER'S FIREARMS	active	15885 MAIN STREET #220	92345	HESPERIA	22	3,253	0.68%
LEFT COAST TACTICAL	active	3346 MATHER FIELD ROAD	95670	RANCHO CORDOVA	22	2,746	0.80%
MOTOR SPORT IMAGE & PERFORMANCE	inactive	812 ATLANTIC ST STE A	95678	ROSEVILLE	22	2,177	1.01%
NIELSEN ARMS	active	9745 ARLETA AVENUE	91331	PACOIMA	22	2,050	1.07%
SHOOTERS WAREHOUSE & SUPPLY	active	922 SHEPPARD CT STE A	95361	OAKDALE	22	5,283	0.42%
SIERRA GUN EXCHANGE	active	4100 CAMERON PARK DR STE 109	95682	SHINGLE SPRINGS	22	6,946	0.32%
SPORTSMAN'S WAREHOUSE #192	active	111 RANCH DRIVE	95035	MILPITAS	22	6,003	0.37%
SPORTSMANS GUN ROOM INC	active	3125 PENRYN RD 360	95663	PENRYN	22	2,611	0.84%
SUPER SPECTRUM	active	2666 CALLE MANZANO	91360	THOUSAND OAKS	22	6,564	0.34%
TITAN SPORTING GROUP	active	1401 N BATAVIA ST, SUITE 112	92867	ORANGE	22	4,682	0.47%
TURNER'S OUTDOORSMAN	active	12556 JOMANI DRIVE SUITE A	93312	BAKERSFIELD	22	6,212	0.35%

ASK DEFENSIVE TRAINING CO.	active	1399 WEST COLTON AVE. #6	92374	REDLANDS	21	6,471	0.32%
BIG 5 SPORTING GOODS 146	active	P O BOX 92088	90009	LOS ANGELES	21	979	2.15%
BIG 5 SPORTING GOODS 45	active	P O BOX 92088	90009	LOS ANGELES	21	2,699	0.78%
BIG 5 SPORTING GOODS 49	active	P O BOX 92088	90009	LOS ANGELES	21	1,402	1.50%
CWS CLEAR WATER SPORTS INC	inactive	7750 PALM AVE STE E & F	92346	HIGHLAND	21	1,197	1.75%
DICK'S SPORTING GOODS INC	active	1223 NORTH DAVIS	93907	SALINAS	21	2,160	0.97%
GUNS AMMO AND ACCESSORIES INC	active	11324 GREENWOOD WY	91762	ONTARIO	21	2,158	0.97%
J & K GUNS & STUFF	active	916 MAIN ST	96130	SUSANVILLE	21	6,115	0.34%
LAGUNA GUNS AND ACCESSORIES	active	2220 KAUSEN DR	95758	ELK GROVE	21	1,470	1.43%
LINCOLN PAWN SHOP	active	2673 W LINCOLN AVE	92801	ANAHEIM	21	2,034	1.03%
PARADISE PAWN INC	active	1700 L STREET	95811	SACRAMENTO	21	3,013	0.70%
PINNACLE SENSORS, INC.	active	13415 5TH STREET, SUITE A	91710	CHINO	21	3,248	0.65%
RICHARDSON TACTICAL, LLC	inactive	1984 NATIONAL AVENUE	94545	HAYWARD	21	3,393	0.62%
RICK'S DIVING LOCKER INC	active	945-L W VALLEY PKWY	92025	ESCONDIDO	21	3,156	0.67%
SCHMIDT'S GUNS	active	30 BERNICE CT	95023	HOLLISTER	21	1,354	1.55%
STICK2YOURGUNS	active	5201 CARLSON PARK DR STE 5	95521	ARCATA	21	5,198	0.40%
AMBROSE ARMORY	active	1429 INDUSTRIAL AVENUE	92029	ESCONDIDO	20	3,288	0.61%
BIG 5 SPORTING GOODS 461	active	PO BOX 92088	90009	LOS ANGELES	20	1,703	1.17%
BIG 5 SPORTING GOODS 65	active	P O BOX 92088	90009	LOS ANGELES	20	986	2.03%
BRIGHT SPOT PAWN INC	inactive	9075 MISSION BLVD	92509	JURUPA VALLEY	20	643	3.11%
BROOKS ARMS AND AMMO	active	1297 SPRAGUE ST	95336	MANTECA	20	3,574	0.56%
EMPOWERED FIREARMS AND TRAINING INC	active	249 S INDIANA AVE	92084	VISTA	20	3,973	0.50%
EWG GUNS INC	active	5959 HORSESHOE BAR RD	95650	LOOMIS	20	4,240	0.47%
JUM PAWN IT	active	6542 GREENLEAF	90601	WHITTIER	20	1,379	1.45%
JUM-PAWN-IT	active	6542 MAGNOLIA AVENUE	92506	RIVERSIDE	20	1,640	1.22%
KRAUSEWERK	active	P O BOX 6061	94403	SAN MATEO	20	3,570	0.56%
REAGANS SPORTING GOODS	active	963 NORTH MAIN ST	93514	BISHOP	20	6,367	0.31%

THE OUTDOORSMAN	active	1402 E GRAND AVENUE, SUITE B	93420	ARROYO GRANDE	20	8,075	0.25%
TULARE PAWN AND JEWELRY	active	110 SOUTH K STREET	93274	TULARE	20	1,399	1.43%
W T FIREARMS	active	26740 OAK AVE UNIT C	91351	CANYON COUNTRY	20	4,591	0.44%
WALSER'S	active	23520 TELO AVENUE, SUITE 1	90505	TORRANCE	20	3,943	0.51%
ARLINGTON FIREARMS	inactive	P O BOX 397	95713	COLFAX	19	387	4.91%
BAKERSFIELD'S BEST PAWN	active	601 CHESTER AVE	93301	BAKERSFIELD	19	992	1.92%
BIG 5 SPORTING GOODS 78	active	P O BOX 92088	90009	LOS ANGELES	19	1,296	1.47%
BOVI INC DBA GET R GUN	active	322 N. H STREET #A	93436	LOMPOC	19	1,583	1.20%
CITRUS JEWELRY & LOAN INC DBA JUM-PAWN-IT	active	1991 MENTONE BLVD	92359	MENTONE	19	2,991	0.64%
CLOVIS OLD WEST ARMS	active	520 CLOVIS AVE STE B	93611	CLOVIS	19	3,013	0.63%
DEAN'S COINS AND PAWNING	active	2325 E MCKINLEY	93703	FRESNO	19	2,502	0.76%
DEPUTY SHERIFFS ASSOCIATION OF SAN DIEGO	active	13881 DANIELSON ST	92064	POWAY	19	8,127	0.23%
DICK'S SPORTING GOODS INC	active	3637 S MOONEY BLVD	93277	VISALIA	19	4,157	0.46%
EXETER MERCANTILE COMPANY	active	P O BOX 67	93221	EXETER	19	3,330	0.57%
FIRST DEFENSE FIREARMS	active	1191 LOS OSOS VALLEY RD	93402	LOS OSOS	19	7,945	0.24%
G4 FIREARMS	active	428 LARKFIELD CENTER	95403	SANTA ROSA	19	3,702	0.51%
GLASER ARMS	active	252 HONEYSUCKLE STREET	94513	BRENTWOOD	19	8,157	0.23%
HOFFMEYERS	active	14344 HIGHLAND DR	95945	GRASS VALLEY	19	1,654	1.15%
INDEPENDENCE ARMORY	inactive	501 LAKEVILLE ST STE D	94952	PETALUMA	19	1,918	0.99%
KIWI'S CUSTOM GUNS, INC DBA KCG	active	3332 SANTA FE STREET	95367	RIVERBANK	19	5,498	0.35%
LING SPORTS	active	3059 S HACIENDA BLVD	91745	HACIENDA HEIGHTS	19	3,053	0.62%
MARIN FIREARMS RETAIL, INC	active	500 ALAMEDA DEL PRADO	94949	NOVATO	19	5,290	0.36%
MARKELL, INC	active	6119 OLD REDWOOD HWY #B1	95403	SANTA ROSA	19	3,358	0.57%
MODOC WIRELESS	active	20645 GAS POINT ROAD	96022	COTTONWOOD	19	5,304	0.36%
OLD WEST SHOOTERY & SUPPLY	inactive	1327 5TH ST	95501	EUREKA	19	847	2.24%
ORO JEWELRY AND LOAN	active	1827 OROVILLE DAM BLVD	95966	OROVILLE	19	2,649	0.72%

ROOSTER'S FIREARMS INC	active	98 SOUTH MAIN STREET B2	93465	TEMPLETON	19	14,791	0.13%
THE GENERALS TRADING POST	active	2530 E MAIN STREET	93292	VISALIA	19	3,053	0.62%
TIMONEY'S	active	1634 BARTRAM WY	92019	EL CAJON	19	3,671	0.52%
UNCLE ED'S OUTFITTERS	active	7425 EL CAMINO REAL STE O	93422	ATASCADERO	19	4,629	0.41%
ADAMSON POLICE PRODUCTS	active	10764 NOEL ST	90720	LOS ALAMITOS	18	6,670	0.27%
BERRY CREEK GUNS	inactive	675 ORO DAM BLVD B	95965	OROVILLE	18	802	2.24%
BIG 5 SPORTING GOODS 106	active	P O BOX 92088	90009	LOS ANGELES	18	1,938	0.93%
BIG 5 SPORTING GOODS 272	active	P O BOX 92088	90009	LOS ANGELES	18	1,688	1.07%
BIG 5 SPORTING GOODS 292	active	P O BOX 92088	90009	LOS ANGELES	18	1,040	1.73%
BIG 5 SPORTING GOODS 32	active	P O BOX 92088	90009	LOS ANGELES	18	2,091	0.86%
CROSSHAIRS GUN STORE	active	3902 PACIFIC COAST HWY SUITE D	90505	TORRANCE	18	8,303	0.22%
ELITE FIREARMS ANNEX	active	990 B NORTH TUSTIN ST	92867	ORANGE	18	2,106	0.85%
FREESTYLE SPORTING GOODS	active	7401 QUAILWOOD DRIVE APT C	93309	BAKERSFIELD	18	930	1.94%
FXP FIREARMS AMMUNITION AND GUN REPAIR	active	3 MARY JO PLACE	95965	OROVILLE	18	3,192	0.56%
GOOD2GO FIREARMS, LLC	inactive	7509 N WILLOW AVE STE 104	93720	FRESNO	18	3,472	0.52%
GREAT OUTDOORS LLC	inactive	2971 CHURN CREEK RD	96002	REDDING	18	745	2.42%
H & N GLOBAL INC	active	6291 N BLACKSTONE AVE	93710	FRESNO	18	1,005	1.79%
J AND L GUNS N STUFF, INC DBA GUNS N STUFF	active	5147 MADISON AVENUE	95841	SACRAMENTO	18	2,331	0.77%
JEPSON'S GUNS AND AMMO	active	34940 YUCAIPA BLVD	92399	YUCAIPA	18	5,385	0.33%
PAULS GUNS	active	4859 UNION ST	95503	EUREKA	18	2,382	0.76%
PIXLEY AUTO PARTS & FARM SUPPLY INC	active	P O BOX 576	93256	PIXLEY	18	4,239	0.42%
PRECISION ARMS	active	250 W CREST ST STE C	92025	ESCONDIDO	18	3,526	0.51%
PRK ARMS INC	active	1401 N CLOVIS AVE STE 101	93727	FRESNO	18	2,450	0.73%
REAL WORLD SHOOTING	active	15617 GRAHAM STREET	92649	HUNTINGTON BEACH	18	5,843	0.31%
RIGHT TO BEAR LLC	active	2560 ALPINE BLVD STE 2	91901	ALPINE	18	6,571	0.27%
SAN JOSE GUN TRADER	inactive	1335 COLEMAN AVE	95050	SANTA CLARA	18	1,653	1.09%
SMALLEYS WHOLESALE INC	inactive	584 HI TECH PKWY	95361	OAKDALE	18	1,187	1.52%

THE AMMO DUMP	active	4040 EASTON DR 1	93309	BAKERSFIELD	18	1,575	1.14%
THE TACKLE BOX	active	379 E PARK AVE	95928	CHICO	18	1,681	1.07%
WHOLESALE GUNS	active	10769 WOODSIDE AVE 206	92071	SANTEE	18	1,754	1.03%
AEON TAC LLC	active	13576 HARBOR BLVD B7	92843	GARDEN GROVE	17	4,529	0.38%
BIG 5 SPORTING GOODS 100	active	P O BOX 92088	90009	LOS ANGELES	17	1,774	0.96%
BIG 5 SPORTING GOODS 159	active	P O BOX 92088	90009	LOS ANGELES	17	2,411	0.71%
BROWNS SPORTING GOODS	active	797 REDWOOD DR	95542	GARBERVILLE	17	865	1.97%
COAST HARDWARE	active	101 EAST BARBARA LANE	95490	WILLITS	17	1,726	0.98%
COBRA TACTICAL INC	active	28910 AVENUE PENN UNIT 210	91355	VALENCIA	17	10,649	0.16%
CODE 3 INDUSTRIES INC/EMERGENCY EQUIPMENT ENGINE	inactive	4304 TWAIN AVE	92120	SAN DIEGO	17	3,141	0.54%
COYOTE POINT ARMORY	active	P O BOX 1631	95457	LOWER LAKE	17	3,057	0.56%
DICK'S SPORTING GOODS INC	active	231 W ESPLANDE DR	93030	OXNARD	17	1,826	0.93%
DICK'S SPORTING GOODS INC	active	1225 HERNDON AVE	93612	CLOVIS	17	3,122	0.54%
DIGITAL INSTINCTS	inactive	1101 REED AVE UNIT B	94086	SUNNYVALE	17	3,907	0.44%
ECLIPSE FIREARMS AND TRAINING LLC	active	745 W PACHECO BLVD SUITE 2	93635	LOS BANOS	17	3,028	0.56%
FIREARMS UNKNOWN	active	416 NATIONAL CITY BLVD UNIT A	91950	NATIONAL CITY	17	2,096	0.81%
GLOCKSTORE	inactive	4770 RUFFNER STREET	92111	SAN DIEGO	17	6,657	0.26%
GREEN VALLEY FARM SUPPLY INC	active	P O BOX 950	93926	GONZALES	17	2,081	0.82%
JEFFS SPORTING GOODS	active	865 E LAS TUNAS DR	91776	SAN GABRIEL	17	1,645	1.03%
LOCKEFORD JEWELRY AND LOAN	inactive	P O BOX 197	95237	LOCKEFORD	17	3,234	0.53%
LODI PAWN JEWELRY & LOAN	active	330 W LODI AVE STE F	95240	LODI	17	629	2.70%
MARK STEIN INNOVATIONS DBA MSI GUNS	active	1250 PLUMBER WAY, SUITE A	95678	ROSEVILLE	17	2,629	0.65%
PETALUMA GUN & RELOADING SUPPLY	active	620 PETALUMA BLVD, STE D	94952	PETALUMA	17	3,271	0.52%
SETTERARMS LLC	inactive	2065 N BROADWAY, SUITE 202	94596	WALNUT CREEK	17	1,675	1.01%
TABOR'S SHOOTERS SUPPLY INC	inactive	471 EL CAMINO REAL	94066	SAN BRUNO	17	1,023	1.66%
UKIAH GUN SHOP LLC	active	1030 NORTH STATE STREET	95482	UKIAH	17	2,132	0.80%
A HIGHER CALIBER	active	5707 ROSCOMARE ST	93308	BAKERSFIELD	16	3,126	0.51%

ADAM'S ARMORY	active	25269 THE OLD ROAD UNIT C	91381	STEVENSON RANCH	16	5,676	0.28%
BAKERSFIELD GUN CLUB	active	10111 ROSEDALE HWY STE 220	93312	BAKERSFIELD	16	936	1.71%
BIG 5 SPORTING GOODS 127	active	P O BOX 92088	90009	LOS ANGELES	16	976	1.64%
BIG 5 SPORTING GOODS 142	active	P O BOX 92088	90009	LOS ANGELES	16	1,042	1.54%
BIG 5 SPORTING GOODS 186	active	P O BOX 92088	90009	LOS ANGELES	16	1,400	1.14%
BIG 5 SPORTING GOODS 209	active	P O BOX 92088	90009	LOS ANGELES	16	2,526	0.63%
BIG 5 SPORTING GOODS 283	active	P O BOX 92088	90009	LOS ANGELES	16	1,527	1.05%
BIG 5 SPORTING GOODS 420	active	P O BOX 92088	90009	LOS ANGELES	16	3,062	0.52%
BIG 5 SPORTING GOODS 44	active	P O BOX 92088	90009	LOS ANGELES	16	1,791	0.89%
BIG 5 SPORTING GOODS 62	active	P O BOX 92088	90009	LOS ANGELES	16	1,237	1.29%
DEL NORTE PAWN AND JEWELRY	active	307 S HWY 101	95531	CRESCENT CITY	16	2,653	0.60%
EXTREME SHOOTING SPORTS INC	active	1208 VINE ST	93221	EXETER	16	3,809	0.42%
FRED'S FIREARMS	active	136 N YOSEMITE AVENUE	95361	OAKDALE	16	5,003	0.32%
FREY'S GUN SHOP 2	active	312 S LOCUST ST	93555	RIDGECREST	16	6,393	0.25%
FULL THROTTLE GUN SHOP	active	5528A PIRRONE RD	95368	SALIDA	16	741	2.16%
GLOBOS IGNIS INC	active	54 E MARKET STREET	90805	LONG BEACH	16	1,651	0.97%
GRIZZLY FIREARMS INC	active	13310 LOS ALAMITOS COURT	92555	MORENO VALLEY	16	4,288	0.37%
LOCK & LOAD GUNSMITHING	inactive	1507 E CHESTNUT AVE	93436	LOMPOC	16	944	1.69%
M M I WHOLESALE	active	5375 INDUSTRIAL DR STE 107	92649	HUNTINGTON BEACH	16	4,372	0.37%
SPUR R GUNS	active	90 COPPER COVE DRIVE, SUITE C	95228	COPPEROPOLIS	16	3,039	0.53%
2A ZONE	inactive	5362 WINDSOR PL	91737	RANCHO CUCAMONGA	15	7,677	0.20%
ADAMSON POLICE PRODUCTS	active	160 AIRWAY BLVD	94551	LIVERMORE	15	6,819	0.22%
BIG 5 SPORTING GOODS #477	active	PO BOX 92088	90009	LOS ANGELES	15	671	2.24%
BIG 5 SPORTING GOODS 175	active	P O BOX 92088	90009	LOS ANGELES	15	710	2.11%
BIG 5 SPORTING GOODS 73	active	P O BOX 92088	90009	LOS ANGELES	15	1,836	0.82%
DE CHIEL FIREARMS	active	1069 MONSERATE AVE	91911	CHULA VISTA	15	3,623	0.41%

DENNIS KIRK & CLAUDETTE SUE BOUDREAUX	active	352 POLLASKY AVE STE 101	93612	CLOVIS	15	1,587	0.95%
DICKS SPORTING GOODS INC #1182	active	2711 COUNTRYSIDE DR	95380	TURLOCK	15	1,743	0.86%
DIRECT ACTION SOLUTIONS, LLC	inactive	12150 FLINT PL	92064	POWAY	15	6,281	0.24%
FELDER COMMUNICATIONS	active	P O BOX 515	93212	CORCORAN	15	2,508	0.60%
FULL ARMOR FIREARMS	active	425 L ST UNIT G	95531	CRESCENT CITY	15	3,702	0.41%
GUN CULTURE	active	2029 W ASHLAND AVE	93277	VISALIA	15	1,021	1.47%
HIGH DESERT GUNS & AMMO	inactive	15885 MAIN STREET, SUITE #220	92345	HESPERIA	15	1,043	1.44%
KELLEYS FIREARMS	active	PO BOX 884	93465	TEMPLETON	15	4,953	0.30%
MGM TACTICAL	active	9712 AUTUMN SERNADE CT	93312	BAKERSFIELD	15	759	1.98%
MOORE GUNS AND AMMO	active	P.O. BOX 5426	92386	SUGARLOAF	15	946	1.59%
RICHARD YOCOM	active	11772 HANDRICH DR	92131	SAN DIEGO	15	1,226	1.22%
SARTORI JEWELRY & LOAN	inactive	1319 SARTORI AVE	90501	TORRANCE	15	1,226	1.22%
SCHUMACHERS WATERFOWL SUPPLY DBA EVAN'S GUN WORLD	active	1637 N BRIAN	92867	ORANGE	15	5,297	0.28%
TEMECULA PAWN & COIN SHOP	active	41125 WINCHESTER RD	92591	TEMECULA	15	1,942	0.77%
THE OUTDOORSMAN	active	1618 GRAND AVE	93433	GROVER BEACH	15	3,315	0.45%
ACCURACY CA LLC DBA CA OUTDOORS	active	5993 JADEITE AVENUE	91737	RANCHO CUCAMONGA	14	1,948	0.72%
AUBURN OUTDOOR SPORTS	active	P O BOX 597	95604	AUBURN	14	4,918	0.28%
BIG 5 SPORTING GOODS 135	active	P O BOX 92088	90009	LOS ANGELES	14	1,290	1.09%
BIG 5 SPORTING GOODS 145	active	P O BOX 92088	90009	LOS ANGELES	14	1,959	0.71%
BIG 5 SPORTING GOODS 155	active	P O BOX 92088	90009	LOS ANGELES	14	1,397	1.00%
BIG 5 SPORTING GOODS 264	active	P O BOX 92088	90009	LOS ANGELES	14	1,587	0.88%
BIG 5 SPORTING GOODS 55	active	P O BOX 92088	90009	LOS ANGELES	14	1,714	0.82%
CHESTER TACTICAL SPORTS	active	P.O. BOX 997	96020	CHESTER	14	1,332	1.05%
GATEWAY PAWN SHOP INC	active	1139 RAILROAD AVE	93612	CLOVIS	14	2,385	0.59%
GET LOADED INC	active	12210 MICHIGAN STREET SUITE H	92313	GRAND TERRACE	14	2,812	0.50%

GOENS FIREARMS AND SUPPLIES	active	6953 HOUGHTON RD	93313	BAKERSFIELD	14	1,380	1.01%
HEADHUNTERS FIREARMS	active	7712 TALBERT AVENUE, UNIT C	92647	HUNTINGTON BEACH	14	1,884	0.74%
IMPACT CUSTOM ARMS	active	1229 ROANWOOD WAY	94521	CONCORD	14	728	1.92%
NORCAL TACTICAL	active	1178 HARTLEY WAY	95991	YUBA CITY	14	2,924	0.48%
PHELAN GUN RANGE	inactive	P.O. BOX 290067	92329	PHELAN	14	2,309	0.61%
PORT ARMS	active	31253 GANADO DR	90275	RANCHO PALOS VERDES	14	3,453	0.41%
RED SKULL TACTICAL DBA/VELLA ENTERPRISES LLC	active	1825 HOURET CT	95035	MILPITAS	14	4,637	0.30%
RENOS HARDWARE	active	776 S MADERA AVE	93630	KERMAN	14	1,823	0.77%
RICHARDS GUNS & GUNSMITHING LLC	active	149 S FIRST ST D	93455	SANTA MARIA	14	733	1.91%
SUPER PAWN	active	11873 HESPERIA RD	92345	HESPERIA	14	700	2.00%
THE GUN ATTIC	active	155 MAST STREET, SUITE 102	95037	MORGAN HILL	14	1,801	0.78%
WESTSIDE OUTDOORSMAN	active	P O BOX 925	95988	WILLOWS	14	2,823	0.50%
ANDREOTTI FIREARMS SALES & SPORTING GOODS	inactive	3636 CASTRO VALLEY BLVD STE 1	94546	CASTRO VALLEY	13	372	3.49%
ARMY & AIR FORCE EXCHANGE SERVICE	active	P O BOX 1505	94535	TRAVIS AFB	13	6,078	0.21%
BADELLA CUSTOM	inactive	17799 ROAD 24	93638	MADERA	13	2,844	0.46%
BIG 5 SPORTING GOODS #450	active	P O BOX 92088	90009	LOS ANGELES	13	1,610	0.81%
BIG 5 SPORTING GOODS 109	active	P O BOX 92088	90009	LOS ANGELES	13	1,432	0.91%
BIG 5 SPORTING GOODS 11	active	P O BOX 92088	90009	LOS ANGELES	13	414	3.14%
BIG 5 SPORTING GOODS 113	active	P O BOX 92088	90009	LOS ANGELES	13	989	1.31%
BIG 5 SPORTING GOODS 123	active	P O BOX 92088	90009	LOS ANGELES	13	1,199	1.08%
BIG 5 SPORTING GOODS 13	active	P O BOX 92088	90009	LOS ANGELES	13	1,192	1.09%
BIG 5 SPORTING GOODS 286	active	P O BOX 92088	90009	LOS ANGELES	13	1,272	1.02%
BIG 5 SPORTING GOODS 403	active	P O BOX 92088	90009	LOS ANGELES	13	1,062	1.22%
BIG 5 SPORTING GOODS 53	active	P O BOX 92088	90009	LOS ANGELES	13	1,636	0.79%
BIG 5 SPORTING GOODS 59	active	P O BOX 92088	90009	LOS ANGELES	13	1,930	0.67%
BIG 5 SPORTING GOODS 98	active	P O BOX 92088	90009	LOS ANGELES	13	565	2.30%

DESERT STORM SHOOTING SPORTS	inactive	1747 E AVE Q B6	93550	PALMDALE	13	527	2.47%
DICK'S SPORTING GOODS INC	active	1301 W RANCHO VISTA BLVD	93550	PALMDALE	13	3,753	0.35%
DON'S SPORTING GOODS	active	321 W MINER ST	96097	YREKA	13	1,545	0.84%
EASLEY'S GUN SHOP	inactive	7941 W GOSHEN AVE A	93291	VISALIA	13	955	1.36%
FARWEST PHOTOGRAPHY	active	701 ALDO AVENUE SUITE 51	95054	SANTA CLARA	13	7,079	0.18%
FAST RESPONSE SECURITY, INC	active	32287 CASTAIC ROAD	91384	CASTAIC	13	557	2.33%
FINS FUR AND FEATHER SPORTS	active	1520 BADER MINE RD	95969	PARADISE	13	3,987	0.33%
FRESNO HOCK SHOPPE	active	3235 E BELMONT	93702	FRESNO	13	644	2.02%
I S E INVESTIGATIVE SERVICES	active	500 OLIVE ST STE 3	95901	MARYSVILLE	13	1,481	0.88%
INLAND BUILDERS SUPPLY INC DBA ACE HARDWARE 4353	active	1224 W HOBSONWAY	92225	BLYTHE	13	3,859	0.34%
M & M FEED & SUPPLY INC	active	74540 HILL RD	95428	COVELO	13	847	1.53%
MY GUN STORE	active	7311 GALILEE RD STE 195	95678	ROSEVILLE	13	772	1.68%
NORTHWEST SPORTING GOODS	active	1637 S MAIN ST	95490	WILLITS	13	942	1.38%
OAKDALE GUNS & AMMO	active	1906 EAST F ST STE A	95361	OAKDALE	13	1,080	1.20%
ORO JEWELRY & LOAN	active	800 PLUMAS ST	95991	YUBA CITY	13	1,448	0.90%
PAUL T MAXWELL	active	510 LUPINE CT	94510	BENICIA	13	1,033	1.26%
PRIMO TACTICAL	active	1617 N BROADWAY	94596	WALNUT CREEK	13	3,923	0.33%
RED LION ARMORY	active	11849 HESPERIA ROAD UNIT 2	92345	HESPERIA	13	1,641	0.79%
RENDEZVOUS PRIMITIVE ARMS	inactive	P O BOX 1140	95640	IONE	13	1,132	1.15%
RILEY'S RELOADER	inactive	427 E MAIN ST	92311	BARSTOW	13	250	5.20%
RUSTY GUNSMITHING	active	1039 HWY 49	95249	SAN ANDREAS	13	5,256	0.25%
SAN FERNANDO LOAN CO	active	1131 SAN FERNANDO RD	91340	SAN FERNANDO	13	642	2.02%
SECOND AMENDMENT ZONE	active	5819 BERYL STREET	91737	RANCHO CUCAMONGA	13	5,368	0.24%
SMITH & DAVIDSON INC. DBA ARCADIA FIREARMS SAFETY	active	411 E HUNTINGTON DR #314	91006	ARCADIA	13	2,737	0.47%
TURNERS OUTDOORSMAN	active	2004 PREISKER LANE SUITE 1	93454	SANTA MARIA	13	8,396	0.15%
UP IN ARMS	active	328 CENTRAL AVE	93015	FILLMORE	13	777	1.67%
ADVENTURE SURVIVAL SHOP/TORIN WAGNER	active	75 MT HERMON RD STE G	95066	SCOTTS VALLEY	12	1,631	0.74%

AFTER SHOCK PERFORMANCE	active	3023 ESPLANADE STE 1	95973	CHICO	12	670	1.79%
BEACH LOAN SERVICES INC	active	10551 BEACH BLVD	90680	STANTON	12	1,492	0.80%
BIG 5 SPORTING GOODS 110	active	P O BOX 92088	90009	LOS ANGELES	12	985	1.22%
BIG 5 SPORTING GOODS 130	active	P O BOX 92088	90009	LOS ANGELES	12	1,631	0.74%
BIG 5 SPORTING GOODS 143	active	P O BOX 92088	90009	LOS ANGELES	12	1,704	0.70%
BIG 5 SPORTING GOODS 150	active	P O BOX 92088	90009	LOS ANGELES	12	1,057	1.14%
BIG 5 SPORTING GOODS 326	active	P O BOX 92088	90009	LOS ANGELES	12	1,241	0.97%
BIG 5 SPORTING GOODS 395	active	P O BOX 92088	90009	LOS ANGELES	12	1,218	0.99%
BIG 5 SPORTING GOODS 400	active	P O BOX 92088	90009	LOS ANGELES	12	1,072	1.12%
BIG 5 SPORTING GOODS 414	active	P O BOX 92088	90009	LOS ANGELES	12	1,982	0.61%
BIG 5 SPORTING GOODS 94	active	P O BOX 92088	90009	LOS ANGELES	12	1,955	0.61%
BROWNS SPORTING GOODS	active	P O BOX 626	95560	REDWAY	12	1,049	1.14%
DIABLO VALLEY GUN WORKS	inactive	1942 LINDA DR	94523	PLEASANT HILL	12	532	2.26%
DICK'S SPORTING GOODS	active	1922 E 20TH ST	95928	CHICO	12	2,034	0.59%
KAUFMANN TACTICAL FIREARMS	inactive	5816 E SHIELDS AVENUE #102	93727	FRESNO	12	1,631	0.74%
LIBERTY GUNS AND AMMO	active	49 CALIFORNIA STREET	95252	VALLEY SPRINGS	12	3,454	0.35%
MARQUEZ	inactive	P.O. BOX 6425	93703	FRESNO	12	929	1.29%
MIKES GUNSMITHING	active	1339 E ARTESIA	90805	LONG BEACH	12	744	1.61%
MRM TRANS LLC DBA PT GUNWORKS	active	7256 GARDEN GROVE BLVD	92683	WESTMINSTER	12	1,334	0.90%
RALSTON RODS & TACKLE INC	inactive	5400 SCOTT VALLEY DR D	95066	SCOTTS VALLEY	12	940	1.28%
SPRINGVILLE ARMORY	active	P O BOX 154	93265	SPRINGVILLE	12	1,147	1.05%
THE RUSTY KNIFE	active	P O BOX 2061	95223	ARNOLD	12	2,321	0.52%
TIMOTHY ALLEN BRALY	active	425 JEFFERSON ST	93210	COALINGA	12	2,423	0.50%
TURNER'S OUTDOORSMAN	active	9200 FAIRWAY DRIVE SUITE 130	95678	ROSEVILLE	12	15,229	0.08%
BIG 5 SPORTING GOODS 03	active	P O BOX 92088	90009	LOS ANGELES	11	2,122	0.52%
BIG 5 SPORTING GOODS 101	active	P O BOX 92088	90009	LOS ANGELES	11	1,757	0.63%
BIG 5 SPORTING GOODS 104	active	P O BOX 92088	90009	LOS ANGELES	11	2,243	0.49%

BIG 5 SPORTING GOODS 107	active	P O BOX 92088	90009	LOS ANGELES	11	965	1.14%
BIG 5 SPORTING GOODS 261	active	P O BOX 92088	90009	LOS ANGELES	11	1,252	0.88%
BIG 5 SPORTING GOODS 290	active	P O BOX 92088	90009	LOS ANGELES	11	1,241	0.89%
BIG 5 SPORTING GOODS 305	active	P O BOX 92088	90009	LOS ANGELES	11	2,435	0.45%
BIG 5 SPORTING GOODS 334	active	P O BOX 92088	90009	LOS ANGELES	11	1,214	0.91%
BIG 5 SPORTING GOODS 37	active	P O BOX 92088	90009	LOS ANGELES	11	413	2.66%
BIG 5 SPORTING GOODS 376	active	P O BOX 92088	90009	LOS ANGELES	11	868	1.27%
BIG 5 SPORTING GOODS 402	active	P O BOX 92088	90009	LOS ANGELES	11	1,517	0.73%
BIG 5 SPORTING GOODS 427	active	P O BOX 92088	90009	LOS ANGELES	11	1,821	0.60%
BIG 5 SPORTING GOODS 465	active	P.O. BOX 92088	90009	LOS ANGELES	11	482	2.28%
BIG 5 SPORTING GOODS 77	active	P O BOX 92088	90009	LOS ANGELES	11	1,480	0.74%
CHAPARRAL COIN AND GUN LLC	active	24710 WASHINGTON AVE STE 1	92562	MURRIETA	11	4,237	0.26%
DICK'S SPORTING GOODS INC	active	43923 PACIFIC COMMONS BLVD	94538	FREMONT	11	1,665	0.66%
DONNELL'S SHOOTING SUPPLY INC	inactive	71025 INDIAN TRAIL	92277	TWENTYNINE PALMS	11	501	2.20%
DURHAM GUNS & AMMO	active	9385 MIDWAY	95938	DURHAM	11	8,039	0.14%
EXETER GUNSLINGERS INC	active	202 E MAPLE ST	93221	EXETER	11	2,065	0.53%
GOLD COUNTRY SPORTS/ EGGLESTON BULLETS	active	1160 LOZANOS RD	95658	NEWCASTLE	11	1,202	0.92%
GUN BOSS ARMORY	inactive	1235 INDIANA CT STE 103	92374	REDLANDS	11	1,422	0.77%
HIRAMS GUNS & SPIRITS	inactive	660 S MAGNOLIA AVE	92020	EL CAJON	11	500	2.20%
HOULDING PRECISION FIREARMS	inactive	2980 FALCON DR	93637	MADERA	11	1,201	0.92%
I-15 AUCTIONS, INC	active	17272 DARWIN AVENUE, SUITE B4	92345	HESPERIA	11	1,743	0.63%
JERNIGANS SPORTING GOODS	inactive	56845 TWENTYNINE PALMS HWY	92284	YUCCA VALLEY	11	548	2.01%
JPRO ARMS LLC	active	1367 TOLSTOY WY	92506	RIVERSIDE	11	3,165	0.35%
MCCOY HARDWARE AND FARM SUPPLY	active	2060 SOUTH AVE	96021	CORNING	11	1,312	0.84%
MT GUNNER OUTDOORS	active	6350 W RAMSEY STREET, SUITE P	92220	BANNING	11	1,143	0.96%
NATIONAL ARMAMENT	active	1115 INDUSTRIAL AVE	92029	ESCONDIDO	11	2,825	0.39%

NATIONAL POLICE SUPPLY INC	active	1260 ACTIVITY DRIVE SUITE B	92081	VISTA	11	3,068	0.36%
NICKS GUNWORKS	inactive	P O BOX 964	95258	WOODBIDGE	11	485	2.27%
ORANGE COVE HARDWARE INC	active	P O BOX 2017	93216	DELANO	11	289	3.81%
RON'S GUNS	active	HC 2 BOX 3307	96048	JUNCTION CITY	11	2,143	0.51%
SAN JACINTO PAWN 1	active	720 S SAN JACINTO AVE	92583	SAN JACINTO	11	910	1.21%
SECURITY LOCK & KEY SERVICE	active	209 S SACRAMENTO ST	95240	LODI	11	1,440	0.76%
SONOMA FIREARMS INC	inactive	516 MILLFRONT AVENUE	95991	YUBA CITY	11	894	1.23%
SOUTH TAHOE FIREARMS	inactive	P O BOX 16489	96151	SOUTH LAKE TAHOE	11	1,614	0.68%
THE MOTHER LODE PAWN SHOP	active	626 S WASHINGTON ST	95370	SONORA	11	1,733	0.63%
VANDENBERG MAIN EXCHANGE	active	10400 COMMUNITY LOOP	93437	LOMPOC	11	4,843	0.23%
VETERAN'S ARMORY LLC	active	3936 PHELAN ROAD, SUITE B-13	92371	PHELAN	11	1,939	0.57%
VICTORY FIREARMS	active	763 LYNXWOOD CT	94086	SUNNYVALE	11	1,878	0.59%
WEST COAST SURVIVAL ARMS	active	939 MONSERATE AVE	91911	CHULA VISTA	11	7,111	0.15%
911 FORCE INC	inactive	4803 HILL ST	91011	LA CANADA FLINTRIDGE	10	1,037	0.96%
A-L WELDING CO	active	25548 AVE 102	93270	TERRA BELLA	10	2,227	0.45%
ADAMSON POLICE PRODUCTS	inactive	1900 W KATELLA AVE STE A	92867	ORANGE	10	1,458	0.69%
ANDREWS INTERNATIONAL	active	28001 SMYTH DR STE 106	91355	VALENCIA	10	1,030	0.97%
BIG 5 SPORTING GOODS 125	active	P O BOX 92088	90009	LOS ANGELES	10	1,199	0.83%
BIG 5 SPORTING GOODS 148	active	P O BOX 92088	90009	LOS ANGELES	10	1,250	0.80%
BIG 5 SPORTING GOODS 173	active	P O BOX 92088	90009	LOS ANGELES	10	2,117	0.47%
BIG 5 SPORTING GOODS 18	active	P O BOX 92088	90009	LOS ANGELES	10	1,199	0.83%
BIG 5 SPORTING GOODS 180	active	P O BOX 92088	90009	LOS ANGELES	10	1,092	0.92%
BIG 5 SPORTING GOODS 190	active	P O BOX 92088	90009	LOS ANGELES	10	1,385	0.72%
BIG 5 SPORTING GOODS 378	active	P O BOX 92088	90009	LOS ANGELES	10	2,809	0.36%
BIG 5 SPORTING GOODS 418	active	P O BOX 92088	90009	LOS ANGELES	10	900	1.11%
BROOKHURST PAWN SHOP INC	active	331 S BROOKHURST ST	92804	ANAHEIM	10	828	1.21%
CALIFORNIA DERRINGER	inactive	83 EAST 21ST AVE	94403	SAN MATEO	10	349	2.87%

CROWN CITY LOAN & JEWELRY	active	65 E COLORADO BLVD	91105	PASADENA	10	568	1.76%
DAVE'S GOT GUNS	inactive	2129 13TH ST	95501	EUREKA	10	2,170	0.46%
DAVID C GARNER	active	9220 BOX SPRING MTN RD	92557	MORENO VALLEY	10	885	1.13%
DIAMOND SPORTING GOODS	inactive	1282 N STATE ST	95482	UKIAH	10	274	3.65%
DICK'S SPORTING GOODS	active	3401 DALE RD	95356	MODESTO	10	2,023	0.49%
DICK'S SPORTING GOODS	active	3380 W SHAW AVE	93711	FRESNO	10	1,999	0.50%
DIRTY BIRD INDUSTRIES, LLC	active	2420 MOHAWK STREET, SUITE 700	93308	BAKERSFIELD	10	7,401	0.14%
ED'S RELOADING BENCH	active	9937 RD 184	93270	TERRA BELLA	10	1,236	0.81%
FORCE TACTICAL	inactive	771 CHAMBERS LN UNIT 300	93065	SIMI VALLEY	10	1,138	0.88%
FULL SPECTRUM FIREARMS MANUFACTURING	inactive	4708 N MARTY	93722	FRESNO	10	1,142	0.88%
GATES RESALE INC	active	1152 PARK AVE	95928	CHICO	10	1,065	0.94%
GOLDEN STATE ARMS	active	788 E ALOSTA AVENUE	91702	AZUSA	10	4,771	0.21%
HAMMER DOWN AMMO AND GEAR	inactive	1945 E RIVERSIDE DRIVE UNIT 16	91761	ONTARIO	10	378	2.65%
LAZO FIREARMS & CONSULTING	inactive	7451 MONTEREY RD	95020	GILROY	10	1,388	0.72%
MONGREL TACTICAL	inactive	840 6TH ST	93635	LOS BANOS	10	975	1.03%
NORCO ARMORY	active	1950 S FOUR WHEEL DR STE B	92860	NORCO	10	1,333	0.75%
NORSE ARMORY	inactive	10 N EAST STREET STE 211	95776	WOODLAND	10	328	3.05%
PAUL JOHNSON CO	active	1951 DON LEE PL	92029	ESCONDIDO	10	2,138	0.47%
PETERSEN'S GUN SPORT	inactive	P O BOX 1400	95327	JAMESTOWN	10	261	3.83%
ROBERT F ASHMORE	inactive	588 HOUSTON ST	93940	MONTEREY	10	865	1.16%
ROBERTS GUNSMITHING AND POLICE SUPPLY	active	P O BOX 6059	95763	FOLSOM	10	2,892	0.35%
SANTA CRUZ ARMORY	active	8055 FERNWOOD AVE	95005	BEN LOMOND	10	4,519	0.22%
SIMI JEWELERS AND PAWNBROKERS	inactive	2513 TAPO ST STE 6	93065	SIMI VALLEY	10	926	1.08%
SIMI JEWELERS AND PAWNBROKERS	active	2513 TAPO STREET #6	93063	SIMI VALLEY	10	875	1.14%
STRIKE & HAMMER FIREARMS	active	2040 EASTRIDGE AVE STE B9	92507	RIVERSIDE	10	1,324	0.76%
TARAN TACTICAL INNOVATIONS	active	98 W COCHRAN STREET SUITE A	93065	SIMI VALLEY	10	2,424	0.41%
TRADERS LOAN & JEWELRY, INC	active	18505 SHERMAN WAY	91335	RESEDA	10	1,892	0.53%
VALLEY FIREARMS AND AMMO INC	active	1551 ALAMO PINTADO RD	93463	SOLVANG	10	839	1.19%
VALLEY TIRE & TACKLE INC	active	11211 N HWY 3	96032	FORT JONES	10	4,314	0.23%

WESTSIDE ARMS	active	518 KERN STREET	93268	TAFT	10	1,905	0.52%
ACTON ACE HARDWARE	active	31814 CROWN VALLEY RD	93510	ACTON	9	2,001	0.45%
AJ'S SUPER PAWN INC	active	496 E HOLT AVE	91767	POMONA	9	682	1.32%
ANGLIN SECOND HAND	active	2016 BROADWAY	95501	EUREKA	9	1,676	0.54%
AZUSA PAWN	active	1028 W GLADSTONE ST	91702	AZUSA	9	916	0.98%
B & H GUNS	inactive	20408 CLARKDALE	90715	LAKEWOOD	9	364	2.47%
BEALE AFB ROD -N- GUN CLUB	active	6000 C ST RM 111	95903	BEALE AFB	9	3,400	0.26%
BIG 5 SPORTING GOODS 131	active	P O BOX 92088	90009	LOS ANGELES	9	1,025	0.88%
BIG 5 SPORTING GOODS 144	active	P O BOX 92088	90009	LOS ANGELES	9	1,387	0.65%
BIG 5 SPORTING GOODS 153	active	P O BOX 92088	90009	LOS ANGELES	9	1,678	0.54%
BIG 5 SPORTING GOODS 154	active	P O BOX 92088	90009	LOS ANGELES	9	1,371	0.66%
BIG 5 SPORTING GOODS 263	active	P O BOX 92088	90009	LOS ANGELES	9	1,036	0.87%
BIG 5 SPORTING GOODS 27	active	P O BOX 92088	90009	LOS ANGELES	9	781	1.15%
BIG 5 SPORTING GOODS 288	active	P O BOX 92088	90009	LOS ANGELES	9	915	0.98%
BIG 5 SPORTING GOODS 343	active	P O BOX 92088	90009	LOS ANGELES	9	990	0.91%
BIG 5 SPORTING GOODS 364	active	P O BOX 92088	90009	LOS ANGELES	9	1,188	0.76%
BIG 5 SPORTING GOODS 388	active	P O BOX 92088	90009	LOS ANGELES	9	1,747	0.52%
BIG 5 SPORTING GOODS 41	active	P O BOX 92088	90009	LOS ANGELES	9	1,135	0.79%
BIG 5 SPORTING GOODS 424	active	P O BOX 92088	90009	LOS ANGELES	9	1,136	0.79%
BIG 5 SPORTING GOODS 43	active	P O BOX 92088	90009	LOS ANGELES	9	999	0.90%
BIG 5 SPORTING GOODS 437	active	P O BOX 92088	90009	LOS ANGELES	9	1,937	0.46%
BILLS SHOOTERS AND BLADES	active	405 HUBERT DR	95354	MODESTO	9	3,219	0.28%
BROESE'S	active	P.O. BOX 59	95534	CUTTEN	9	1,270	0.71%
BRUCE GRAY'S CUSTOM CASE FORMING	active	145 W 20TH ST	95928	CHICO	9	1,344	0.67%
BURNEY SPORTING GOODS	active	37427 STATE HIGHWAY 299 EAST	96013	BURNEY	9	2,743	0.33%
CAPS ARMORY LLC	active	1455 MONTEREY PASS RD STE 110	91754	MONTEREY PARK	9	4,846	0.19%
COAST HARDWARE & RADIO SHACK	active	300 N MAIN ST	95437	FORT BRAGG	9	592	1.52%

D AND L OUTFITTERS & GUNSMITHING	inactive	14154 GARNER LN	95973	CHICO	9	1,944	0.46%
DIAMOND ARMS	inactive	P O BOX 400264	92340	HESPERIA	9	434	2.07%
DICK'S SPORTING GOODS INC	active	11970 LOS OSOS VALLEY RD	93405	SAN LUIS OBISPO	9	3,969	0.23%
DICK'S SPORTING GOODS INC 1025	active	7542 EDINGER AVE	92647	HUNTINGTON BEACH	9	1,587	0.57%
DICK'S SPORTING GOODS INC 1126	active	72840 HIGHWAY 111 A130	92260	PALM DESERT	9	1,141	0.79%
DOUBLE-TAP FIREARMS	active	4200 EVE STREET	93307	BAKERSFIELD	9	1,354	0.66%
DOWN RANGE	inactive	3230 MITCHELL RD C	95307	CERES	9	355	2.54%
FIREARMS UNLIMITED CALIFORNIA	active	450 FLETCHER PARKWAY # 208	92020	EL CAJON	9	3,346	0.27%
GALT SHOOTING SPORTS LLC	active	811 C STREET	95632	GALT	9	2,365	0.38%
GLENN'S ROD N GUN	inactive	1145 BAKER ST STE A	92626	COSTA MESA	9	543	1.66%
GUNS AND AMMO-OUTLET	inactive	799 PLUMAS ST	95991	YUBA CITY	9	792	1.14%
HARDSHELL TACTICAL FINISHES	active	180 ACORN DR	95222	ANGELS CAMP	9	1,326	0.68%
LAST CHANCE FAST MONEY	active	P O BOX 1339	95457	LOWER LAKE	9	477	1.89%
MARK'S SPORTS CENTER	active	9270 JESSE LN	95658	NEWCASTLE	9	2,112	0.43%
MERSON & SON MACHINING & GUNSMITH	active	664 BROOKLINE PLACE	92835	FULLERTON	9	2,381	0.38%
PERSONAL DEFENSE WEAPONS	active	5047 ROBERT J MATHEWS STE 700	95762	EL DORADO HILLS	9	2,551	0.35%
RB BRINKLEY GUNSMITH	active	332 D STREET	95901	MARYSVILLE	9	2,225	0.40%
ROGERS DEFENSE	active	4045 BOUTON DRIVE	90712	LAKEWOOD	9	1,405	0.64%
RONALD LEROY WALLS	active	10808 FOOTHILL BLVD 160-434	91730	RANCHO CUCAMONGA	9	594	1.52%
RYENEX, INC DBA DIVISION ARMORY	active	6721 PALM DRIVE	91701	RANCHO CUCAMONGA	9	6,827	0.13%
SHEPPARDS SPORTING GOODS	inactive	6885 AVENUE 24	93610	CHOWCHILLA	9	990	0.91%
SHOOT THE MOON OUTFITTERS	active	842 PASO ROBLES	93446	PASO ROBLES	9	1,176	0.77%
SHOOTER SUPPLY	active	820 BUTTE ST	95531	CRESCENT CITY	9	4,025	0.22%
SIERRA SHIELD LLC	active	4050 DUROCK ROAD #17	95682	SHINGLE SPRINGS	9	5,271	0.17%
SPECTRUM FIREARMS	active	P O BOX 401	95258	WOODBIDGE	9	516	1.74%
SUPERIOR DEFENSE	active	2440 N GLASSELL ST STE S	92865	ORANGE	9	1,257	0.72%
TACTICAL RELOAD	inactive	472 205 JOHNSTONVILLE RD UNIT7	96130	SUSANVILLE	9	1,220	0.74%
THE ORDNANCE SHOP	active	14472 ST MARYS AVE	96080	RED BLUFF	9	673	1.34%

THE RASPY RABBIT	active	39450 3RD ST EAST 101	93550	PALMDALE	9	1,685	0.53%
TODD AND AMY ARMS AND AMMO	inactive	501 LAKEVILLE STREET SUITE D	94952	PETALUMA	9	5,582	0.16%
WEBBS FIREARMS	active	219 BRIDGEWATER CIR	94585	SUISUN CITY	9	1,336	0.67%
ZEV TECHNOLOGIES INC	active	1051 YARNELL PL	93033	OXNARD	9	1,188	0.76%
AIM U NATION LLC	inactive	P O BOX 980363	95691	WEST SACRAMENTO	8	711	1.13%
BIG 5 SPORTING GOODS #459	active	P O BOX 92088	90009	LOS ANGELES	8	902	0.89%
BIG 5 SPORTING GOODS 114	active	P O BOX 92088	90009	LOS ANGELES	8	1,384	0.58%
BIG 5 SPORTING GOODS 115	active	P O BOX 92088	90009	LOS ANGELES	8	1,617	0.49%
BIG 5 SPORTING GOODS 137	active	P O BOX 92088	90009	LOS ANGELES	8	1,937	0.41%
BIG 5 SPORTING GOODS 15	active	P O BOX 92088	90009	LOS ANGELES	8	1,485	0.54%
BIG 5 SPORTING GOODS 181	active	P O BOX 92088	90009	LOS ANGELES	8	1,230	0.65%
BIG 5 SPORTING GOODS 185	active	P O BOX 92088	90009	LOS ANGELES	8	1,282	0.62%
BIG 5 SPORTING GOODS 236	active	P O BOX 92088	90009	LOS ANGELES	8	2,235	0.36%
BIG 5 SPORTING GOODS 244	active	P O BOX 92088	90009	LOS ANGELES	8	1,788	0.45%
BIG 5 SPORTING GOODS 294	active	P O BOX 92088	90009	LOS ANGELES	8	774	1.03%
BIG 5 SPORTING GOODS 325	active	P O BOX 92088	90009	LOS ANGELES	8	1,117	0.72%
BIG 5 SPORTING GOODS 33	active	P O BOX 92088	90009	LOS ANGELES	8	1,163	0.69%
BIG 5 SPORTING GOODS 369	active	P O BOX 92088	90009	LOS ANGELES	8	1,317	0.61%
BIG 5 SPORTING GOODS 429	active	P O BOX 92088	90009	LOS ANGELES	8	851	0.94%
BIG 5 SPORTING GOODS 54	active	P O BOX 92088	90009	LOS ANGELES	8	968	0.83%
BIG 5 SPORTING GOODS 57	active	P O BOX 92088	90009	LOS ANGELES	8	944	0.85%
BIG 5 SPORTING GOODS 64	active	P O BOX 92088	90009	LOS ANGELES	8	1,407	0.57%
CHUCK DAFTS GUN SALES	inactive	1531 DAPHNE AVE	93004	VENTURA	8	541	1.48%
DENNIS P HERNANDEZ	active	85565 NILE LN	92236	COACHELLA	8	685	1.17%
DICK'S SPORTING GOODS	active	64 SERRAMONTE CENTER	94015	DALY CITY	8	2,730	0.29%
DICKS SPORTING GOODS INC 1049	active	1975 CLEVELAND AVE	95401	SANTA ROSA	8	2,230	0.36%
ED'S GUNS	active	P O BOX 193	95460	MENDOCINO	8	3,096	0.26%

ESM GUNS	inactive	415 6TH ST	95045	SAN JUAN BAUTISTA	8	228	3.51%
FRIENDLY FIREARMS	active	1712 K ST	93301	BAKERSFIELD	8	955	0.84%
GSG LEARNING INSTITUTE	active	39 N CLUFF AVENUE UNIT B	95240	LODI	8	2,114	0.38%
HALFCKOCKED GUNSMITHING	active	375 WOODWORTH AVE STE 101	93612	CLOVIS	8	1,059	0.76%
HEWITT A SMITH	active	P O BOX 1406	92324	COLTON	8	456	1.75%
IMPERIAL BEACH GUNS	active	916 IMPERIAL BEACH BLVD	91932	IMPERIAL BEACH	8	1,980	0.40%
JOHN DWYER DBA JOHNS GUNS & THINGS	active	247 ALDEBARAN AVE	93436	LOMPOC	8	2,445	0.33%
JOHN G CLARK JR	inactive	4225 PINELAKE ST	93455	SANTA MARIA	8	1,692	0.47%
JUM PAWN IT	active	11142 WHITTIER BLVD	90606	WHITTIER	8	236	3.39%
MICKELSON'S FIREARMS	active	265 PICHOLINE WAY	95928	CHICO	8	2,355	0.34%
MIKE'S GUNBROKER	inactive	9538 HESPERIA RD	92345	HESPERIA	8	636	1.26%
MINUTEMAN FIREARMS LLC	active	1786 N PARTRIDGE ST	92806	ANAHEIM	8	843	0.95%
PACIFIC SPORTSMEN INC	active	536 MALLORY AVENUE	95492	WINDSOR	8	1,202	0.67%
PALADIN ARMS	inactive	488 W ONSTOTT RD	95993	YUBA CITY	8	664	1.20%
PETE'S SPORT SHOP INC	inactive	124 SOUTH C ST	93638	MADERA	8	318	2.52%
PLACER TACTICAL	active	533 LINCOLN BLVD 7	95648	LINCOLN	8	3,321	0.24%
RANGER DOUG'S SHOOTISTS EMPORIUM	active	649-C MAIN ST	92065	RAMONA	8	1,055	0.76%
REDDING GUNS LLC	active	1304 EAST STREET, SUITE 113	96001	REDDING	8	6,045	0.13%
RIVERSIDE SHOOTING CLUB	active	12391 SAMPSON ST #0	92503	RIVERSIDE	8	2,583	0.31%
ROBERT HEDGPETH DBA RH CONSTRUCTION	active	P O BOX 4623	95370	SONORA	8	1,665	0.48%
SC GUNS	inactive	2373 PRUNERIDGE AVENUE, UNIT A	95050	SANTA CLARA	8	3,923	0.20%
TITAN TACTICAL SUPPLY	active	PO BOX 1777	95492	WINDSOR	8	1,539	0.52%
WALKER 47 LLC	active	1201 E BALL RD F	92804	ANAHEIM	8	628	1.27%
WIRZ WHOLESALE SHOOTING SUPPLY LLC	active	27200 3RD ST	92346	HIGHLAND	8	1,001	0.80%
YUCAIPA JEWELRY & LOAN INC	inactive	P O BOX 8280	92375	REDLANDS	8	1,996	0.40%
2ND AMENDMENT GUN SHOP	active	P O BOX 45	93460	SANTA YNEZ	7	1,336	0.52%
A & C FIREARMS	active	PO BOX 378	93225	FRAZIER PARK	7	1,515	0.46%
ALLGUNS.COM	active	12382 CIRCULA PANORAMA	92705	SANTA ANA	7	1,683	0.42%
AMERICAN HERITAGE	inactive	321 3RD ST	95901	MARYSVILLE	7	210	3.33%
ANDREW E RICHTER	active	3108 RIDGEDALE ST	93306	BAKERSFIELD	7	432	1.62%

ARMED AGENTS DBA WARRIOR ONE GUNS AND AMMO	active	2222 KANSAS AVENUE SUITE H	92507	RIVERSIDE	7	3,267	0.21%
ASAP INSPIRE	active	19153 COLIMA RD	91748	ROWLAND HEIGHTS	7	1,668	0.42%
AUBURN GUNS & AMMO INC	active	389 AUBURN RAVINE ROAD	95603	AUBURN	7	4,157	0.17%
BARNWOOD OUTPOST	active	465 5TH AVENUE	95322	GUSTINE	7	1,295	0.54%
BIG 5 SPORTING GOODS #451	active	P O BOX 92088	90009	LOS ANGELES	7	741	0.94%
BIG 5 SPORTING GOODS 108	active	P O BOX 92088	90009	LOS ANGELES	7	968	0.72%
BIG 5 SPORTING GOODS 171	active	P O BOX 92088	90009	LOS ANGELES	7	894	0.78%
BIG 5 SPORTING GOODS 216	active	P O BOX 92088	90009	LOS ANGELES	7	714	0.98%
BIG 5 SPORTING GOODS 224	active	P O BOX 92088	90009	LOS ANGELES	7	1,199	0.58%
BIG 5 SPORTING GOODS 260	active	P O BOX 92088	90009	LOS ANGELES	7	1,134	0.62%
BIG 5 SPORTING GOODS 303	active	P O BOX 92088	90009	LOS ANGELES	7	1,454	0.48%
BIG 5 SPORTING GOODS 31	active	P O BOX 92088	90009	LOS ANGELES	7	1,528	0.46%
BIG 5 SPORTING GOODS 313	active	P O BOX 92088	90009	LOS ANGELES	7	770	0.91%
BIG 5 SPORTING GOODS 321	active	P O BOX 92088	90009	LOS ANGELES	7	817	0.86%
BIG 5 SPORTING GOODS 340	active	P O BOX 92088	90009	LOS ANGELES	7	1,207	0.58%
BIG 5 SPORTING GOODS 358	active	P O BOX 92088	90009	LOS ANGELES	7	973	0.72%
BIG 5 SPORTING GOODS 372	active	P O BOX 92088	90009	LOS ANGELES	7	792	0.88%
BIG 5 SPORTING GOODS 374	active	P O BOX 92088	90009	LOS ANGELES	7	1,242	0.56%
BIG 5 SPORTING GOODS 46	active	P O BOX 92088	90009	LOS ANGELES	7	804	0.87%
BIG 5 SPORTING GOODS 472	active	P.O. BOX 92088	90009	LOS ANGELES	7	932	0.75%
BIG 5 SPORTING GOODS 486	active	PO BOX 92088	90009	LOS ANGELES	7	1,354	0.52%
BIG 5 SPORTING GOODS 97	active	P O BOX 92088	90009	LOS ANGELES	7	1,153	0.61%
BLUE STEEL FIREARMS	inactive	211 DRIFTWOOD	94585	SUISUN CITY	7	932	0.75%
BROADWAY BAIT ROD AND GUN	active	1701 BROADWAY	95818	SACRAMENTO	7	1,081	0.65%
CARRILLO CUSTOMS INC.	active	P.O. BOX 1778	95241	LODI	7	868	0.81%
DICKS SPORTING GOODS	active	176 W HILLCREST DRIVE	91360	THOUSAND OAKS	7	954	0.73%

ELSINORE PAWN 2 INC DBA GUNS AND GOLD PAWN	active	31736 MISSION TRAIL #A	92530	LAKE ELSINORE	7	636	1.10%
FULL METAL FIREARMS	active	11255 SUNRISE GOLD CIR UNIT 1	95742	RANCHO CORDOVA	7	244	2.87%
GARDNER'S GUNS AND AMMO	active	200 W WILLMOTT AVE	93635	LOS BANOS	7	1,169	0.60%
IMPERIAL PAWNBROKERS INC	active	777 W IMPERIAL HWY	92821	BREA	7	921	0.76%
INSIGHT SHOOTING RANGE, INC	inactive	17020 ALBURTIS AVE	90701	ARTESIA	7	264	2.65%
JACK'S ARE BETTER	active	4604 BELCREST WY	95821	SACRAMENTO	7	1,316	0.53%
JD'S GUNS & AMMO	active	180 E 14TH STREET	95928	CHICO	7	1,008	0.69%
JERRY BERMAN & SONS	active	24712 E SIXTH ST	92410	SAN BERNARDINO	7	1,334	0.52%
JOHN FRANCIA	active	7661 LEHIGH PL	92683	WESTMINSTER	7	950	0.74%
LAST STAND GUN SHOP INC	inactive	28822 OLD TOWN FRONT STE 202	92592	TEMECULA	7	126	5.56%
LEGENDARY FIREARMS	inactive	1426 BEVERLY AVE	93611	CLOVIS	7	197	3.55%
LOZO PRODUCTS	active	28125 BRADLEY RD STE 295	92586	MENIFEE	7	901	0.78%
MATTHEWS CARBINE COMPANY	active	13607 E SHEPERD AVE	93619	CLOVIS	7	874	0.80%
OSMENA INC DBA WEST COAST FIREARMS & AMMO	active	27911 JEFFERSON AVENUE #107	92590	TEMECULA	7	3,229	0.22%
PROPLOCK INC	active	P O BOX 118	95366	RIPON	7	3,359	0.21%
RANGE MASTER OF SANTA MARIA	inactive	2004 PREISKER LANE STE I	93454	SANTA MARIA	7	701	1.00%
RED MORNING ENTERPRISES	inactive	P O BOX 1309	96020	CHESTER	7	179	3.91%
REDSTONE FIREARMS INLAND EMPIRE	inactive	1128 W MISSION BLVD SUITE J	91762	ONTARIO	7	723	0.97%
SARTORI JEWELRY & LOAN INC	active	1319 SARTORI AVENUE	90501	TORRANCE	7	1,237	0.57%
SCHULER FIREARMS	active	P O BOX 3726	92307	APPLE VALLEY	7	803	0.87%
SCOTT JAMES FIREARM SALES & TRAINING	active	2402 WEST MAIN STREET	93291	VISALIA	7	661	1.06%
SNIPERALEZ GUN WORKS AND SHOOTING SUPPLIES	active	1951 GARDENIA LN	93212	CORCORAN	7	1,761	0.40%
SPORTS AUTHORITY 786	active	7572 N BLACKSTONE AVE	93720	FRESNO	7	787	0.89%
STEINHAUER ARMS AND GUNSMITHING	active	17760 AVENUE 278	93221	EXETER	7	282	2.48%
SURVIVAL COUNTRY	active	11210 RAWSON RD	96080	RED BLUFF	7	329	2.13%
THE 3RD STREET ARMORY CO	inactive	424 MAIN ST	95334	LIVINGSTON	7	187	3.74%
TIN STAR MULE CO & SUPPLY	inactive	11011 DENSMAR RD	92344	HESPERIA	7	1,457	0.48%

TRINITY TACTICAL	active	P O BOX 764	96093	WEAVERVILLE	7	687	1.02%
TUSCAN OUTDOORS	inactive	1705 AIRPORT BLVD STE E	96080	RED BLUFF	7	588	1.19%
VALKYRIE ARMS	inactive	1751 HOURET CT	95035	MILPITAS	7	1,510	0.46%
VALLEY FABRICATION INC	active	P O BOX 3618	93912	SALINAS	7	1,334	0.52%
WANNEY'S	inactive	5919 AUTRY AVE	90712	LAKEWOOD	7	698	1.00%
WINE COUNTRY ESTATE SALES	inactive	PO BOX 9065	95405	SANTA ROSA	7	819	0.85%
WISER OWL	inactive	6904 MIRAMAR RD UNIT 105	92121	SAN DIEGO	7	2,219	0.32%
AGUILAR DISTRIBUTING	active	4105 N CLOVIS AVENUE	93727	FRESNO	6	1,563	0.38%
ALFARO ENTERPRISE	active	P O BOX 826	95361	OAKDALE	6	417	1.44%
APPOINTED GEAR	active	1200 N JEFFERSON ST STE P	92807	ANAHEIM	6	2,847	0.21%
BERNARD M WITTKINS FIREARMS & ACCESSORIES	active	244 S PETIT AVE	93004	VENTURA	6	1,537	0.39%
BIG 5 SPORTING GOODS #467	active	P.O. BOX 92088	90009	LOS ANGELES	6	508	1.18%
BIG 5 SPORTING GOODS 122	active	P O BOX 92088	90009	LOS ANGELES	6	1,010	0.59%
BIG 5 SPORTING GOODS 141	active	P O BOX 92088	90009	LOS ANGELES	6	1,297	0.46%
BIG 5 SPORTING GOODS 162	active	P O BOX 92088	90009	LOS ANGELES	6	1,917	0.31%
BIG 5 SPORTING GOODS 17	active	P O BOX 92088	90009	LOS ANGELES	6	250	2.40%
BIG 5 SPORTING GOODS 19	active	P O BOX 92088	90009	LOS ANGELES	6	1,132	0.53%
BIG 5 SPORTING GOODS 228	active	P O BOX 92088	90009	LOS ANGELES	6	701	0.86%
BIG 5 SPORTING GOODS 349	active	P O BOX 92088	90009	LOS ANGELES	6	584	1.03%
BIG 5 SPORTING GOODS 362	active	P O BOX 92088	90009	LOS ANGELES	6	1,176	0.51%
BIG 5 SPORTING GOODS 408	active	P O BOX 92088	90009	LOS ANGELES	6	761	0.79%
BIG 5 SPORTING GOODS 48	active	P O BOX 92088	90009	LOS ANGELES	6	1,253	0.48%
BIG 5 SPORTING GOODS 69	active	P O BOX 92088	90009	LOS ANGELES	6	775	0.77%
BOOGALOO TACTICAL	active	5628 MARIALINDA ST	90503	TORRANCE	6	1,009	0.59%
BW & BW SALES	active	18772 LISTER LN	92646	HUNTINGTON BEACH	6	1,962	0.31%
CATCH HAPPY INC DBA SWEENEY'S SPORTS	active	1537 W IMOLA AVENUE	94559	NAPA	6	3,359	0.18%
CHICO GUN	inactive	1351 MANGROVE AVE STE B 1	95926	CHICO	6	364	1.65%

COYOTE VALLEY SPORTING CLAYS	active	1000 SAN BRUNO AVE	95037	MORGAN HILL	6	2,130	0.28%
D C ARMS	active	11550 17TH AVE	93245	LEMOORE	6	1,371	0.44%
DICK'S SPORTING GOODS	active	2314 MONUMENT BLVD	94523	PLEASANT HILL	6	3,071	0.20%
DICK'S SPORTING GOODS INC	active	3265 SPORTS ARENA BLVD	92109	SAN DIEGO	6	1,669	0.36%
DICK'S SPORTING GOODS INC	active	875 BROWNING ST	96003	REDDING	6	1,901	0.32%
DJB ASSOCIATES	active	3835 BELLE CREEK WAY	95843	ANTELOPE	6	1,241	0.48%
DREW'S PRECISION RELOADING FIREARMS	inactive	14238 VALLEY CENTER DR STE 105	92395	VICTORVILLE	6	265	2.26%
DW PRECISION GUNSMITHING	active	2420 MOHAWK ST STE 200	93308	BAKERSFIELD	6	159	3.77%
DZURO'S GUNS AND ACCESSORIES	inactive	3037 GOLF COURSE DRIVE #6	93003	VENTURA	6	1,344	0.45%
EMPIRE GUNS & AMMO	active	5085 ROCHESTER ST	92504	RIVERSIDE	6	917	0.65%
FIREARMS PERFORMANCE CENTER	active	825 KUHN DRIVE SUITE 107	91914	CHULA VISTA	6	1,289	0.47%
FIRING-LINE INC	active	P O BOX 6459	91359	WESTLAKE VILLAGE	6	445	1.35%
FOOTHILL FIREARM SUPPLY	inactive	PO BOX 1339	95665	PINE GROVE	6	825	0.73%
FOOTHILL FIREARMS	inactive	2185 MYERS ST	95966	OROVILLE	6	81	7.41%
GLOBAL ARMS	inactive	4525 SAN FERNANDO RD G	91204	GLENDALE	6	855	0.70%
GOLDEN STATE FIREARMS	active	1150 REDWOOD ST	93561	TEHACHAPI	6	230	2.61%
GUNS OF DISTINCTION, LLC	active	73360 HIGHWAY 111 SUITE 6	92260	PALM DESERT	6	1,880	0.32%
HMK ENTERPRISES	active	763 KING ST	91776	SAN GABRIEL	6	750	0.80%
HOLLOWPOINT TACTICAL LLC	active	889 CAMINO EL CARRIZO	91360	THOUSAND OAKS	6	4,400	0.14%
IGNIS ARMS	active	24169 RADWELL DRIVE	92553	MORENO VALLEY	6	366	1.64%
JESS FARMER GUNS	active	P O BOX 1416	93560	ROSAMOND	6	152	3.95%
JON'S GUNS	active	3794 POMEGRANATE AVE	95307	CERES	6	862	0.70%
LAST GUN SHOP	inactive	1537 IMOLA AVE B	94559	NAPA	6	506	1.19%
LOS ANGELES CERAKOTE	active	13750 SOUTH PRAIRIE AVE STE 1	90250	HAWTHORNE	6	1,581	0.38%
LOYAL ARMS, LLC	active	101 PARKSHORE DRIVE	95630	FOLSOM	6	4,289	0.14%
MACS SPORTING GOODS	active	425 N MAIN ST	93514	BISHOP	6	2,538	0.24%
MARIPOSA GUN WORKS & RELOADING SUPPLIES	active	P O BOX 968	95338	MARIPOSA	6	752	0.80%
MATCH GRADE GUNSMITHS	active	16305 S PIUMA AVENUE	90703	CERRITOS	6	2,725	0.22%
MCWILLIAMS GUNSMITHING	active	11435 TWIN CITIES RD	95632	GALT	6	1,993	0.30%

PAST & PRESENT COLLECTIBLES	active	12062 WOODSIDE AVE	92040	LAKESIDE	6	1,475	0.41%
POINT BLANK GUNS & AMMO	active	774 REDRIVER WAY	92882	CORONA	6	148	4.05%
PRECISION TACTICAL	active	7383 EL CAMINO REAL	93422	ATASCADERO	6	1,051	0.57%
RHODES JEWELRY AND LOAN	inactive	106 E FOURTH ST	92701	SANTA ANA	6	131	4.58%
RIGHT WING SHOOTING SPORTS	inactive	704 CLOVER MEADOW CT B	93308	BAKERSFIELD	6	216	2.78%
S-MART ARMS	inactive	1000 OLIVE DR 57	93308	BAKERSFIELD	6	210	2.86%
SALVO INDUSTRIES	active	26500 W AGOURA RD 102-240	91302	CALABASAS	6	805	0.75%
SAN JACINTO PAWN	active	720 S SAN JACINTO	92583	SAN JACINTO	6	216	2.78%
SDP SALES	active	15171 CORONADO ST	92683	WESTMINSTER	6	1,367	0.44%
SPORTSMAN WHOLESALE	active	90 ROCK CREEK RD #3	95228	COPPEROPOLIS	6	370	1.62%
SUBURBAN SURVIVAL STORE LLC	inactive	7509 N WILLOW AVE STE #104	93720	FRESNO	6	577	1.04%
T & A ARMORY	inactive	628 S HARBOR BLVD	92704	SANTA ANA	6	360	1.67%
TACTICAL ARMS GROUP	active	2412 E THOUSAND OAKS BLVD	91362	THOUSAND OAKS	6	2,453	0.24%
THE GUN GUYS	active	990 KLAMATH LN STE 22	95993	YUBA CITY	6	590	1.02%
TUNN TAVERN ARMS	active	2127 SANCTUARY WAY	95337	MANTECA	6	2,254	0.27%
VALLEY ROD & GUN	active	2704 CLOVIS AVE	93612	CLOVIS	6	1,079	0.56%
WILEY'S ARMORY	inactive	P O BOX 1033	93225	FRAZIER PARK	6	264	2.27%
WOOD RIVER L & T INC	active	1003 W FOOTHILL BLVD	91702	AZUSA	6	1,918	0.31%
YELLOW MART STORE	inactive	228 W HOBSON WY	92225	BLYTHE	6	1,078	0.56%
YUCAIPA JEWELRY & LOAN	inactive	PO BOX 7747	92375	REDLANDS	6	765	0.78%
6 G'S FIREARMS SALES & SERVICE	active	11332 ORA DR	92840	GARDEN GROVE	5	268	1.87%
ALEX IMPORTS	active	7839 UNIVERSITY AVE 104	91942	LA MESA	5	821	0.61%
ALSAMOUR FIREARM	active	12165 KIOWA RD #3	92308	APPLE VALLEY	5	195	2.56%
AMERICAN WARRIOR FIREARMS	inactive	40701 RANCHO VISTA BLVD #145	93551	PALMDALE	5	258	1.94%
BEST COLLATERAL	active	285 BEL MARIN KEYS BLVD, STE E	94949	NOVATO	5	1,653	0.30%
BIG 5 SPORTING GOODS 111	active	P O BOX 92088	90009	LOS ANGELES	5	867	0.58%
BIG 5 SPORTING GOODS 120	active	P O BOX 92088	90009	LOS ANGELES	5	863	0.58%
BIG 5 SPORTING GOODS 139	active	P O BOX 92088	90009	LOS ANGELES	5	684	0.73%
BIG 5 SPORTING GOODS 157	active	P O BOX 92088	90009	LOS ANGELES	5	1,700	0.29%

BIG 5 SPORTING GOODS 179	active	P O BOX 92088	90009	LOS ANGELES	5	1,623	0.31%
BIG 5 SPORTING GOODS 213	active	P O BOX 92088	90009	LOS ANGELES	5	1,316	0.38%
BIG 5 SPORTING GOODS 239	active	P O BOX 92088	90009	LOS ANGELES	5	1,273	0.39%
BIG 5 SPORTING GOODS 322	active	P O BOX 92088	90009	LOS ANGELES	5	1,270	0.39%
BIG 5 SPORTING GOODS 345	active	P O BOX 92088	90009	LOS ANGELES	5	866	0.58%
BIG 5 SPORTING GOODS 394	active	P O BOX 92088	90009	LOS ANGELES	5	785	0.64%
BIG 5 SPORTING GOODS 443	active	P O BOX 92088	90009	LOS ANGELES	5	1,082	0.46%
BIG 5 SPORTING GOODS 493	active	PO BOX 92088	90009	LOS ANGELES	5	836	0.60%
BIG 5 SPORTING GOODS 90	active	P O BOX 92088	90009	LOS ANGELES	5	971	0.51%
BOYCE FIREARMS SALES	active	10681 9 1/8 AVE	93230	HANFORD	5	163	3.07%
BRAVO 4 TACTICAL	inactive	1140 MAIN ST STE 101	92065	RAMONA	5	810	0.62%
BROWNING'S BULLSEYE	active	109 W HOBSON WAY	92225	BLYTHE	5	1,130	0.44%
CHARLEYS URBAN TACTICAL SUPPLIES	inactive	18838 US HWY 18 SUITE 14	92307	APPLE VALLEY	5	286	1.75%
COACHELLA VALLEY SECURITY ACADEMY	inactive	42600 CAROLINE CT STE 101	92211	PALM DESERT	5	268	1.87%
CUSTOM SANDBLASTING & ENGRAVE	active	339 COUNTY RD 98	95695	WOODLAND	5	1,237	0.40%
DAVID A CHAN	active	1571 GRACKLE WAY	94087	SUNNYVALE	5	2,604	0.19%
DEAD ON FIREARMS	active	2021 MISSION DR	93463	SOLVANG	5	1,336	0.37%
DIAMOND JEWELRY & LOAN INC	active	P O BOX 1816	93456	SANTA MARIA	5	281	1.78%
DYNAMIC GUN SALES AND SUPPLIES	inactive	34213 YUCAIPA BLVD B	92399	YUCAIPA	5	773	0.65%
EASTERN SIERRA ARMORY	active	P O BOX 100 - PMB 309	93546	MAMMOTH LAKES	5	328	1.52%
EBR WORKS	inactive	1560 NEWBURY RD 1 PMB 310	91320	NEWBURY PARK	5	4,106	0.12%
ED'S GUN SALES	active	2366 N. GLASSELL STREET STE H	92865	ORANGE	5	1,134	0.44%
FALLING HAMMER FIREARMS	inactive	835 MARTIN LUTHER KING JR WAY	95341	MERCED	5	194	2.58%
FIREQUICK PRODUCTS INC	active	P O BOX 910	93527	INYOKERN	5	1,492	0.34%
FREY'S GUNSHOP	active	312 S LOCUST ST	93555	RIDGECREST	5	1,344	0.37%
FULCHERS FIREARMS	inactive	P O BOX 1871	95987	WILLIAMS	5	1,157	0.43%
GILLIO RARE COINS FINE JEWELRY & LOAN	active	8 W FIGUEROA ST	93101	SANTA BARBARA	5	919	0.54%
GUERIN IND	active	P O BOX 2298	90631	LA HABRA	5	1,112	0.45%

GUNS UNLIMITED	active	771 LA PALOMA WY	95020	GILROY	5	957	0.52%
HARRY MARX CHEVROLET/HI-GRADE IMPORTS	active	927 I ST	93635	LOS BANOS	5	2,256	0.22%
HI-DESERT SHOOTER'S SUPPLY	active	44660 N LOWTREE AVE	93534	LANCASTER	5	230	2.17%
ISLAND ARMORY	active	16761 HERMIT CIRCLE	92647	HUNTINGTON BEACH	5	924	0.54%
JERRY'S SHOOTING SUPPLIES	active	P O BOX 638	95642	JACKSON	5	310	1.61%
KAZAR CUSTOM ARMS	inactive	21 ARBOREO	94559	NAPA	5	678	0.74%
KEITH WEBBER GUNSMITHING	active	1600 E CYPRESS AVENUE #6	96002	REDDING	5	2,095	0.24%
KEN'S SPORTING GOODS	active	P O BOX 544	93517	BRIDGEPORT	5	1,135	0.44%
LAKEPORT CAMPER & TRUCK	active	55 5TH STREET	95453	LAKEPORT	5	3,307	0.15%
LARRY AND WILLIE'S GUN SHOP	active	17417 DEARBORN ST	91325	NORTHRIDGE	5	792	0.63%
LIBERTY GUNS	active	611 DORNIE ST	91741	GLENDORA	5	1,167	0.43%
MARIN COUNTY ARMS	inactive	500 ALAMEDA DEL PRADO	94949	NOVATO	5	1,238	0.40%
MARINE CORPS COMMUNITY SERVICES (MCCS)	active	P O BOX 452008	92145	SAN DIEGO	5	3,696	0.14%
MCKINLEYVILLE HOME AND GARDEN CENTER	active	2725 CENTRAL AVE	95519	MCKINLEYVILLE	5	603	0.83%
MIKES GUNBROKER	active	16412 YUCCA STREET	92345	HESPERIA	5	319	1.57%
MOTHER LODE PAWN	active	626 S WASHINGTON STREET	95370	SONORA	5	529	0.95%
NOR CAL ARMS	active	4054 HYDE PARK COURT	96019	SHASTA LAKE	5	819	0.61%
NORWALK JEWELRY & LOAN INC DBA AUBURN JEWELRY&LOAN	active	948 C LINCOLN WAY	95603	AUBURN	5	1,308	0.38%
OC GUNS N GEAR	inactive	8531 OXLEY CR	92646	HUNTINGTON BEACH	5	1,322	0.38%
PAUL'S SAFE LOCK & KEY	active	223 N CHURCH ST	95240	LODI	5	708	0.71%
PFA	active	33610 HAYFIELD CR	92595	WILDOMAR	5	767	0.65%
QUINCY FIREARMS	active	183 SHELLEY LN	95971	QUINCY	5	1,926	0.26%
RICHARD B DUBIN DBA RICK DUBIN GUNS	active	P O BOX 663	91012	LA CANADA FLINTRIDGE	5	1,312	0.38%
ROUGH RIDERS SPORTING GOODS	active	59400 HOP PATCH SPRING RD	92561	MOUNTAIN CENTER	5	1,749	0.29%
SLACK, THOMAS WAY JR DBA TOM SLACK FIREARMS	active	28329 CHAMPIONSHIP DRIVE	92555	MORENO VALLEY	5	189	2.65%
SLINGIN LEAD DBA FAITH ARMORY	active	41669 WINCHESTER RD SUITE 101	92590	TEMECULA	5	1,610	0.31%

SOUTHWEST AUTOMOTIVE SUPPLY	active	8201 COMMONWEALTH AVE	90621	BUENA PARK	5	231	2.16%
SPORTSMAN'S WAREHOUSE #217	active	25070 MADISON AVENUE	92562	MURRIETA	5	7,265	0.07%
SPORTSMENS DEN	inactive	40396 HWY 41 STE E	93644	OAKHURST	5	609	0.82%
SURON ENTERPRISES	active	16341 VALLEY LN	95446	GUERNEVILLE	5	832	0.60%
SWISS LINK	inactive	PO BOX 2557	95967	PARADISE	5	213	2.35%
T B REPAIR	inactive	495 WEST A ST	92227	BRAWLEY	5	532	0.94%
TEMPLAR ARMAMENT LLC	inactive	611 UNIVERSITY AVE	95032	LOS GATOS	5	856	0.58%
THE 1911 GUY GRIPS-FAUSTO QUIROZ	active	4373 MORRISTOWN DR	92505	RIVERSIDE	5	674	0.74%
THE ARMORY	inactive	1864 LOMA LINDA CR	93635	LOS BANOS	5	318	1.57%
THE GUN CLUB	active	2822 S MCCALL AVE	93657	SANGER	5	1,748	0.29%
THE GUN SHOP	active	157 N 4TH	95361	OAKDALE	5	1,624	0.31%
TORO ARMS	inactive	1100 MAIN ST STE 310	95695	WOODLAND	5	727	0.69%
VALKYRIE ARMS POLICE SUPPLY & FIREARMS	inactive	2249 THE ALAMEDA	95050	SANTA CLARA	5	756	0.66%
VINNIE'S GUNS	active	1344 MAGNOLIA AVE	94928	ROHNERT PARK	5	1,287	0.39%
WHITTIER LOAN & JEWELRY	active	13575 WHITTIER BLVD	90605	WHITTIER	5	751	0.67%
WILLIAMS ENTERPRISES	active	21200 GEMINI WY	92241	DESERT HOT SPRINGS	5	1,347	0.37%
WILLOW CREEK ACE HARDWARE	active	2760 E STREET	95501	EUREKA	5	290	1.72%
WORLDWIDE AEROS CORP DBA AEROS	active	1734 AEROS WY	90640	MONTEBELLO	5	3,719	0.13%
WORTHAN'S GUNS WORKS	active	1753 EDGEMONT DR	93010	CAMARILLO	5	1,010	0.50%
A & W SURPLUS AND SALVAGE	active	3330 N DUKE AVE	93727	FRESNO	4	407	0.98%
ACCURATE ARMS	active	171 E AIRWAY BLVD	94551	LIVERMORE	4	3,572	0.11%
AFAB FIREARMS INC	active	1206 E ASH AVENUE, UNIT A	92831	FULLERTON	4	1,960	0.20%
ALL VALLEY TACTICAL	active	28480 C OLD TOWN FRONT ST	92590	TEMECULA	4	2,084	0.19%
AMERIVET ENTERPRISES INC	inactive	P O BOX 1074	90308	INGLEWOOD	4	137	2.92%
AMMOPARADISE	inactive	5130 E LA PALMA AVE STE 112	92807	ANAHEIM	4	1,617	0.25%
APPLIED KINETICS LLC	active	545 W VALENCIA DR	92832	FULLERTON	4	1,246	0.32%
ARMS UNLIMITED	inactive	2541 W 237TH ST STE F	90505	TORRANCE	4	260	1.54%
AUTOHAUS FIREARMS	inactive	7344 W 2ND ST	95673	RIO LINDA	4	408	0.98%
B2XW INC	active	7755 CENTER AVE 11TH FL, #1145	92647	HUNTINGTON BEACH	4	495	0.81%
BELL'S GUN SHOP	active	1149 N MAHAN	93555	RIDGECREST	4	1,666	0.24%

BIG 5 SPORTING GOODS #485	active	PO BOX 92088	90009	LOS ANGELES	4	518	0.77%
BIG 5 SPORTING GOODS 132	active	P O BOX 92088	90009	LOS ANGELES	4	657	0.61%
BIG 5 SPORTING GOODS 133	active	P O BOX 92088	90009	LOS ANGELES	4	740	0.54%
BIG 5 SPORTING GOODS 178	active	P O BOX 92088	90009	LOS ANGELES	4	1,020	0.39%
BIG 5 SPORTING GOODS 208	active	P O BOX 92088	90009	LOS ANGELES	4	2,018	0.20%
BIG 5 SPORTING GOODS 230	active	P O BOX 92088	90009	LOS ANGELES	4	681	0.59%
BIG 5 SPORTING GOODS 26	active	P O BOX 92088	90009	LOS ANGELES	4	561	0.71%
BIG 5 SPORTING GOODS 318	active	P O BOX 92088	90009	LOS ANGELES	4	653	0.61%
BIG 5 SPORTING GOODS 346	active	P O BOX 92088	90009	LOS ANGELES	4	1,036	0.39%
BIG 5 SPORTING GOODS 379	active	P O BOX 92088	90009	LOS ANGELES	4	867	0.46%
BIG 5 SPORTING GOODS 38	active	P O BOX 92088	90009	LOS ANGELES	4	1,129	0.35%
BIG 5 SPORTING GOODS 431	active	P O BOX 92088	90009	LOS ANGELES	4	880	0.45%
BIG 5 SPORTING GOODS 444	active	P O BOX 92088	90009	LOS ANGELES	4	609	0.66%
BIG 5 SPORTING GOODS 498	active	P.O. BOX 92088	90009	LOS ANGELES	4	1,025	0.39%
BIG 5 SPORTING GOODS 58	active	P O BOX 92088	90009	LOS ANGELES	4	777	0.51%
BIG 5 SPORTING GOODS 61	active	P.O. BOX 92088	90009	LOS ANGELES	4	686	0.58%
BIG 5 SPORTING GOODS 76	active	P O BOX 92088	90009	LOS ANGELES	4	522	0.77%
BIG 5 SPORTING GOODS 92	active	P O BOX 92088	90009	LOS ANGELES	4	1,064	0.38%
BIG 5 SPORTING GOODS 93	active	P O BOX 92088	90009	LOS ANGELES	4	978	0.41%
BRASS DEPOT	active	139 BALSAM ST	93555	RIDGECREST	4	2,245	0.18%
BROOKS PAWN & JEWELRY INC	active	1501 COFFEE RD STE F	95355	MODESTO	4	662	0.60%
BROTHERS N ARMS ARMORY	active	9011 AUTUMN SUNSET DR	93311	BAKERSFIELD	4	66	6.06%
BULLETS AND BRASS LLC	inactive	781 VINCA CT	95020	GILROY	4	231	1.73%
CALIFORNIA AUCTIONEERS & APPRAISERS LLC	active	8597 N VENTURA AVE	93001	VENTURA	4	455	0.88%
CHADWICK ARMORY	active	109 CANYON DRIVE	95482	UKIAH	4	1,368	0.29%
CHAVEZ FIREARMS 209	active	2755 MCKEE RD	95340	MERCED	4	537	0.74%

COAST TO COAST HARDWARE	active	1115 MARICOPA HWY	93023	OJAI	4	1,835	0.22%
COLLECTIBLE COINS & JEWELRY	active	226 SHORELINE HWY	94941	MILL VALLEY	4	653	0.61%
CORDELIA GUN EXCHANGE LLC	inactive	P O BOX 6049	94581	NAPA	4	326	1.23%
CRESTLINE GUN COMPANY	inactive	P O BOX 997	92325	CRESTLINE	4	137	2.92%
CROWN CITY LOAN & JEWELRY	active	65 E COLORADO BLVD	91105	PASADENA	4	474	0.84%
DAN'S OUTFITTERS & GUN SHOP	active	842 PASO ROBLES ST	93446	PASO ROBLES	4	1,580	0.25%
DAVE'S GUNSMITHING	active	1415 GARDEN HWY STE B	95991	YUBA CITY	4	546	0.73%
DAVID LAKE	active	1655 ROCKY PT RD	96122	PORTOLA	4	563	0.71%
DE HAAN FIREARMS	active	16207 AVE 188	93267	STRATHMORE	4	1,120	0.36%
DEFEND TO SURVIVE LLC	inactive	9300 REDWOOD RD	95326	HUGHSON	4	326	1.23%
DICK'S SPORTING GOODS, INC	active	549 SOUTHLAND MALL	94545	HAYWARD	4	733	0.55%
EFTG CORP DBA VICTOR CHARLIE ARMORY	active	4160 MARKET STREET SUITE 11	93003	VENTURA	4	779	0.51%
ERSKINE ENTERPRISES	inactive	341 N DEXFORD	90631	LA HABRA	4	107	3.74%
F W GUNS	active	109 ALSTON LN	94558	NAPA	4	2,301	0.17%
FIREARM SUPPLY CO.	active	17272 PRAIRE MILE ROAD	92065	RAMONA	4	1,582	0.25%
FIREARMS UNKNOWN/ HIRAM'S GUNS	active	660 S MAGNOLIA STREET #2	92020	EL CAJON	4	1,093	0.37%
FORTUNA ACE HARDWARE	active	140 S FORTUNA BLVD	95540	FORTUNA	4	1,007	0.40%
FOUNDER'S ARMS	inactive	PO BOX 22045	93390	BAKERSFIELD	4	276	1.45%
GARYS GUNS AND GUNSMITHING	inactive	1966 WILL-O-VIEW CT	95453	LAKEPORT	4	889	0.45%
GI JOE'S OUTDOOR STORE	active	976 N STATE STREET	95482	UKIAH	4	2,129	0.19%
GILLIO FIREARMS	inactive	9731 SIEMPRE VIVA RD STE 104	92154	SAN DIEGO	4	847	0.47%
GRECO'S HUNTING & CAMPING GEAR	active	7093 DANYEUR RD	96001	REDDING	4	743	0.54%
GRUNDMANS INC	inactive	75 WILDWOOD AVE	95562	RIO DELL	4	142	2.82%
GUN AUTHORITY	active	651 MAIN ST	95667	PLACERVILLE	4	296	1.35%
GUNS UP!	active	10537 CAMERON CANYON ROAD	93501	MOJAVE	4	940	0.43%
H AND H ENGINEERING	active	22402 LEISURE DRIVE	92883	CORONA	4	792	0.51%
HANK'S FIREARMS SALES	inactive	658 RICHMOND CT	93221	EXETER	4	239	1.67%
HI-PASS SPORTS	inactive	2435 B ALPINE BLVD	91901	ALPINE	4	165	2.42%
HILLSIDE RANGE	active	931 EAST PACHECO BLVD	93635	LOS BANOS	4	220	1.82%

J I C AMMUNITION OF FRESNO	active	4033 N HAYES AVE	93723	FRESNO	4	451	0.89%
JON'S GUNWORKS	inactive	4061 CAMAS CT	95973	CHICO	4	683	0.59%
KELLERS' FIREARMS	active	344 NORTH ALTA VISTA AVENUE	91016	MONROVIA	4	2,309	0.17%
LADS GUN SCHOOL	active	P.O. BOX 477	93238	KERNVILLE	4	266	1.50%
LIBERTY GUN SERVICE	active	1848 COTTONWOOD CIRCLE	93446	PASO ROBLES	4	364	1.10%
MEL COTTON'S RENTALS INC	active	1266 W SAN CARLOS	95126	SAN JOSE	4	1,070	0.37%
MENEGONS GUNS	active	1370 MAIN ST	94574	SAINT HELENA	4	419	0.95%
MERIDIAN ARMS	active	PO BOX 179	90507	TORRANCE	4	884	0.45%
MIKE SATTERFIELD DBA LIBERTY FIREARMS	active	8400 STERLING GROVE LANE	93312	BAKERSFIELD	4	677	0.59%
MOSHIACH TACTICAL	active	497 5TH STREET	95322	GUSTINE	4	636	0.63%
NATIONAL GUN SUPPLY	active	3302 SWETZER RD STE C	95650	LOOMIS	4	511	0.78%
NEW BORDER TACTICAL	active	925 N IMPERIAL AVENUE	92243	EL CENTRO	4	4,089	0.10%
NORCO ARMORY	active	1675 HAMNER AVENUE, SUITE 1	92860	NORCO	4	2,450	0.16%
PACIFIC COAST HOME DEFENSE	inactive	3800 OCEANIC DR STE 108	92056	OCEANSIDE	4	1,049	0.38%
PARA BELLUM TACTICAL	active	6145 SAN ANSELMO	93422	ATASCADERO	4	1,134	0.35%
PRIME DEVELOPMENT INC/DBA THE GUN AUTHORITY	inactive	PO BOX 8081	95621	CITRUS HEIGHTS	4	321	1.25%
PUBLIC SAFETY TECHNOLOGIES INC	inactive	719 ARROW GRAND CR	91722	COVINA	4	341	1.17%
RED DOG FIREARMS	active	P O BOX 115	93653	RAYMOND	4	740	0.54%
RICOCHET FIREARMS	active	10642 E ALDER CREEK RD	96161	TRUCKEE	4	1,071	0.37%
RIVERSIDE GUN CO	inactive	19096 WYLER RD	92570	PERRIS	4	99	4.04%
RUBEN JAMES ROSAS DBA BACK 2 BASICS	active	4475 SOTO STREET	92509	JURUPA VALLEY	4	612	0.65%
RZ OPERATIONS	active	3040 MONTROSE WY	95762	EL DORADO HILLS	4	1,268	0.32%
SAFE	active	25974 FIREWEED ST	92584	MENIFEE	4	784	0.51%
SAN FERNANDO LOAN CO.	active	1131 SAN FERNANDO RD.	91340	SAN FERNANDO	4	453	0.88%
SOCAL FIREARMS	inactive	1765 BATAVIA ST	92865	ORANGE	4	481	0.83%
SOUTH COAST OUTDOORSMAN	inactive	2736 E CHAPMAN AVE	92869	ORANGE	4	1,055	0.38%
SOUTHWEST GUNS & GEAR INC	active	12759 POWAY RD STE 202	92064	POWAY	4	478	0.84%
STONEY CREEK ARMS	active	5120 WEBB PL	92886	YORBA LINDA	4	4,952	0.08%
T & L TACTICAL DBA THE PRO SHOP	active	6368 N FIGARDEN DRIVE STE 116	93722	FRESNO	4	1,733	0.23%
TARGET ARMS LLC	active	785 ARBOR WY	95336	MANTECA	4	1,221	0.33%

THE SURPLUS GUY	inactive	PO BOX 309	90733	SAN PEDRO	4	513	0.78%
TSM CONSULTING & FIREARM SALES INC	inactive	4100 AVENIDA DE LA PLATA STE C	92056	OCEANSIDE	4	131	3.05%
WESTERN SIERRA FIREARMS	inactive	P O BOX 115	95936	DOWNIEVILLE	4	636	0.63%
WORTHY ARMORY	active	1621 1ST STREET #5	91340	SAN FERNANDO	4	1,167	0.34%
2A SELF DEFENSE	active	1914 GLADSTONE WY	93906	SALINAS	3	412	0.73%
ACTION ARMS	active	274 W MAIN ST	95695	WOODLAND	3	409	0.73%
ADAMSON POLICE PRODUCTS	active	1900 W KATELLA AVE STE A	92867	ORANGE	3	710	0.42%
ALBERTS SPORTS SHOP	inactive	PO BOX 3606	93613	CLOVIS	3	8	37.50%
ALL TERRAIN FIREARMS	active	15748 CHELMSFORD CIRCLE	96161	TRUCKEE	3	1,353	0.22%
ARTEMIS DEFENSE INSTITUTE	active	51 COASTAL OAK	92656	ALISO VIEJO	3	2,224	0.13%
BADROCK TACTICAL	inactive	931 N PARKER ST	92867	ORANGE	3	389	0.77%
BAKER FIREARMS	active	9921 W HARLE AVE	92804	ANAHEIM	3	2,124	0.14%
BALLISTIC PRECISION	inactive	2060 WALSH AVE STE 122	95050	SANTA CLARA	3	953	0.31%
BALLISTIC PRECISION INC	active	640 W CEDAR STREET	95501	EUREKA	3	745	0.40%
BANKS ENTERPRISES	active	P O BOX 783	95327	JAMESTOWN	3	899	0.33%
BIG 5 SPORTING GOODS #463	active	P O BOX 92088	90009	LOS ANGELES	3	737	0.41%
BIG 5 SPORTING GOODS #509	active	P.O. BOX 92088	90009	LOS ANGELES	3	443	0.68%
BIG 5 SPORTING GOODS 102	active	P O BOX 92088	90009	LOS ANGELES	3	1,041	0.29%
BIG 5 SPORTING GOODS 116	active	P O BOX 92088	90009	LOS ANGELES	3	560	0.54%
BIG 5 SPORTING GOODS 134	active	P O BOX 92088	90009	LOS ANGELES	3	592	0.51%
BIG 5 SPORTING GOODS 147	active	P O BOX 92088	90009	LOS ANGELES	3	1,025	0.29%
BIG 5 SPORTING GOODS 152	active	P O BOX 92088	90009	LOS ANGELES	3	1,143	0.26%
BIG 5 SPORTING GOODS 223	active	P O BOX 92088	90009	LOS ANGELES	3	412	0.73%
BIG 5 SPORTING GOODS 23	active	P O BOX 92088	90009	LOS ANGELES	3	934	0.32%
BIG 5 SPORTING GOODS 259	active	P O BOX 92088	90009	LOS ANGELES	3	995	0.30%
BIG 5 SPORTING GOODS 287	active	P O BOX 92088	90009	LOS ANGELES	3	948	0.32%
BIG 5 SPORTING GOODS 434	active	P O BOX 92088	90009	LOS ANGELES	3	649	0.46%
BIG 5 SPORTING GOODS 56	active	P O BOX 92088	90009	LOS ANGELES	3	1,457	0.21%

BIG 5 SPORTING GOODS 91	active	P O BOX 92088	90009	LOS ANGELES	3	865	0.35%
BOTACH TACTICAL	inactive	3423 W 43RD PL	90008	LOS ANGELES	3	653	0.46%
BOTELL & ASSOCIATES	active	P O BOX 428	95225	BURSON	3	408	0.74%
BOVI INC DBA BAKERSFIELD AMMO & GUN SALES	active	4208 ROSEDALE HWY #205	93308	BAKERSFIELD	3	669	0.45%
CALIFORNIA DISAVOWED LLC, DBA STICKS & STONES ARMS	active	39769 CHAMBRAY DRIVE	92563	MURRIETA	3	2,501	0.12%
CENTRAL VALLEY TRUCK & AUTO	active	680 N FARMERSVILLE BLVD	93223	FARMERSVILLE	3	399	0.75%
CHAD CASE	active	P O BOX 175	95223	ARNOLD	3	173	1.73%
COASTAL PROFESSIONAL SERVICES LLC	active	894 PATTY KAY CT	93444	NIPOMO	3	2,767	0.11%
COMPETITIVE SHOOTING SPECIALITIES	active	1075 STAMFORD CT	92878	CORONA	3	405	0.74%
CRAIG CASEY GUNSMITHING	active	1030 TAYLOR RD	95519	MCKINLEYVILLE	3	337	0.89%
CROSSFIRE FIREARMS	active	8509 HAYLOFT PL	92508	RIVERSIDE	3	48	6.25%
CS TACTICAL INC	active	931 ENTERPRISE DRIVE	95825	SACRAMENTO	3	1,472	0.20%
D & L ARMS	inactive	P O BOX 769	93644	OAKHURST	3	621	0.48%
DAN'S FINE FIREARMS LLC DBA RAMONA SHOOTIST'S EMPO	active	649 MAIN STREET, UNIT C	92065	RAMONA	3	2,461	0.12%
DEATH OR GLORY GUN WORKS	active	15412 SAINT CLEMENT WAY	93314	BAKERSFIELD	3	357	0.84%
DICK'S SPORTING GOODS 1407	active	7572 N BLACKSTONE AVENUE	93720	FRESNO	3	511	0.59%
DICK'S SPORTING GOODS, INC. 1048	active	401 KENILWORTH DR	94952	PETALUMA	3	1,998	0.15%
DICKS SPORTING GOODS 1195	active	435 LOS CERRITOS CTR SP F17	90703	CERRITOS	3	1,397	0.21%
EAI	inactive	15509 ARROW HWY	91706	BALDWIN PARK	3	138	2.17%
ELKHORN BAIT & TACKLE INC DBA FALL RIVER OUTFITTERS	inactive	6745 20TH ST	95673	RIO LINDA	3	155	1.94%
EMPIRE GUNS & AMMO	active	6617 MAGNOLIA AVENUE	92506	RIVERSIDE	3	955	0.31%
EMPIRE TACTICAL/ EMPIRE VAULT	active	8938 AIRPORT ROAD, SUITE B	96002	REDDING	3	611	0.49%
FERGUSON ARMS	active	914 GANDUL CALLE	95409	SANTA ROSA	3	521	0.58%
FIELD TIME TARGET & TRAINING LLC	active	8230 ELECTRIC AVE	90680	STANTON	3	716	0.42%
FINS FUR AND FEATHER SPORTS	active	1520 BADER MINE RD	95969	PARADISE	3	476	0.63%
FIRE HOUSE GUNS	active	607 E GRANDVIEW AVENUE	91024	SIERRA MADRE	3	1,591	0.19%

FIREARM SALES UNLIMITED LLC	active	15224 AQUEDUCT LANE	91709	CHINO HILLS	3	391	0.77%
FRONTSIGHT ARMORY LLC / DBA NEW IDRIA ARMS	active	847 INDUSTRIAL DR	95023	HOLLISTER	3	562	0.53%
GOLETA VALLEY GUN & SUPPLY	inactive	5669 CALLE REAL	93117	GOLETA	3	317	0.95%
GRETAS FIREARMS SALES & TRAINING	active	4228 E LOS ANGELES AVENUE	93063	SIMI VALLEY	3	4,364	0.07%
GS GUNS AND SUPPLY	inactive	13855 STRATTON AVE	91342	SYLMAR	3	26	11.54%
GUN KINGS ARMORY	inactive	2131 CROSS ST	91011	LA CANADA FLINTRIDGE	3	269	1.12%
GUN PLATING	active	8815 ALMOND AVENUE	95388	WINTON	3	89	3.37%
HALBROOK'S CARVING & GUN ROOM	active	17564 ARROW BLVD	92335	FONTANA	3	670	0.45%
HEAVY METAL DIECAST	inactive	373 D AVE OF FLAGS	93427	BUELLTON	3	317	0.95%
HOMEFRONT DEFENSE AND SECURITY	active	2974 S BUENA VISTA AVE	92882	CORONA	3	2,333	0.13%
JD MACHINE TECH INC	active	2602 32ND AVENUE	49829		3	1,352	0.22%
JIM'S GUNS	active	28222 WATERMAN RD	92311	BARSTOW	3	1,015	0.30%
JOHN C & LONNETTA R FULLER	active	24542 NEW JERSEY AVE	96021	CORNING	3	1,341	0.22%
JOINT TASK FORCE WEAPONRY INC	active	19153 COLIMA ROAD	91748	ROWLAND HEIGHTS	3	178	1.69%
JUDGE ENTERPRISES	active	10986 MT BROW RD	95370	SONORA	3	80	3.75%
KINGS RIVER COATINGS	active	2491 AVENUE 400	93631	KINGSBURG	3	1,835	0.16%
KIRBS OUTLET	active	2329 FENSLER RD	96134	TULELAKE	3	1,469	0.20%
LA FIREARMS SUPPLIES INC	active	1212 W MAGNOLIA BLVD	91506	BURBANK	3	2,177	0.14%
LE TAC INC	inactive	9864 GLENOAKS BLVD	91352	SUN VALLEY	3	872	0.34%
LEDBETTERS FIREARM SERVICE	active	120 CORSICANA DR	94503	AMERICAN CANYON	3	619	0.48%
LJ GUNS	active	14723 MISTLETOE AVENUE	93314	BAKERSFIELD	3	544	0.55%
MADERA FIREARMS LLC	active	14402 HIGHWAY 41	93636	MADERA	3	3,917	0.08%
MARTIN GUN SHOP	active	2178 S WILLOW	93725	FRESNO	3	47	6.38%
MIKES GUN REPAIR	active	970 VIRGINIA DR	94571	RIO VISTA	3	603	0.50%
MIKES TACTICALS LLC	active	1320 EDMONTON COURT	95376	TRACY	3	3,977	0.08%
MILLER'S RADIATOR & MUFFLER	active	1370 11TH ST	93654	REEDLEY	3	576	0.52%
MM TACTICAL	inactive	8600 LA PAENDA WY	95662	ORANGEVALE	3	1,064	0.28%
MOONLIGHT ENTERPRISE	inactive	1831 9TH AVE	93215	DELANO	3	778	0.39%
NA GUNSMITHING, LLC	active	1803 ELZWORTH STREET	93312	BAKERSFIELD	3	1,495	0.20%
NON-SHEEP FIREARMS	active	3449 VANDERMOLLEN DRIVE	92860	NORCO	3	2,018	0.15%

NORCO ARMORY	active	1675 HAMNER AVE	92860	NORCO	3	1,428	0.21%
OSTERT'S GUN SALES	active	7359 CIRCLE DR	94928	ROHNERT PARK	3	758	0.40%
OTG GUNS	active	19094 CRONESE LN	92308	APPLE VALLEY	3	322	0.93%
PACIFIC SPORTING ARMS	active	912 W 10TH ST	91702	AZUSA	3	6,482	0.05%
PRADO OLYMPIC SHOOTING PARK	active	17501 POMONA RINCON RD	91708	CHINO	3	1,016	0.30%
PRECISION GUN WORKS SAN DIEGO	active	2515 PIONEER AVE STE 2	92081	VISTA	3	1,696	0.18%
PROTECTIVE BUNKERS, INC	active	27260 PEACH STREET	92570	PERRIS	3	272	1.10%
QUICK RESPONSE FIREARMS	active	2466 BEACH ST	93445	OCEANO	3	509	0.59%
REFLEX TACTICAL LLC	active	10 KINGS AVE STE A	93610	CHOWCHILLA	3	585	0.51%
RIDDLE CUSTOM FIREARMS	inactive	882 DAINTY AVENUE	94513	BRENTWOOD	3	710	0.42%
ROCKING 40 ENTERPRISES FIREARMS	inactive	23150 EASTSIDE RD	95490	WILLITS	3	1,414	0.21%
ROGERS, JESSE C DBA JESSE'S GUNS	active	2251 LEWISTON RD	96052	LEWISTON	3	268	1.12%
RONIN TACTICAL GROUP	active	14633 MONET DR	92880	CORONA	3	661	0.45%
SAFE SPACE SHOOTING	inactive	42033 6TH ST W STE B	93534	LANCASTER	3	157	1.91%
SAFETY FIRST FIREARMS	active	8360 REDWOOD BLVD	93505	CALIFORNIA CITY	3	211	1.42%
SAG ENTERPRISES	inactive	500 W SANTA MARIA ST SP 150	93060	SANTA PAULA	3	159	1.89%
SHAFER'S ACE HARDWARE	active	2760 E ST.	95501	EUREKA	3	1,701	0.18%
SHOOTERS AND SHELLS, INC	active	1618 IROQUOIS ROAD	95765	ROCKLIN	3	468	0.64%
SIERRA OUTDOOR OUTFITTER	active	63 S WASHINGTON STREET	95370	SONORA	3	1,937	0.15%
SOCAL GUNBROKER	active	1137 GEM LANE	92065	RAMONA	3	1,858	0.16%
SOFINOCON ENTERPRISES LLC	inactive	16605 OLEANDER AVE	95032	LOS GATOS	3	1,042	0.29%
SPORTSMAN'S WAREHOUSE #259	active	8217 LAGUNA BLVD	95758	ELK GROVE	3	5,496	0.05%
SPORTSMAN'S WAREHOUSE #264	active	1060 HARTER PARKWAY	95993	YUBA CITY	3	2,640	0.11%
STEVE'S FIREARMS SERVICE	active	3579 MEADOWBROOK DRIVE	94558	NAPA	3	407	0.74%
SUNNYVALE ROD & GUN CLUB	active	P O BOX 2903	95015	CUPERTINO	3	2,024	0.15%
TEAM THREE TACTICAL AND SURVIVAL	inactive	540 EAST MAIN ST	95945	GRASS VALLEY	3	553	0.54%
TERESI TRADING	active	318 E KETTLEMAN	95240	LODI	3	1,329	0.23%
THE GUN STOCK INC	active	118 E ORANGETHORPE AVENUE	92801	ANAHEIM	3	1,572	0.19%
TRACY SHOOTING SUPPLIES INC	inactive	22 EAST 11TH ST	95376	TRACY	3	143	2.10%

TRIGGER HAPPY SPORTING GOODS	active	5230 N CLARK AVE STE 27	90712	LAKEWOOD	3	685	0.44%
TRUCKEE TAHOE FIREARMS LLC	inactive	P.O. BOX 2258	96160	TRUCKEE	3	618	0.49%
TUMMY'S GUN WORKS	active	11091 RHYOLITE DR 2	96003	REDDING	3	1,153	0.26%
WEST COAST GUN WORKS INC	active	11360 WESTERN AVE	90680	STANTON	3	1,031	0.29%
WEST DECALS	active	8209 BELLOWS AVE	93311	BAKERSFIELD	3	495	0.61%
WHISKEY TANGO FIREARMS	inactive	26740 OAK AVE UNIT C	91351	CANYON COUNTRY	3	500	0.60%
AB PROTOTYPE	active	12439 POWAY ROAD, SUITE C	92064	POWAY	2	577	0.35%
ACCURATE TACTICAL FIREARMS	active	2443 SUNNYSIDE RIDGE ROAD	90275	RANCHO PALOS VERDES	2	130	1.54%
ALF, LLC	inactive	1567 AYERS ROAD	94521	CONCORD	2	212	0.94%
ALL ABOUT ARMS	active	683 GARDEN GATE DR	95336	MANTECA	2	206	0.97%
ALLRED ARMS	active	6518 E FILLMORE	93727	FRESNO	2	30	6.67%
ALPHA AND OMEGA CUSTOM HOLSTERS AND FIREARMS	active	348 WESTERN DR	93309	BAKERSFIELD	2	55	3.64%
ALPHA TEAM	active	9318 OAK HILLS AVE	93312	BAKERSFIELD	2	652	0.31%
ALTA ARMS INC	inactive	1437 ALTA SIERRA RD	93285	WOFFORD HEIGHTS	2	169	1.18%
AMERICAN TACTICAL FIREARMS	active	7635 WOODCHUCK WY	95610	CITRUS HEIGHTS	2	1,079	0.19%
AMMO UNLIMITED INC	active	1130 D ST #2	92065	RAMONA	2	687	0.29%
ANR DISTRIBUTION	inactive	14809 HORST AVE	90650	NORWALK	2	7	28.57%
ARM & ALARM INC	inactive	P.O. BOX 2862	96093	WEAVERVILLE	2	263	0.76%
ARM ME	active	325 CAMWOOD AVE	93308	BAKERSFIELD	2	460	0.43%
ARM N ARMS	active	1464 E LOS ANGELES AVE UNIT 3	93065	SIMI VALLEY	2	589	0.34%
ARMOR LOAN OFFICE INC.	inactive	332 D ST.	95901	MARYSVILLE	2	361	0.55%
ATLAS LOAN & JEWELRY CO, INC	active	16522 BELLFLOWER BLVD	90706	BELLFLOWER	2	242	0.83%
AUTO & EQUIPMENT PAWN	active	4514 PACIFIC HEIGHTS RD	95965	OROVILLE	2	389	0.51%
BALISTICOM, LLC	inactive	1372 E BERINGER DR	92583	SAN JACINTO	2	428	0.47%
BARKERS FIREARMS	active	417 W 22ND ST	95340	MERCED	2	104	1.92%
BAXT CAPITAL INNOVATIONS	active	1202 KIFER RD	94086	SUNNYVALE	2	722	0.28%
BAYSAVERS GUNS	active	8863 KONA WAY	95662	ORANGEVALE	2	171	1.17%
BEACH BLVD PAWN	active	10615 BEACH BLVD	90680	STANTON	2	713	0.28%
BIG 5 SPORTING GOODS #474	active	PO BOX 92088	90009	LOS ANGELES	2	514	0.39%
BIG 5 SPORTING GOODS #478	active	P O BOX 92088	90009	LOS ANGELES	2	625	0.32%

BIG 5 SPORTING GOODS #487	active	PO BOX 92088	90009	LOS ANGELES	2	647	0.31%
BIG 5 SPORTING GOODS 105	active	P O BOX 92088	90009	LOS ANGELES	2	1,062	0.19%
BIG 5 SPORTING GOODS 121	active	P O BOX 92088	90009	LOS ANGELES	2	711	0.28%
BIG 5 SPORTING GOODS 149	active	P O BOX 92088	90009	LOS ANGELES	2	1,285	0.16%
BIG 5 SPORTING GOODS 247	active	P O BOX 92088	90009	LOS ANGELES	2	911	0.22%
BIG 5 SPORTING GOODS 28	active	P O BOX 92088	90009	LOS ANGELES	2	1,334	0.15%
BIG 5 SPORTING GOODS 433	active	P O BOX 92088	90009	LOS ANGELES	2	694	0.29%
BIG 5 SPORTING GOODS 70	active	P O BOX 92088	90009	LOS ANGELES	2	781	0.26%
BIG 5 SPORTING GOODS 75	inactive	P O BOX 92088	90009	LOS ANGELES	2	125	1.60%
BIRDS LANDING LLC	active	2099 COLLINSVILLE RD	94585	SUISUN CITY	2	3,358	0.06%
BLACKWATER HYDROGRAPHICS	active	301 BURNS DR BLDG D UNIT 2	95991	YUBA CITY	2	458	0.44%
BOB ZINNS	active	12518 GREEN STREET	93516	BORON	2	287	0.70%
BROWNS GUNS	inactive	2562 VAN DUZEN RD	95526	BRIDGEVILLE	2	51	3.92%
BULLSEYE BALLISTIC ARMS	inactive	775 BISMARCK AVE	93004	VENTURA	2	233	0.86%
BUSHIDO ARMORY	active	2511 ERLING WY	93631	KINGSBURG	2	72	2.78%
C & C FIREARMS	inactive	4107 N CLOVIS AVE	93727	FRESNO	2	14	14.29%
C & M PRECISION	inactive	1421 OLD COUNTY RD STE C	94002	BELMONT	2	183	1.09%
CALIFORNIA TACTICAL ARMS, LLC	active	5158 MYRTLE DR	94521	CONCORD	2	425	0.47%
CALIM SHOOTER SUPPLY	active	405 SUTTER ST SP B	94590	VALLEJO	2	901	0.22%
CARNAZA HUNTERS SUPPLY	active	10540 BITTERWATER RD	93453	SANTA MARGARITA	2	419	0.48%
CASTELLO'S GUNS & SPORTING GOODS	active	2279 LINCOLN AVE	95125	SAN JOSE	2	670	0.30%
CENCAL GUNS	inactive	3253 W SEDONA AVE	93291	VISALIA	2	163	1.23%
CHRISTOPHER DONALD VAN ZANDT	active	PO BOX 3119	92285	LANDERS	2	325	0.62%
CITIZEN SECURITY AND SPORT	active	15113 HANNAH LYN AVE	93314	BAKERSFIELD	2	204	0.98%
COAST ARMORY	active	1510 LA CITA CT	93401	SAN LUIS OBISPO	2	176	1.14%
COAST HARDWARE & RADIO SHACK	active	300 N MAIN STREET	95437	FORT BRAGG	2	595	0.34%
CRAIG GOTTLIEB MILITARIA INC	inactive	722 GENEVIEVE ST STE H	92075	SOLANA BEACH	2	216	0.93%

CRAIG KINNEAVY DBA BOLTS AND BARRELS GUNWORKS	active	8149 SECLUDED VALLEY DR	96001	REDDING	2	242	0.83%
CUSTODY FIREARMS	active	11419 ZANCARA DR	93311	BAKERSFIELD	2	1,151	0.17%
DAN'S DISCOUNT GUNS & AMMO	active	6913 STODDARD RD 2	95361	OAKDALE	2	122	1.64%
DANGEROUS DAVE AND SONS	active	208 W MINER STREET	96097	YREKA	2	1,018	0.20%
DAVID STONE DISTRIBUTOR	active	2461 VINEYARD RD	94947	NOVATO	2	256	0.78%
DEEPAK CHOPRA	inactive	526 ESCONDIDO CR	94550	LIVERMORE	2	79	2.53%
DEFENSE SPECIALTY	inactive	17917 S. HOBART BLVD	90248	GARDENA	2	246	0.81%
DIAMOND D FEED	active	P O BOX 667	96022	COTTONWOOD	2	1,143	0.17%
DICK'S SPORTING GOODS #1409	active	680 BLOSSOM HILL ROAD	95123	SAN JOSE	2	280	0.71%
DICK'S SPORTING GOODS #1416	active	1200 GREAT MALL DRIVE	95035	MILPITAS	2	281	0.71%
DICK'S SPORTING GOODS 1330	active	345 COURT STREET	15108		2	317	0.63%
DICK'S SPORTING GOODS INC	active	5354 PACIFIC AVE	95207	STOCKTON	2	855	0.23%
DICK'S SPORTING GOODS, INC.	active	2820 DUBLIN BLVD	94568	DUBLIN	2	2,180	0.09%
DICKS SPORTING GOODS #1297	active	345 COURT STREET	15108		2	788	0.25%
DISCREET DEFENSE	inactive	P O BOX 225	96007	ANDERSON	2	217	0.92%
DTOM ARMS CO	active	6156 PRESTON CIR	95765	ROCKLIN	2	240	0.83%
EASTERN BEACON INDUSTRIES LLC	active	4508 ATLANTIC AVE #182	90807	LONG BEACH	2	211	0.95%
EBBETTS PASS SPORTING GOODS	active	P O BOX 579	95223	ARNOLD	2	212	0.94%
ENFORCEMENT EQUIPMENT COMPANY	active	2048 DEVONSHIRE DR	94558	NAPA	2	130	1.54%
ERNIE'S DEPT STORE	inactive	P O BOX 1045	96041	HAYFORK	2	278	0.72%
ERNIES TRUE VALUE	active	P O BOX 910	96041	HAYFORK	2	364	0.55%
EUREKA ACE HARDWARE	active	2760 E STREET	95501	EUREKA	2	266	0.75%
EZ CUSTOM DESIGN INC DBA AA TACTICAL ENTERPRISE	active	7267 LAZARE COURT	92880	CORONA	2	501	0.40%
FEATHER RIVER FIREARMS	inactive	198 PONT CT	95971	QUINCY	2	242	0.83%
FIREARMS UNLIMITED	active	417 TROUT GULCH RD	95003	APTOS	2	171	1.17%
FIVE STAR FIREARMS AND TRAINING	inactive	P O BOX 2175	96160	TRUCKEE	2	440	0.45%
FLAME 4 ENSICS	inactive	103 LOS SANTOS CT	94590	VALLEJO	2	1,398	0.14%
G H GUNS & SUPPLIES	active	4215 E HARVARD	93703	FRESNO	2	341	0.59%
GAVIN DE BECKER & ASSOCIATES LP	active	350 N GLENDALE AVENUE #517	91206	GLENDALE	2	801	0.25%

GAYLORD R RANSOM	active	7415 N PALM STE 100	93711	FRESNO	2	756	0.26%
GERALD A MELE	active	7337 N FIRST ST STE 110	93720	FRESNO	2	213	0.94%
GOODSHOTS GUNSMITHING	active	1313 CALLEN STREET SUITE B	95688	VACAVILLE	2	1,712	0.12%
GUN AT FIRST SIGHT LLC	active	9521 CENTRAL AVE	95662	ORANGEVALE	2	366	0.55%
GUN ATTIC CUSTOMS	active	699 WASHINGTON BLVD SUITE B8	95678	ROSEVILLE	2	193	1.04%
GUN BROTHERS INC	active	3804 WEST BURBANK BLVD UNIT B	91505	BURBANK	2	1,601	0.12%
GUNS ON DEMAND	inactive	10417 ROSE RIVER FALLS AVE	93312	BAKERSFIELD	2	253	0.79%
H & K ENTERPRISE	inactive	3030 SANDI DR	95973	CHICO	2	148	1.35%
HATFIELD ACE HARDWARE	inactive	2020 SOLANO ST	96021	CORNING	2	61	3.28%
HATTERSLEY'S SPORTS	active	8897 MEADOWSPRING DR	95758	ELK GROVE	2	353	0.57%
HEIDA FIREARMS	active	410 W MAIN STREET SUITE C	95366	RIPON	2	113	1.77%
HONARVAR HEAVY MACHINE, INC	active	22762 ASPAN STREET, SUITE 204	92630	LAKE FOREST	2	316	0.63%
IMPERIAL JEWELRY & LOAN	active	11405 FIRESTONE BLVD, SUITE E	90650	NORWALK	2	86	2.33%
INDEPENDENT STUDIO SERVICES	active	9545 WENTWORTH ST	91040	SUNLAND	2	725	0.28%
J & S SHOOTING SUPPLY	active	P O BOX 333	96128	STANDISH	2	1,157	0.17%
JACK'S GUNS	active	5171 AVENUE 232	93274	TULARE	2	244	0.82%
JB FIREARMS	active	6540 SALMON FALLS ROAD	95664	PILOT HILL	2	1,591	0.13%
JEFFREY THOMAS DBA JT'S FIREARMS	active	2 MCLAREN STE A	92618	IRVINE	2	2,157	0.09%
JIM LANEAR FOR GUNS	inactive	P O BOX 12318	92022	EL CAJON	2	146	1.37%
JOHN F LOVE	active	9721 TEXAS HILL RD	95311	COULTERVILLE	2	254	0.79%
JOHN W LUTHER II	active	8986 SVL BOX	92395	VICTORVILLE	2	19	10.53%
JOHNSON SPORTING GOODS, LLC	inactive	202 N COAST HWY	92054	OCEANSIDE	2	83	2.41%
JOHNSON'S CUSTOM GUNS	inactive	112 WILSON WAY	94503	AMERICAN CANYON	2	25	8.00%
K & W GUNS	active	543 S FAIRVIEW ST	93555	RIDGECREST	2	804	0.25%
KENNETH MARVIN SANDBERG	active	P O BOX 422	93062	SIMI VALLEY	2	1,192	0.17%
KENS GUNS & AMMO	active	83-398 EMERALD AVE	92201	INDIO	2	218	0.92%
KINETIC ENERGY TOOLS LLC	active	343 N 15TH ST.	95112	SAN JOSE	2	807	0.25%
LA PUENTE FIRING RANGE	active	16418 VALLEY BLVD	91744	LA PUENTE	2	69	2.90%
LIONHEART ENTERPRISES	active	6889 KAREN LN	92509	JURUPA VALLEY	2	1,052	0.19%
MARINER'S GUN SUPPLY	active	6155 PALOMAR CR	93012	CAMARILLO	2	107	1.87%

MARK JACOBS SALES	inactive	3609 DE SOUZA PL	93309	BAKERSFIELD	2	153	1.31%
MARK S MATTESON	active	16124 MCCOURTNEY RD	95949	GRASS VALLEY	2	457	0.44%
MARYSVILLE PLUMBING AND BUILDING SUPPLY	active	5979 LINDHURST AVE	95901	MARYSVILLE	2	55	3.64%
MCBRIDE TACTICAL GUNWORKS INC	inactive	2311 STRATHAM BLVD UNIT B	93033	OXNARD	2	105	1.90%
MICHAEL J ETCHEGOINBERRY	active	5469 W BLUFF AVE	93722	FRESNO	2	189	1.06%
MICHAEL PAOLI	active	348 S FRANKLIN ST	95437	FORT BRAGG	2	593	0.34%
MIKES SPORT SHOP	active	16815 PEBBLE CT	95457	LOWER LAKE	2	152	1.32%
MISSION PRECISION	active	1753 SAN FERNANDO ROAD	91340	SAN FERNANDO	2	825	0.24%
MISSION SUPPORT SPECIALIST INC	inactive	P O BOX 3027	92082	VALLEY CENTER	2	51	3.92%
MONTY'S COMBAT ARMS (MCA)	active	2040 SPRUCE STREET	95948	GRIDLEY	2	26	7.69%
MR MACS GUNS AND SUPPLY	active	1829 SCENIC VIEW DR	93307	BAKERSFIELD	2	343	0.58%
MURRIETA PAWN	inactive	39872 LOS ALAMOS ROAD STE A-6	92562	MURRIETA	2	977	0.20%
NATIONS FIREARMS, LLC	active	336 SWAN CT	95023	HOLLISTER	2	2,728	0.07%
OAK TREE ARMS	active	1138 MARIPOSA DR	93060	SANTA PAULA	2	557	0.36%
ORANGEVALE ARMS	active	531 45TH STREET	95819	SACRAMENTO	2	1,760	0.11%
PAC WEST FIREARMS LLC	active	25556 ARAGON WY	92887	YORBA LINDA	2	444	0.45%
PAUL SCHAFFER	inactive	6003 PASEO PALMILLA	93117	GOLETA	2	427	0.47%
PAWN ADVANTAGE STORE	active	157 PETALUMA BLVD N	94952	PETALUMA	2	140	1.43%
PRAXIS TACTICAL & HUNTING GUN SHOP INC	active	3065 E THOUSAND OAKS BLVD 2	91362	THOUSAND OAKS	2	848	0.24%
PRO TUTELA SELF DEFENSE	active	6362 GLEN HAVEN RD	95073	SOQUEL	2	408	0.49%
PROUD AMERICAN GUNS AND GEAR	active	14751 BLUE WILDRYE CT	93314	BAKERSFIELD	2	275	0.73%
RAG FIREARMS, LLC	active	142 A HALL ROAD	95076	WATSONVILLE	2	311	0.64%
RAPID FIRE FIREARMS TRAINING	active	5410 SWEET SUNBLAZE AVENUE	93311	BAKERSFIELD	2	360	0.56%
REDFIELD ARMORY INC	active	3953 GRANDVIEW DR	92823	BREA	2	1,659	0.12%
RHOADES OUTDOORS	active	529 SAN MADELE AVE	93210	COALINGA	2	967	0.21%
RICHARD CARTER HUDGINS	inactive	955 TODD RD	95453	LAKEPORT	2	298	0.67%
ROBERT G MARAZZANI	active	120 BERRELLESA ST	94553	MARTINEZ	2	333	0.60%
ROBERT LEWIS TRUSLOW	active	18738 LEMON ST	92345	HESPERIA	2	186	1.08%
ROBERTS GUNSMITHING & POLICE SUPPLY	active	P O BOX 6059	95763	FOLSOM	2	59	3.39%
ROD'S GUNS	active	1802 E CAMBRIDGE COURT	93292	VISALIA	2	116	1.72%

RUSSELL TACTICAL	active	758 N GLASSELL ST	92867	ORANGE	2	1,252	0.16%
SAN DIEGO FIREARMS TRNG CTR	inactive	12150 FLINT PL	92064	POWAY	2	935	0.21%
SENTINEL SERVICES LLC	active	P O BOX 437	93062	SIMI VALLEY	2	654	0.31%
SHEEPDOG ARMORY	active	613 TAFOYA DRIVE	95776	WOODLAND	2	488	0.41%
SHEEPDOG FIREARMS	active	534 FERN VALLEY WY	93308	BAKERSFIELD	2	177	1.13%
SHIELD CLOTHING COMPANY INC	active	139 W RIALTO AVE	92376	RIALTO	2	572	0.35%
SHOBERG GUNWORKS	active	782 WAUGH LN	95482	UKIAH	2	1,227	0.16%
SHOOT SAFE	active	8231 ELLIS AVE 5D	92646	HUNTINGTON BEACH	2	172	1.16%
SINISTER ARMS	inactive	1873 SUMMER CLOUD DR	91362	THOUSAND OAKS	2	132	1.52%
SO CAL RIFLES LLC	inactive	PO BOX 51475	92619	IRVINE	2	45	4.44%
SOCAL FIREARMS	active	11104 SONOMA CREEK CT	93312	BAKERSFIELD	2	33	6.06%
SOGG ENTERPRISES, INC	active	2319 W. OLIVE AVENUE, SUITE A	91506	BURBANK	2	5,462	0.04%
SOUTH GATE FIREARM SUPPLY	active	28420 YOSEMITE SPRINGS SUITE B	93614	COARSEGOLD	2	1,155	0.17%
SPORTS AUTHORITY 676	active	4821 MING AVE	93309	BAKERSFIELD	2	181	1.10%
SPORTS AUTHORITY 784	active	5995 BRIDCAGE CENTER LN	95610	CITRUS HEIGHTS	2	124	1.61%
SPORTSMENS DEN	inactive	40032 HWY 49 #1	93644	OAKHURST	2	197	1.02%
SRG DESIGN - OUTLAWS ARMORY OF CANYON LAKE	active	23421 CANYON LAKE DRIVE N	92587	MENIFEE	2	575	0.35%
STONE'S GUN SHOP	active	829 MARTIN LUTHER KING JR WY	95341	MERCED	2	640	0.31%
STOWELL FIREARMS	inactive	5015 SHAMAN CT	93312	BAKERSFIELD	2	123	1.63%
SUPERIOR TACTICAL SUPPLY USA LLC	active	39252 WINCHESTER RD 107-345	92563	MURRIETA	2	255	0.78%
SVT GRUPPE, INC	active	P O BOX 270	94559	NAPA	2	17	11.76%
TD GUNS	active	5230 CLARK AVENUE #21	90712	LAKEWOOD	2	189	1.06%
TEA PARTY ARMS	active	15270 MCKAMEY COURT	95370	SONORA	2	1,738	0.12%
TED JONES SPORT SOURCE	inactive	5006 SCOTT ST	90503	TORRANCE	2	126	1.59%
TFM GUNSMITHING	active	961 MOONLIT WY	95630	FOLSOM	2	564	0.35%
THE BELLIGERENT DUCK	inactive	P O BOX 1214	96101	ALTURAS	2	133	1.50%
THE BUCK STOP	active	P O BOX 1873	95619	DIAMOND SPRINGS	2	532	0.38%
THE DEFENSE DEPOT	active	1736 VENICE DR	96150	SOUTH LAKE TAHOE	2	2,507	0.08%
THE GOAT BOAT LLC DBA INDEPENDENCE ARMORY	active	13125 ARNOLD DRIVE	95442	GLEN ELLEN	2	1,684	0.12%

THE REPUBLIC OF NORTHERN CALIFORNIA ARMORY	active	P O BOX 67	94561	OAKLEY	2	319	0.63%
THE SHOP	active	2864 G STREET	95340	MERCED	2	290	0.69%
THE SPORTSMAN INC	active	90 S WASHINGTON STREET	95370	SONORA	2	732	0.27%
THE TRIGGER GUY	active	26801 RAWHIDE CIR	92630	LAKE FOREST	2	221	0.90%
TIM'S GUN SHOP	active	3972 STONEHEDGE DR	92509	JURUPA VALLEY	2	249	0.80%
TONY'S GUNS	active	531 SAN VINCENTE CR	93901	SALINAS	2	1,788	0.11%
UPPER LEVEL GUNSMITHING	active	2415 SAN RAMON VLY BLVD 4106	94583	SAN RAMON	2	448	0.45%
USPA PATRIOTIC ARMS	active	23457 CANYON LAKE DR NORTH	92587	MENIFEE	2	3,112	0.06%
VALLEY CYCLE SUPPLY	active	22315 FRANCIS WAY	96022	COTTONWOOD	2	270	0.74%
VALLEY GOLD & SILVER EXCHANGE	active	368 S BASCOM AVE	95128	SAN JOSE	2	128	1.56%
VANDENBERG ROD & GUN/30FSS	active	P O BOX 5218	93437	LOMPOC	2	1,314	0.15%
VICTOR & JENNIE GARCIA/FIVE O TACTICAL	active	6302 LUCKY STAR CT	93311	BAKERSFIELD	2	361	0.55%
WERRIS ENTERPRISES	active	2746 JEFFERSON ST	94558	NAPA	2	520	0.38%
WESTERN STATES DISTRIBUTING	active	P O BOX 175	95968	PALERMO	2	7	28.57%
WESTERN SUPPLY CO	active	1 VIAGGIO LN	92610	FOOTHILL RANCH	2	88	2.27%
WHITE'S SHOOTERS SUPPLY	active	812 MADRONE MANOR	95988	WILLOWS	2	448	0.45%
WLP SALES	active	830 PALM DR	91202	GLENDALE	2	42	4.76%
ZACKTICAL FIREARMS	inactive	3476 SHASTA DRIVE	96007	ANDERSON	2	327	0.61%
2 BEAR ARMS	inactive	920 SEQUOIA DR	92314	BIG BEAR CITY	1	685	0.15%
3M LEGACY	active	2567 SUNSET STREET	95987	WILLIAMS	1	837	0.12%
A & J ANTIQUE FIREARMS CURIOS & RELICS	active	3364 WILLOW ST	93460	SANTA YNEZ	1	54	1.85%
AAO	active	453 YOSEMITE COURT	94954	PETALUMA	1	1,345	0.07%
ACCURIZED FIREARMS CUSTOM GUNSMITHING	active	8427 QUAIL CANYON RD	95688	VACAVILLE	1	789	0.13%
ACT COLEMAN MACHINERY INC	active	16200 S GARFIELD AVE	90723	PARAMOUNT	1	175	0.57%
ALPHA OMEGA IRONWORKS	inactive	4412 FLOYD ST	92883	CORONA	1	100	1.00%
ALPHONSO VALENCIA DBA VALENCIA ARTILLERY	active	12010 CACTUS FLOWER AVE	93311	BAKERSFIELD	1	106	0.94%
ALS CUSTOM STOCKS	active	12731 FRIAR TUCK RD	95949	GRASS VALLEY	1	242	0.41%
AMERICA'S ARMORY	inactive	6608 GREENSWARD WAY	93309	BAKERSFIELD	1	71	1.41%
AMERICAN ARMAMENT/ OIS TACTICAL	inactive	9301 OAK HILLS	93312	BAKERSFIELD	1	65	1.54%

AMERICAN ARMS	active	P O BOX 1388	95776	WOODLAND	1	659	0.15%
AMERICAN FIGHTER ARMS	active	P.O. BOX 3284	95403	SANTA ROSA	1	583	0.17%
AMERICAN RIVER GUNWORKS	inactive	191 EAST VIEW DR	95703	APPLEGATE	1	106	0.94%
AMERICAN TACTICAL OUTFITTERS	inactive	P O BOX 780	95691	WEST SACRAMENTO	1	343	0.29%
AMERICAN WEST GLASS AND MIRROR	active	5918 TEMPLE CITY BLVD	91780	TEMPLE CITY	1	882	0.11%
ANTHONY'S GUNS	active	33 COMMERCE PL STE B	95687	VACAVILLE	1	32	3.13%
AP JOHNSON	active	16190 EL DORADO COURT	91709	CHINO HILLS	1	94	1.06%
ARM USA	active	P O BOX 1149	92815	ANAHEIM	1	102	0.98%
ARMED REALITY	active	1806 E LOS ANGELES AVE	93065	SIMI VALLEY	1	112	0.89%
ARMS & ARROWS	inactive	P O BOX 2099	95006	BOULDER CREEK	1	20	5.00%
ARMSTRONG ARMS	active	23121 LA CADENA UNIT D	92653	LAGUNA HILLS	1	1,657	0.06%
ARTIFEX CONSULTING CORP	active	26895 ALISO CREEK ROAD B-199	92656	ALISO VIEJO	1	558	0.18%
ASI ARMS	active	8441 CAPE NEWBURY DR	92646	HUNTINGTON BEACH	1	128	0.78%
ATHEY ENTERPRISES	inactive	1008 HENRY CT	94591	VALLEJO	1	6	16.67%
AZUSA PAWN	active	1028 W GLADSTONE STREET	91702	AZUSA	1	140	0.71%
B FERGUSON FIREARMS	active	847 BATEMAN WY	95632	GALT	1	479	0.21%
B S T GUNS	active	123 1/2 WILSON STREET	94952	PETALUMA	1	796	0.13%
BACK ALLEY MERCANTILE	active	33590 LINDENBERGER RD	92584	MENIFEE	1	179	0.56%
BAD CARP'S WEAPONS LOCKER	active	68290 MODALO RD.	92234	CATHEDRAL CITY	1	11	9.09%
BAKERSFIELD ARMORY	active	324 BERRY MEADOW WY	93308	BAKERSFIELD	1	219	0.46%
BARBARA OCOY GUN SALES	inactive	20795 ALOE PL	96080	RED BLUFF	1	313	0.32%
BARNHART ENTERPRISES LLC	active	3760 OCEANIC WAY STE 501	92056	OCEANSIDE	1	70	1.43%
BASECAMP GUNSMITHING	active	1245 BURNETT RD	93561	TEHACHAPI	1	64	1.56%
BASIC GUN SAFETY	active	6922 BREELAND DRIVE	92647	HUNTINGTON BEACH	1	320	0.31%
BEAR ARMS DEFENSE CORPORATION	active	8383 WILSHIRE BLVD SUITE 660	90211	BEVERLY HILLS	1	514	0.19%
BENDER TACTICAL SUPPLIES LLC	active	328 BRUNING AVENUE	94571	RIO VISTA	1	76	1.32%
BIG 5 SPORTING GOODS #484	active	P O BOX 92088	90009	LOS ANGELES	1	259	0.39%

BIG 5 SPORTING GOODS #489	active	PO BOX 92088	90009	LOS ANGELES	1	670	0.15%
BIG 5 SPORTING GOODS #495	active	P.O. BOX 92088	90009	LOS ANGELES	1	138	0.72%
BIG 5 SPORTING GOODS 09	inactive	P O BOX 92088	90009	LOS ANGELES	1	263	0.38%
BIG 5 SPORTING GOODS 129	active	P O BOX 92088	90009	LOS ANGELES	1	356	0.28%
BIG 5 SPORTING GOODS 436	active	P O BOX 92088	90009	LOS ANGELES	1	653	0.15%
BIG 5 SPORTING GOODS 456	active	P O BOX 92088	90009	LOS ANGELES	1	875	0.11%
BIG 5 SPORTING GOODS 471	active	PO BOX 92088	90009	LOS ANGELES	1	725	0.14%
BIG 5 SPORTING GOODS 505	active	P.O. BOX 92088	90009	LOS ANGELES	1	712	0.14%
BIG 5 SPORTING GOODS 67	inactive	P O BOX 92088	90009	LOS ANGELES	1	137	0.73%
BIG 5 SPORTING GOODS 71	active	P.O. BOX 92088	90009	LOS ANGELES	1	753	0.13%
BISHOP FIREARMS	inactive	12109 MEZZADRO AVE	93312	BAKERSFIELD	1	327	0.31%
BLACK BULLET INC	active	P O BOX 176	93630	KERMAN	1	326	0.31%
BLACK DIAMOND TACTICAL	inactive	9328 ELK GROVE BLVD ST 105-207	95624	ELK GROVE	1	90	1.11%
BLACK RIFLE BOYS	active	1752 W JULIEANN AVE	93257	PORTERVILLE	1	1,097	0.09%
BLACK UMBRELLA GROUP DBA HERCULEAN FIREARMS	active	351 RAILROAD CANYON RD, STE H	92532	LAKE ELSINORE	1	6	16.67%
BLACK WATCH ARMORY	active	38827 BUTTERFLY DR	92399	YUCAIPA	1	64	1.56%
BLACKWOLF FIREARMS	active	13411 JOSHUA RD	92282	WHITEWATER	1	360	0.28%
BOWMAN'S CUTLERY	inactive	8293 HELENA AVE	92504	RIVERSIDE	1	29	3.45%
BRADY ARMS AND AMMO	active	322 KRISTEN WY	95366	RIPON	1	844	0.12%
BRANDEN IRWIN DBA DEFENSE SPECIALISTS	active	10490 E STOCKTON BLVD STE 150	95624	ELK GROVE	1	89	1.12%
BREAKING BARRIERS CONSULTING, LLC	active	28191 CASCABEL	92692	MISSION VIEJO	1	268	0.37%
BRIGHT SPOT PAWN INC	inactive	9075 MISSION BLVD	92509	JURUPA VALLEY	1	33	3.03%
BULLSEYE SPORTING GOODS	inactive	2880 E BROADWAY	90803	LONG BEACH	1	164	0.61%
BURRO CANYON SHOOTING PARK	active	P O BOX 641	91702	AZUSA	1	134	0.75%
BUTTE VALLEY HARDWARE	inactive	P O BOX 16	96023	DORRIS	1	73	1.37%
C & C INSTRUCTIONAL SERVICES LLC	active	PO BOX 401	96057	MCCLOUD	1	668	0.15%
C & W RELOADING	active	3502 HADLEY DR	91752	MIRA LOMA	1	1,301	0.08%

C W FIREARMS AND AMMO	inactive	PO BOX 951	92316	BLOOMINGTON	1	161	0.62%
CAL ARMORY	active	3440 BRADEN RD	95709	CAMINO	1	1,016	0.10%
CALIFORNIA SECURITY AND INVESTIGATION ACADEMY	active	6130 FREEPORT BLVD STE 202	95822	SACRAMENTO	1	34	2.94%
CANYON LAKE GUNSMITHING	active	31676 RAILROAD CANYON ROAD	92587	MENIFEE	1	201	0.50%
CENTER MASS SUPPLY	inactive	P O BOX 4610	93744	FRESNO	1	154	0.65%
CENTRAL CAL ARMS LLC	inactive	5620 SENTORI CT	93306	BAKERSFIELD	1	25	4.00%
CG&B FIREARMS	inactive	9506 TOKELAND CT	93312	BAKERSFIELD	1	602	0.17%
CHARLES LEMORE SHEEN	inactive	245 E FOSTER RD	93455	SANTA MARIA	1	1,272	0.08%
CHICO BEAN GROWERS	inactive	4936 BELL RD	95973	CHICO	1	104	0.96%
CHICO SPORTSMAN'S DEN	active	465 E 20TH ST	95928	CHICO	1	205	0.49%
CINEMA ARMS	active	33207 PASEO CERVEZA	92675	SAN JUAN CAPISTRANO	1	332	0.30%
CLOVIS GUNSMITHING	inactive	2939 LARKIN AVE	93612	CLOVIS	1	63	1.59%
CM ARMS	active	593 E LOS ANGELES AVENUE	93065	SIMI VALLEY	1	666	0.15%
COLLECTIBLE FIREARMS APPRAISAL & INVESTMENT SVC	active	1700 YGNACIO VALLEY RD 216	94598	WALNUT CREEK	1	98	1.02%
COMBAT READY FIREARMS LLC	active	15452 ARABELLA AVE	93314	BAKERSFIELD	1	333	0.30%
CONNELLY'S	active	P O BOX 30	95965	OROVILLE	1	274	0.36%
CONTENTE FIREARMS & SUPPLY	active	3462 AMANECER AVENUE	93619	CLOVIS	1	376	0.27%
CROSSFIRE ARMS	inactive	10605 TROPHY CT	93312	BAKERSFIELD	1	232	0.43%
CULVER'S SPORTING GOODS	active	156 S MAIN ST	93514	BISHOP	1	303	0.33%
CUMMER, JAMES WOODROW DBA FILIKOS ARMORY	active	18032 LEMON DRIVE	92886	YORBA LINDA	1	98	1.02%
CUSTOM CARTRIDGE INC	inactive	7865 RIO VISTA DR	93117	GOLETA	1	94	1.06%
D & L ENGINEERING	active	31124 WELLINGTON CIRCLE	92591	TEMECULA	1	317	0.32%
DA'S GUN SHOP	active	P.O. BOX 22438	93390	BAKERSFIELD	1	14	7.14%
DAN LOVE OF SURVIVE	inactive	33 ARBOL AVE	95966	OROVILLE	1	171	0.58%
DANIEL BLAZER	active	406 N WEDGEWOOD DRIVE	92801	ANAHEIM	1	43	2.33%
DANS CUSTOM GUN SALES	inactive	7773 AVENUE 384	93618	DINUBA	1	115	0.87%
DARLINGS FFL TRANSFER STATION	active	6901 BIRCHWOOD CIRCLE	95621	CITRUS HEIGHTS	1	31	3.23%
DATOLOGIC CORPORATION DBA CALIBER ZONE	active	1670 HAMNER AVENUE, SUITE 4	92860	NORCO	1	605	0.17%

DEFENSE LOCKER	inactive	3381 ARDEN WY	95825	SACRAMENTO	1	34	2.94%
DEFIANT ARMS, INC	active	28671 CALLE CORTEZ SUITE K	92590	TEMECULA	1	534	0.19%
DELTA HAWK PROTECTIVE AGENCY	active	6360 LEONARD DRIVE	96001	REDDING	1	228	0.44%
DELTA PRECISION FIREARMS & TRAINING	active	7656 EDDY LN	95688	VACAVILLE	1	282	0.35%
DESERT CENTERFIRE ARMS	inactive	73605 DINAH SHORE DR 1320	92211	PALM DESERT	1	154	0.65%
DGW AUCTIONEERS, INC	active	760 KIFER RD	94086	SUNNYVALE	1	328	0.30%
DICK'S SHOOTIN IRONS	active	5150 EL VERANO AVE	93422	ATASCADERO	1	715	0.14%
DICK'S SPORTING GOODS #1232	active	345 COURT STREET	15108		1	422	0.24%
DICK'S SPORTING GOODS #1295	active	21800 HAWTHORNE BLVD #301	90503	TORRANCE	1	404	0.25%
DICKS SPORTING GOODS #1401	active	125 EL CAMINO REAL	94087	SUNNYVALE	1	303	0.33%
DINGO GUNS & SMITHING	inactive	394 WEBBER ST	94559	NAPA	1	72	1.39%
DJ DEFENSE SYSTEMS	active	610 SALEM COURT	94551	LIVERMORE	1	1,853	0.05%
DJ'S FIREARMS AND SHOOTING ACCESSORIES	inactive	8811 ALEJO WAY	93306	BAKERSFIELD	1	91	1.10%
DMN	active	668 CAMINO VERDE	91360	THOUSAND OAKS	1	7	14.29%
DNA	active	P O BOX 1825	93116	GOLETA	1	1,833	0.05%
DON MICHAEL LOPER	active	2465 BASELINE AVE	93463	SOLVANG	1	299	0.33%
DUNSMUIR HARDWARE	active	5836 DUNSMUIR AVE	96025	DUNSMUIR	1	464	0.22%
DWELSH ENTERPRISES	active	865 E BROADWAY	92805	ANAHEIM	1	156	0.64%
EAGLE ARMS CO	active	1841 KERN ST	95376	TRACY	1	15	6.67%
EAGLE EYE FIREARMS	active	270 E HWY 246 STE 206	93427	BUELLTON	1	1,246	0.08%
EDS TACTICAL ARMORY	inactive	711 W ORANGETHORPE AVE	92870	PLACENTIA	1	1,029	0.10%
ELITE GUNS, AMMO & TRAINING, LLC	active	1201 20TH STREET, SUITE B	93301	BAKERSFIELD	1	632	0.16%
ELM ENTERPRISES	inactive	3740 FREMONT DR	92881	CORONA	1	1,344	0.07%
EMERGENCY VEHICLE SPECIALISTS INC DBA HOLSTERED	active	300 PARK CENTER DRIVE	95023	HOLLISTER	1	1,378	0.07%
ENTERPRISE SPORTS	inactive	15195 LAKESHORE DR	95422	CLEARLAKE	1	98	1.02%
EQUITY ARMS INC	active	1100 INDUSTRIAL RD #1	94070	SAN CARLOS	1	537	0.19%
EVAJOM ENTERPRISES, LLC	active	125 SINAI CIRCLE	92881	CORONA	1	673	0.15%
EXPRESS CASH & LOAN INC	active	329 S C STREET	93638	MADERA	1	186	0.54%
FAE WEAPON SPECIALTIES	active	8620 LA PAENDA WAY	95662	ORANGEVALE	1	769	0.13%
FAIRRINGTON ARMS	active	660 KARCHNER RD	95648	LINCOLN	1	68	1.47%
FALL RIVER OUTFITTERS	active	43471 HWY 299 EAST	96028	FALL RIVER MILLS	1	302	0.33%

FALLBROOK VENTURES INC DBA FALLBROOK GUNS AND AMMO	active	1032 S MAIN AVENUE	92028	FALLBROOK	1	1,000	0.10%
FEATHER RIVER DEFENSE	active	125 ESPINAL DR	96122	PORTOLA	1	1,289	0.08%
FINN DEFENSE INDUSTRIES	inactive	12835 MARTHA ANN	90720	LOS ALAMITOS	1	227	0.44%
FIREARM TRAINING INSTITUTE	active	12583 PONY EXPRESS TRL	95918	BROWNS VALLEY	1	145	0.69%
FIREMANS FIREARMS	active	22990 GREEN PINE DR	92587	MENIFEE	1	573	0.17%
FIREPOWER DEPOT	inactive	P O BOX 51322	92517	RIVERSIDE	1	158	0.63%
FLETCHER ARMS CORPS	active	6244 GREEN LEAF LANE	95631	FORESTHILL	1	106	0.94%
FORGED INC	inactive	2200 S FAIRVIEW ST	92704	SANTA ANA	1	192	0.52%
FORT KNOX FIREARMS	inactive	255 W EL PASO AVE STE 101	93711	FRESNO	1	491	0.20%
FRITZ CHIN PHOTOGRAPHY, INC	active	P.O. BOX 4546	95204	STOCKTON	1	994	0.10%
G & S GUNS	inactive	24092 NOVIA CR	92691	MISSION VIEJO	1	39	2.56%
G T FIREARMS	active	2639 N FORDHAM	93727	FRESNO	1	150	0.67%
GARDENA JEWELRY & LOAN	inactive	14211 S VERMONT AVE	90247	GARDENA	1	9	11.11%
GARDNER, JASON PHILIP DBA BLUE LINE GUNSMITHING	active	12898 ROAD 192	93257	PORTERVILLE	1	83	1.20%
GENERAL DISTRIBUTING & SALES CO DBA SIN CITY TACTI	active	P O BOX 1143	93443	MORRO BAY	1	179	0.56%
GENERAL PERFORMANCE	active	81 FRUITLAND AVE	95076	WATSONVILLE	1	1,449	0.07%
GEO L MESSICK CO INC	active	P O BOX 210	95932	COLUSA	1	151	0.66%
GEORGE HOENIG	active	1915 PATTIZ AVE	90815	LONG BEACH	1	122	0.82%
GLEN LEVISON	active	21051 SHARMILA	92630	LAKE FOREST	1	218	0.46%
GOING GREAT GUNS	active	33951 SAN FRANCISQUITO CYN RD	91390	SANTA CLARITA	1	388	0.26%
GOLDEN BEAR ARMS	inactive	3320 WOEDDEE DR	95762	EL DORADO HILLS	1	77	1.30%
GOODFELLAS PAWN SHOP	active	1203 S GLENDORA AVENUE	91790	WEST COVINA	1	14	7.14%
GRASSLAND GUN REPAIR	active	260 AREZZO WY	95377	TRACY	1	434	0.23%
GREAT DANE GUNS AND AMMO	active	2338 RAVINA CURVE	91784	UPLAND	1	745	0.13%
GRIGGS SYNDICATED	active	12425 PEAR LN	95693	WILTON	1	282	0.35%
GUN AT FIRST SIGHT, LLC	active	2001 OPPORTUNITY DRIVE	95678	ROSEVILLE	1	344	0.29%
GUNS UNLIMITED REPAIR	active	8035 IGLESIA DR	94568	DUBLIN	1	94	1.06%
GUNTLY RANCH	inactive	6750 HWY 20	95482	UKIAH	1	136	0.74%
HALLOCK JEWELRY PAWN	active	2060 W LINCOLN AVE	92801	ANAHEIM	1	20	5.00%
HARBOR GUN SHOP INC	active	P O BOX 81	93443	MORRO BAY	1	739	0.14%
HARKLESS ARMS	inactive	127 ELMCREST DRIVE	93513	BIG PINE	1	117	0.85%
HI PASS SPORTS LLC	inactive	2435 B ALPINE BLVD	91901	ALPINE	1	118	0.85%

HIGH POWER CONNEXION	active	401 BIRCH CT	93230	HANFORD	1	388	0.26%
HUNTER'S HAVEN	active	4525 STATE RD	93308	BAKERSFIELD	1	167	0.60%
HUSTON'S CUSTOM GUNS & GUN REPAIR	active	1141 W FREMONT ST	95203	STOCKTON	1	426	0.23%
INDEPENDENT FIREARMS & AMMUNITION LLC	inactive	57475 AIRWAY CT	92284	YUCCA VALLEY	1	21	4.76%
IRONSIGHT SUPPLY	active	38109 PLACER CREEK ST	92562	MURRIETA	1	97	1.03%
IWE SPORTS INC	inactive	P O BOX 221212	95822	SACRAMENTO	1	39	2.56%
J & C ARMS & GUN REPAIR	active	324 WEST K ST	94510	BENICIA	1	118	0.85%
J & C FIREARMS	active	2450 LA GUARDIA AVENUE	92251	IMPERIAL	1	646	0.15%
J & D GUNS & AMMO	inactive	50406 JOLON RD	93930	KING CITY	1	112	0.89%
J & M ARMS	active	4 JEAN ST STE 5	95252	VALLEY SPRINGS	1	132	0.76%
JAMES D HENRY GUNSMITHING	active	32660 AMARYLIS AVE	92311	BARSTOW	1	40	2.50%
JAMES EDWIN CRUPI	active	4885 RISING RIVER COURT	96002	REDDING	1	545	0.18%
JAMES T DENTON	active	3 BAYVIEW STREET	94525	CROCKETT	1	76	1.32%
JAVIER SMOGTIME	active	524 E FREMONT STREET	95202	STOCKTON	1	397	0.25%
JD GUNNERY LLC	active	1114 BARSTOW AVENUE	93612	CLOVIS	1	639	0.16%
JD SECURITY	inactive	916 ROCK CANYON CR	95127	SAN JOSE	1	83	1.20%
JDR INTERNTNL (RUSSO'S SPORTS)	active	2621 PRESCOTT RD 273	95350	MODESTO	1	109	0.92%
JIM'S AMMO DEPOT	active	2665 SHELL BEACH RD STE F	93449	PISMO BEACH	1	368	0.27%
JK SUPPLY CO	active	3062 VILLAGE DR	95640	IONE	1	524	0.19%
JOE CLARK'S GUNS	inactive	2055 BIRD ST	95965	OROVILLE	1	316	0.32%
JOHN A CRABTREE	inactive	19028 ANDRA DR	95370	SONORA	1	412	0.24%
JOHN A WEBER	active	1536 S HIGHLAND	93657	SANGER	1	142	0.70%
JOHN'S POSSIBLES	active	12784 E MANNING AVE	93648	PARLIER	1	131	0.76%
JOHN'S SPORTING GOODS	inactive	140 CAPITOL HILL DR	93446	PASO ROBLES	1	444	0.23%
JOHNS GUNSMITHING	inactive	44290 STATE HIGHWAY 299 EAST	96056	MCARTHUR	1	701	0.14%
JON KENNEDY CONSULTING INC	active	1809 MORSE AVE	95825	SACRAMENTO	1	211	0.47%
JUGGERNAUT TACTICAL	active	931 N PARKER ST	92867	ORANGE	1	314	0.32%
JV INDUSTRIES LLC	active	2210 NORCO DRIVE	92860	NORCO	1	459	0.22%
K D GUNS	active	533 LINCOLN BLVD STE 7	95648	LINCOLN	1	303	0.33%
KENNETH KRAUSHAAR	active	8438 LOMBARD WY	94928	ROHNERT PARK	1	1,019	0.10%
KENNETH R DOLL	active	172 SUGAR VALLEY RD	95066	SCOTTS VALLEY	1	208	0.48%

KHANJAN NOSRATABADI DBA TOP GUN ARMORY	active	415 N TUSTIN STREET	92867	ORANGE	1	468	0.21%
KINGS ARMOR	active	10604 PYRENEES WY	93314	BAKERSFIELD	1	74	1.35%
KIT GROUP, LLC	active	2200 S FAIRVIEW ST	92704	SANTA ANA	1	287	0.35%
KLAY COTTAGE PLUS	active	43875 COUNTY RD 1	96115	LAKE CITY	1	185	0.54%
KUHLMANN ARMS	active	920 W WASHINGTON AVE	94086	SUNNYVALE	1	643	0.16%
L & L GUNSMITHING	inactive	10107 MOTTER DRIVE	35611		1	94	1.06%
L D TACTICAL ARMS	inactive	184 S 1ST AVE B	91786	UPLAND	1	284	0.35%
L&L FIREARMS TRAINING, LLC	active	P O BOX 343	92593	TEMECULA	1	216	0.46%
LAST SHOT	active	40885 OAKRIDGE DRIVE	93271	THREE RIVERS	1	243	0.41%
LAW ENFORCEMENT ARMORY	inactive	1649 SERA MOON DR	92223	BEAUMONT	1	68	1.47%
LEVINE, DENNIS P	active	75682 PAINTED DESERT DRIVE	92210	INDIAN WELLS	1	95	1.05%
LIQUID DREAMS HYDROGRAPHICS LLC	active	31442 JANELLE LN	92596	WINCHESTER	1	435	0.23%
LUCAS RANCH GUN SALES	inactive	9595 LUCAS RANCH RD STE 110	91730	RANCHO CUCAMONGA	1	11	9.09%
LYKINS GUNS AND AMMO	active	P.O. BOX 1632	93238	KERNVILLE	1	247	0.40%
M3 SHOOTERS SUPPLY	inactive	SPROWEL CREEK RD BOX 127	95542	GARBERVILLE	1	28	3.57%
MAD RIVER ARMS	active	5858 SAXON WAY	95367	RIVERBANK	1	680	0.15%
MAGNA PRODUCTS INC	active	2521 N GRAND AVENUE, SUITE F	92705	SANTA ANA	1	790	0.13%
MAIN STREET PAWN	active	15928 MAIN STREET #200	92345	HESPERIA	1	12	8.33%
MARLINS GUNS & AMMO	active	9317 WESTON PLACE	96073	PALO CEDRO	1	23	4.35%
MERJIL'S AMMUNITION & GUNS	active	9301 BIG BEAR LAKE CT	93312	BAKERSFIELD	1	63	1.59%
MERLYN RIFLEWORKS INC	inactive	425 W LA CADENA DR #7	92504	RIVERSIDE	1	622	0.16%
METCO DEFENSE LLC	active	752 JOSEPH CT	94558	NAPA	1	419	0.24%
MGT DEFENSE	inactive	8121 LEPRECHAUN WY	93313	BAKERSFIELD	1	163	0.61%
MICHAEL DEAN THOMAS DBA MIKE'S CENTERFIRE FIREARMS	active	P.O. BOX 2483	93240	LAKE ISABELLA	1	127	0.79%
MICHAEL SUCHAR	active	14658 FONTHILL AVE	90250	HAWTHORNE	1	856	0.12%
MILLER ARMS COMPANY INC DBA SUTTER FORT ARMORY	active	P.O. BOX 15205	95851	SACRAMENTO	1	410	0.24%
MILSPEC DEFENSE LLC	active	1806 SUNNYDALE AVE	93065	SIMI VALLEY	1	226	0.44%
MISSION SUPER HARDWARE	active	501 W VALLEY BLVD	91776	SAN GABRIEL	1	48	2.08%
MOA ARMORY LLC	inactive	523 N AZUSA AVE	91702	AZUSA	1	131	0.76%

MOLLIKA SALES	active	298 SAN NAPOLI DR	93117	GOLETA	1	24	4.17%
MORENO VALLEY GUNS & AMMO LLC	active	23547 PRESIDIO HILLS DRIVE	92557	MORENO VALLEY	1	52	1.92%
MOUNTAIN MAN SHOOTING SUPPLIES	active	3103 OAK PLACE	93304	BAKERSFIELD	1	61	1.64%
MSP FIREARMS	active	9701 SALLY AVENUE	93505	CALIFORNIA CITY	1	300	0.33%
MY OWN DEFENDER LLC	inactive	670 ARROW HWY	91750	LA VERNE	1	173	0.58%
NAPA VALLEY SHOOTERS SUPPLY	active	3262 MAIN ST	94558	NAPA	1	1,502	0.07%
NED'S GUNS	inactive	P O BOX 11536	92423	SAN BERNARDINO	1	215	0.47%
NEMESIS ARMS INC	active	1090 5TH ST 110	92320	CALIMESA	1	35	2.86%
NESSI SPORTS	active	241 CHANDLER DR	95969	PARADISE	1	68	1.47%
NEW FRONTIER SPORTS	active	P O BOX 1358	95367	RIVERBANK	1	111	0.90%
NORTHSTATE ARMS	active	3835 GARDINER FERRY RD #69	96021	CORNING	1	210	0.48%
ONE STOP SHOT	active	2100 RIDGE ROAD	95482	UKIAH	1	495	0.20%
ONE-SHOT FIREARMS	active	P O BOX 132	95971	QUINCY	1	247	0.40%
ORANGE COUNTY BIG SHOT LLC	active	18295 EUCLID ST	92708	FOUNTAIN VALLEY	1	333	0.30%
ORANGE COUNTY RANGE STORE, LLC	active	1900 - A W. KATELLA AVE	92867	ORANGE	1	3,602	0.03%
OUTDOOR WORLD	active	7 HANGER WAY SUITE A	95076	WATSONVILLE	1	172	0.58%
OUTPOST 3 DESIGNS LLC	active	2030 BLACK CANYON RD SPACE 31	92065	RAMONA	1	161	0.62%
OZEL	inactive	12200 AMARGOSA RD	92392	VICTORVILLE	1	80	1.25%
P & G PRECISION SPORT	active	22314 CREEKSIDE DR	93561	TEHACHAPI	1	83	1.20%
PAPER N INK	active	41321 JAMAICA SANDS DR	92203	INDIO	1	640	0.16%
PARSONS GUN SHOP	active	406 S MAIN ST	96097	YREKA	1	655	0.15%
PENNINGTON FIREARMS	inactive	33610 HAYFIELD CR	92595	WILDOMAR	1	208	0.48%
PETER H SHEPARD	active	1246 N ONTARE RD	93105	SANTA BARBARA	1	630	0.16%
PHOENIX GROUP	inactive	134 N 11TH ST	93060	SANTA PAULA	1	125	0.80%
PICA'S OUTDOOR SPORTS	inactive	PO 1428	93210	COALINGA	1	226	0.44%
POINT ONE INDUSTRIES	active	82089 HIGHLAND DR	92203	INDIO	1	654	0.15%
PRECISION MARKSMANSHIP TECHNOLOGIES	active	4604 DANIELLE PL	95368	SALIDA	1	114	0.88%
PRICE DESIGN & ENGINEERING	inactive	P O BOX 1130	95368	SALIDA	1	267	0.37%
PROTECT	active	2101 HOWARD STREET SUITE B	96007	ANDERSON	1	399	0.25%
QUALITY SUPPLY INC	active	1225 E KENTUCKY AVE	95776	WOODLAND	1	500	0.20%
QUICK DRAW	active	1866 E LINDMORE ST	93247	LINDSAY	1	95	1.05%
QUICKSAND SERVICES INC	inactive	2332 WHITSON ST B	93662	SELMA	1	21	4.76%
R & D GUNS	inactive	942 S DODSWORTH ST	91740	GLENDORA	1	295	0.34%

R & R ENTERPRISES	inactive	239 VERNON ST	95678	ROSEVILLE	1	92	1.09%
R SHOT	active	89 SOUTH GUILD AVE	95240	LODI	1	195	0.51%
RATLEY CODY	active	3610 SWAN CT	95340	MERCED	1	17	5.88%
RAYS SPORTING SUPPLY	inactive	2894 N SEINE AVE	92346	HIGHLAND	1	46	2.17%
RCD GUNSMITHING	active	PO BOX 1052	93011	CAMARILLO	1	325	0.31%
RED BLUFF SPORTING GOODS	active	501 MADISON STREET	96080	RED BLUFF	1	640	0.16%
REED'S FIREARMS	active	785 TUCKER ROAD PMB G-107	93561	TEHACHAPI	1	143	0.70%
REPUBLIC RIFLE LLC	inactive	34010 CALLITA DRIVE	92629	DANA POINT	1	284	0.35%
RICHARD JAMES REGAN	inactive	125 CASETA WY	95066	SCOTTS VALLEY	1	65	1.54%
RICHARD THOMAS HUDNUT/ANTIQUE GUNSMITHING	active	1068 LEITH AVE	95054	SANTA CLARA	1	309	0.32%
RIDGELINE TACTICAL LLC DBA CAMARILLO GUN STORE	active	1780 E VENTURA BLVD	93010	CAMARILLO	1	4,081	0.02%
ROBERT MITCHELL NEAMAN II	active	42802 SUNNY LN	93536	LANCASTER	1	82	1.22%
ROBERT'S SHOOTING SPORT	active	121 OAK ST	95901	MARYSVILLE	1	239	0.42%
ROCKY ROAD FIREARMS	inactive	13110 N HWY 3	96032	FORT JONES	1	755	0.13%
ROGER HARPER SALES	inactive	544 SHAGBARK ST	95492	WINDSOR	1	534	0.19%
ROGERS	active	6264 GRAHAM RD	95969	PARADISE	1	76	1.32%
RON'S ENTERPRISES	inactive	3248 JENKINS RD	93314	BAKERSFIELD	1	115	0.87%
ROXEE'S FIREARMS	inactive	9003 FIREBIRD	90605	WHITTIER	1	84	1.19%
RSE CUSTOM GUNS	active	5344 MARIPOSA AVE	92277	TWENTYNINE PALMS	1	264	0.38%
S BROWNE SUPPLY, LLC	active	12150 BLOOMFIELD AVE SUITE A	90670	SANTA FE SPRINGS	1	730	0.14%
S C PRODUCTIONS	inactive	P O BOX 3708	95422	CLEARLAKE	1	18	5.56%
SACRAMENTO FIREARMS TRANSFER	inactive	4525 A PKWY	95823	SACRAMENTO	1	141	0.71%
SALVATION ARMS LLC	inactive	13254 SYCAMORE AVE	91710	CHINO	1	50	2.00%
SAM'S GUN SALES	active	P O BOX 281	95653	MADISON	1	596	0.17%
SEAHORSE SPORTS	inactive	28731 DOVERRIDGE DR	90275	RANCHO PALOS VERDES	1	21	4.76%
SEALE ENTERPRISES	active	4101 DAN AVE	95961	OLIVEHURST	1	264	0.38%
SECURITY AND LAW ENFORCEMENT FIREARMS	inactive	620 W MILL ST STE C	92410	SAN BERNARDINO	1	24	4.17%
SGR VENTURES LLC DBA SACRAMENTO GUN RANGE	active	13550 DANIELSON STREET	92064	POWAY	1	2,174	0.05%
SHIELD DEFENSE LLC	active	2585 JASON CT	92056	OCEANSIDE	1	13	7.69%
SHOOTERS EDGE INC	inactive	12381 RIDGE CR	90049	LOS ANGELES	1	229	0.44%

SIERRA VALLEY HOME CENTER	active	P O BOX 97	96118	LOYALTON	1	723	0.14%
SIMPLE TACTIC	active	690 W FREMONT AVENUE #15	94087	SUNNYVALE	1	1,260	0.08%
SKILLET CREEK WEAPON SYSTEMS	active	21 W ALISAL STREET,SUITE 108	93901	SALINAS	1	1,395	0.07%
SLIDE & CYLINDER FIREARMS	active	2420 RIVER ROAD #230-5045	92860	NORCO	1	1,065	0.09%
SMALL GUN BROKERS	active	11138 DEL AMO BLVD SUITE 251	90715	LAKEWOOD	1	94	1.06%
SMITH & WORKS LLC	active	8 N FRONT ST	94571	RIO VISTA	1	211	0.47%
SNOWLINE TACTICAL	inactive	1345 WILTSE CT	95667	PLACERVILLE	1	83	1.20%
SONORA FIREARMS LLC	active	20862 MARANATHA ROAD	95379	TUOLUMNE	1	264	0.38%
SOUTH FORK TRADING POST	active	P O BOX 7	96047	IGO	1	142	0.70%
SPARTAN DEFENSE, LLC	inactive	12463 RANCHO BERNARDO RD #557	92128	SAN DIEGO	1	110	0.91%
SPEEDHOLDER	active	11349 ORCAS AVE	91342	SYLMAR	1	20	5.00%
SPORTS AUTHORITY 656	active	10536 TRINITY PKWY	95219	STOCKTON	1	49	2.04%
SPORTS AUTHORITY 657	inactive	6735 CAMINO ARROYO	95020	GILROY	1	17	5.88%
SPORTS AUTHORITY 675	active	3501 MCHENRY STE G1	95356	MODESTO	1	142	0.70%
SPORTSMANS ACCESS	inactive	P O BOX 5303	95502	EUREKA	1	26	3.85%
STACHER'S CUSTOM RIFLES	active	1121 QUAIL MEADOW DRIVE	96067	MOUNT SHASTA	1	589	0.17%
STEERS GUN WORLD	active	33489 RD 204	93286	WOODLAKE	1	233	0.43%
STEVE'S SHOOTING SUPPLIES AND FIREARMS	inactive	P O BOX 35	96128	STANDISH	1	73	1.37%
STEVEN DELATORRE	inactive	1376 PURDUE ST	91786	UPLAND	1	38	2.63%
STICKLEY & ASSOCIATES	active	P O BOX 2514	93423	ATASCADERO	1	375	0.27%
STRAPPED FIREARMS AND TRAINING	inactive	3913 SPRING OAK DRIVE	95355	MODESTO	1	166	0.60%
STRATEGIC SALES	active	5501 TAYLOR RD	95669	PLYMOUTH	1	765	0.13%
SUNNYBRAE ACE HARDWARE	inactive	86 SUNNYBRAE CTR	95521	ARCATA	1	109	0.92%
SURE SHOT	active	966 N. AMELIA AVENUE	91773	SAN DIMAS	1	722	0.14%
SW INDUSTRIES LLC	inactive	1352 E EDINGER AVE STE A	92705	SANTA ANA	1	58	1.72%
T & S MERCHANDISE	inactive	11027 LEWELLING ST	93312	BAKERSFIELD	1	6	16.67%
TACTICAL ADVANTAGE	inactive	3305 KIMMIE RACHELLE CT	93313	BAKERSFIELD	1	72	1.39%
TACTICAL SHERPAS	inactive	11966 LOGANS RUN COURT	95945	GRASS VALLEY	1	70	1.43%
TACTICAL SPORT & DEFENSE	active	8165 WINDING WY	95628	FAIR OAKS	1	141	0.71%
TACTICOOOL ARMORY	inactive	412 VERNON ST	95678	ROSEVILLE	1	41	2.44%
THE CARTRIDGE FAMILY	active	2541 LARKSPUR LANE	96002	REDDING	1	472	0.21%

THE CUTTINGS	active	780 REDWOOD DR	95542	GARBERVILLE	1	255	0.39%
THE GREEN ZONE	inactive	9943 CANOGA AVE	91311	CHATSWORTH	1	2	50.00%
THE GUN GUY	active	2507 VASSAR PL	92626	COSTA MESA	1	174	0.57%
THE GUN RUNNER	inactive	608 W MEMORY LN	92706	SANTA ANA	1	14	7.14%
THE HUNTER'S BLIND	inactive	671 MALTMAN DR 1	95945	GRASS VALLEY	1	319	0.31%
THE PATRIOT	active	2685 BECHELLI LANE	96002	REDDING	1	5	20.00%
THE SPORTSMAN, LLC	active	90 S. WASHINGTON STREET	95370	SONORA	1	1,492	0.07%
THE TACTICAL ADVANTAGE	active	P O BOX 753	94560	NEWARK	1	2,091	0.05%
TIER-1 FIREARMS	inactive	14307 FLATHEAD RD	92307	APPLE VALLEY	1	28	3.57%
TNT OUTFITTERS	inactive	11580 I AVE	92345	HESPERIA	1	52	1.92%
TOP GUNS	active	6302 RISTOW COURT	93312	BAKERSFIELD	1	395	0.25%
TOPS PLUS INC DBA LOS ANGELES GUN CLUB	active	5522 VISTA CANADA PL	91011	LA CANADA FLINTRIDGE	1	88	1.14%
TRIDENT GUNSMITHING LLC	inactive	8665 MIRALANI DRIVE SUITE 250	92126	SAN DIEGO	1	363	0.28%
TRILIS ARMS	inactive	837 INDUSTRIAL DR STE 4	95023	HOLLISTER	1	24	4.17%
TRIPLE B CLAYS INC	active	831 N ROSEMEAD BLVD	91733	SOUTH EL MONTE	1	1,737	0.06%
TRIPLE THREAT SOLUTIONS	active	8405 STUART COURT	93311	BAKERSFIELD	1	324	0.31%
TRUCKS N GUNS	active	7712 TALBERT AVENUE, SUITE C	92648	HUNTINGTON BEACH	1	1,507	0.07%
TRUE ZERO INC	active	234 KRUSE AVE	91016	MONROVIA	1	236	0.42%
TWO ROCK TRADING CO	active	1325 TOMALES ROAD	94952	PETALUMA	1	1,146	0.09%
UPPER RIDGE GUNWORKS	active	1130 2ND STREET	95932	COLUSA	1	153	0.65%
VALLEY ARMS	active	P O BOX 2228	95307	CERES	1	47	2.13%
VAN'S POLICE EQUIPMENT	active	23050 BEECH ST	92545	HEMET	1	372	0.27%
VICTOR VALLEY SHOOTERS ASSOC	inactive	20766 SHOLIC RD	92308	APPLE VALLEY	1	244	0.41%
WALKER FIREARMS	inactive	P O BOX 2041	95457	LOWER LAKE	1	5	20.00%
WATCH DOG ARMORY	inactive	1335 MAIN ST STE 102	95360	NEWMAN	1	378	0.26%
WEST COAST FIREARMS	inactive	16419 BLACK HAWK AVE	93314	BAKERSFIELD	1	221	0.45%
WEST COAST GUN EXCHANGE	inactive	41658 IVY ST STE 100	92562	MURRIETA	1	331	0.30%
WESTCOAST GUNS	active	3403 OREGON ST	93306	BAKERSFIELD	1	63	1.59%
WESTSIDE ARMS	active	P O BOX 765	95912	ARBUCKLE	1	698	0.14%
WILD BILLS GUN SHOP	active	3861 HILLVIEW RD	93455	SANTA MARIA	1	702	0.14%
WILLIAM E CARTER	active	1587 MOUNTAIN VIEW AVE	95926	CHICO	1	105	0.95%
WILLIAM JOHN LUNAS	active	3755 DESSIE DRIVE	95453	LAKEPORT	1	373	0.27%
WINDOW TINTING ASSOCIATES	active	2253 W WHITTIER BLVD	90631	LA HABRA	1	319	0.31%

XECUTIVE ARMS	active	34766 OSAGE RIVER PLACE	94555	FREMONT	1	488	0.20%
---------------	--------	----------------------------	-------	---------	---	-----	-------

APPENDIX B: CALIFORNIA FIREARM MANUFACTURER INFORMATION

DESCRIPTION	Crime Guns	Percent of Total Crime Guns	Cumulative Total	Cumulative Percent
SMITH AND WESSON	65,151	11.93%	65,151	11.93%
GLOCK, INC	52,146	9.55%	117,297	21.49%
STURM, RUGER & CO	47,775	8.75%	165,072	30.24%
TAURUS FORJAS	21,495	3.94%	186,567	34.17%
REMINGTON ARMS CO., INC	20,467	3.75%	207,034	37.92%
COLT	19,514	3.57%	226,548	41.50%
MOSSBERG, OF & SONS	16,844	3.09%	243,392	44.58%
SPRINGFIELD ARMORY	16,172	2.96%	259,564	47.54%
BERETTA	16,071	2.94%	275,635	50.49%
WINCHESTER	13,872	2.54%	289,507	53.03%
MARLIN FIREARMS CO.	11,008	2.02%	300,515	55.04%
SAUER, J. P., & SONS	10,177	1.86%	310,692	56.91%
HI POINT	9,141	1.67%	319,833	58.58%
BROWNING	7,378	1.35%	327,211	59.93%
HARRINGTON & RICHMOND	6,769	1.24%	333,980	61.17%
SAVAGE ARMS CORP	6,765	1.24%	340,745	62.41%
CARL WALTHER	5,420	0.99%	346,165	63.41%
UNITED STATES	5,007	0.92%	351,172	64.32%
SPRINGFIELD ARMS CO.	4,337	0.79%	355,509	65.12%
RAVEN ARMS CO.	4,229	0.77%	359,738	65.89%
AMADEO ROSSI & CO	4,129	0.76%	363,867	66.65%
HECKLER & KOCH	4,010	0.73%	367,877	67.38%
NORINCO	3,844	0.70%	371,721	68.09%
CHARTER ARMS	3,818	0.70%	375,539	68.79%
SWISS IND GESELLSCHAFT	3,481	0.64%	379,020	69.42%
DAVIS INDUSTRIES	3,367	0.62%	382,387	70.04%
JENNINGS FIREARMS CO	3,091	0.57%	385,478	70.61%
KIMBER	2,955	0.54%	388,433	71.15%
INDUSTRIA ARGENTINA	2,923	0.54%	391,356	71.68%
RG INDUSTRIES	2,903	0.53%	394,259	72.22%
PHOENIX ARMS CO.	2,831	0.52%	397,090	72.73%
KEL TEC	2,781	0.51%	399,871	73.24%
LORCIN ENGINEERING	2,776	0.51%	402,647	73.75%
IVER JOHNSON ARMS & CYCLE WORKS	2,589	0.47%	405,236	74.23%
HI STANDARD	2,564	0.47%	407,800	74.70%
ROHM	2,486	0.46%	410,286	75.15%
BRYCO ARMS	2,198	0.40%	412,484	75.55%

SOVIET UNION (USSR)	2,188	0.40%	414,672	75.95%
FIREARMS IMP&EXP FIE	2,115	0.39%	416,787	76.34%
CESKA ZBROJOVKA FOX	2,113	0.39%	418,900	76.73%
FI INDUSTRIES	2,068	0.38%	420,968	77.11%
KAHR ARMS	2,016	0.37%	422,984	77.48%
GABLND0/GABLND0 & C	1,999	0.37%	424,983	77.84%
STAR	1,981	0.36%	426,964	78.21%
ROCK ISLAND ARMORY	1,949	0.36%	428,913	78.56%
NORTH AMER ARMS	1,897	0.35%	430,810	78.91%
STEVEN/J STVNS ARMS	1,833	0.34%	432,643	79.25%
ANY MILITARY ISSUE	1,801	0.33%	434,444	79.58%
BENELLI SPA	1,607	0.29%	436,051	79.87%
SCCY INDUSTRIES	1,579	0.29%	437,630	80.16%
CENTURY ARMS INC	1,512	0.28%	439,142	80.44%
INTRATEC	1,479	0.27%	440,621	80.71%
ARCADIA MACHINE TOOL	1,455	0.27%	442,076	80.97%
MAUSER	1,398	0.26%	443,474	81.23%
FAB NAT DARMES D GUE	1,307	0.24%	444,781	81.47%
JIMENEZ ARMS	1,270	0.23%	446,051	81.70%
ANDERSON MFR	1,199	0.22%	447,250	81.92%
ROMARM CUGIR	1,194	0.22%	448,444	82.14%
NEW ENGLAND FIREARM	1,193	0.22%	449,637	82.36%
FEG UNION	1,181	0.22%	450,818	82.58%
CENTURY	1,139	0.21%	451,957	82.78%
BUSHMASTER	1,102	0.20%	453,059	82.99%
INTERNATNL ARMAMENT	1,086	0.20%	454,145	83.18%
GLOCK INC, USA MANUFACTURING	1,081	0.20%	455,226	83.38%
ASTRA	1,056	0.19%	456,282	83.58%
TANFOLGLIO,A.GUISPPE	1,049	0.19%	457,331	83.77%
MOSIN-NAGANT	1,045	0.19%	458,376	83.96%
ARMSCOR PRECISION	1,015	0.19%	459,391	84.15%
FN USA LLC	958	0.18%	460,349	84.32%
MADE IN TURKEY	954	0.17%	461,303	84.50%
PARA ORDNANCE	928	0.17%	462,231	84.67%
SEARS ROEBUCK & CO.	889	0.16%	463,120	84.83%
WESSON FIREARMS CO	889	0.16%	464,009	84.99%
STOEGER INDUSTRIES	865	0.16%	464,874	85.15%
ROY WEATHERBY	814	0.15%	465,688	85.30%
SPIKES TACTICAL	803	0.15%	466,491	85.45%
SWD INC	800	0.15%	467,291	85.59%
MADE IN ITALY	781	0.14%	468,072	85.74%
MADE IN GERMANY	760	0.14%	468,832	85.88%
MAVERICK ARMS	757	0.14%	469,589	86.01%
GERMAN SPORTS GUNS	733	0.13%	470,322	86.15%

STERLING ARMS	733	0.13%	471,055	86.28%
COBRA	711	0.13%	471,766	86.41%
AERO PRECISION INC	702	0.13%	472,468	86.54%
THOMPSON CENTER ARMS	696	0.13%	473,164	86.67%
IWI (IMI)	660	0.12%	473,824	86.79%
WICHESTER	655	0.12%	474,479	86.91%
HNRY REPATNG RFLE CO	642	0.12%	475,121	87.03%
MAKAROV	616	0.11%	475,737	87.14%
DEFENSE PROCURE MFG	615	0.11%	476,352	87.25%
STAG ARM	603	0.11%	476,955	87.36%
SPRINGFIELD FIREARMS	596	0.11%	477,551	87.47%
MTG.WARD'W.F.' BRAND	586	0.11%	478,137	87.58%
KASSNAR-FIAS IMPORTS	581	0.11%	478,718	87.69%
MAGNUM RESEARCH	563	0.10%	479,281	87.79%
FMK FIREARMS	547	0.10%	479,828	87.89%
CHARLES DALY	540	0.10%	480,368	87.99%
UNIVERSAL FIREARM CO	539	0.10%	480,907	88.09%
MADE IN CHINA	532	0.10%	481,439	88.18%
SILAH MAKINA KLIP	527	0.10%	481,966	88.28%
AMERCN TACTICAL IMP	521	0.10%	482,487	88.38%
COBRA ENTERPRSES INC	519	0.10%	483,006	88.47%
COMPAN BRSLRA CRTCHS	510	0.09%	483,516	88.56%
LUGER	505	0.09%	484,021	88.66%
TASER	504	0.09%	484,525	88.75%
MADE IN GIBRALTAR	499	0.09%	485,024	88.84%
ZASTAVA	492	0.09%	485,516	88.93%
HIGGINS, J. C.	490	0.09%	486,006	89.02%
STEYR	489	0.09%	486,495	89.11%
SQUIRES-BINGHAM	483	0.09%	486,978	89.20%
LH GUN CO.	478	0.09%	487,456	89.29%
DIAMONDBACK ARMS INC	471	0.09%	487,927	89.37%
AA ARMS CORP	469	0.09%	488,396	89.46%
ARMINIUS	469	0.09%	488,865	89.54%
HIGH STANDARD MFG CO	469	0.09%	489,334	89.63%
HERITAGE MFG INC	454	0.08%	489,788	89.71%
NORTH CHINA IND	454	0.08%	490,242	89.80%
DEL-TON INC	453	0.08%	490,695	89.88%
HOPKINS & ALLEN	453	0.08%	491,148	89.96%
MADE IN CZECHSLOVAKIA	440	0.08%	491,588	90.04%
BAIKAL	427	0.08%	492,015	90.12%
MADE IN SPAIN	422	0.08%	492,437	90.20%
CANIK 55	417	0.08%	492,854	90.28%
MASTERPIECE ARMS INC	414	0.08%	493,268	90.35%
ITHACA GUNS USA	413	0.08%	493,681	90.43%

AUTO-ORDNANCE CORP	407	0.07%	494,088	90.50%
ALDO UBERTI	392	0.07%	494,480	90.57%
CLERKE	391	0.07%	494,871	90.64%
BOITO	375	0.07%	495,246	90.71%
EURO AMERICAN ARMORY	375	0.07%	495,621	90.78%
CRESCENT FIREARMS CO	374	0.07%	495,995	90.85%
MADE IN FRANCE	372	0.07%	496,367	90.92%
DERRINGER CORP.	364	0.07%	496,731	90.99%
MADE IN HONG KONG	363	0.07%	497,094	91.05%
MADE IN YUGOSLAVIA	363	0.07%	497,457	91.12%
LIBERTY ARMS CO.	347	0.06%	497,804	91.18%
PEOPLES REPBLIC CHINA	344	0.06%	498,148	91.24%
IZHMASH (IZHEVSK)	340	0.06%	498,488	91.31%
CONN VALLEY ARMS	335	0.06%	498,823	91.37%
HOWA/HOWA LTD.	333	0.06%	499,156	91.43%
SCHMIDT, HERBERT	328	0.06%	499,484	91.49%
ENFIELD/ENFIELD LOCK	327	0.06%	499,811	91.55%
REVELATION	312	0.06%	500,123	91.61%
VICENZO BERNARDELLI	311	0.06%	500,434	91.66%
I M METAL	310	0.06%	500,744	91.72%
PALMETTO ARMORY	310	0.06%	501,054	91.78%
MADE IN WEST GERMANY	303	0.06%	501,357	91.83%
ROGUE DEFENSE LLC	302	0.06%	501,659	91.89%
CENTURY INT ARMS INC	301	0.06%	501,960	91.94%
MAADI	296	0.05%	502,256	92.00%
NEW ENGLAND ARMS CO.	296	0.05%	502,552	92.05%
HERITAGE ARMS	293	0.05%	502,845	92.11%
EXCAM	291	0.05%	503,136	92.16%
DANIEL DEFENSE INC	286	0.05%	503,422	92.21%
SUNDANCE INDUSTRIES	282	0.05%	503,704	92.26%
CMMG, INC	269	0.05%	503,973	92.31%
MADE IN BRAZIL	267	0.05%	504,240	92.36%
EAGLE ARMS	262	0.05%	504,502	92.41%
LWRC INTERNATIONAL	260	0.05%	504,762	92.46%
BAUER FIREARMS CORP	259	0.05%	505,021	92.50%
MADE IN JAPAN	258	0.05%	505,279	92.55%
DAEWOO	256	0.05%	505,535	92.60%
HAWES	255	0.05%	505,790	92.64%
DESERT EAGLE	255	0.05%	506,045	92.69%
PACK WEST ARMS	247	0.05%	506,292	92.74%
HERMAN WEIHRAUCH	242	0.04%	506,534	92.78%
ROMANIA/RUMANIA	241	0.04%	506,775	92.83%
GRENDDEL INC	240	0.04%	507,015	92.87%
HENRY GUN CO.	237	0.04%	507,252	92.91%

ARMALITE	236	0.04%	507,488	92.96%
ERMA/ERMA WERKE	233	0.04%	507,721	93.00%
TANFOLGLIO,F(TARGA)	231	0.04%	507,952	93.04%
FAB DARMES FRAT PIE	230	0.04%	508,182	93.08%
ROCK RIVER ARMS	230	0.04%	508,412	93.12%
SARSILMAZ (SAR ARMS)	223	0.04%	508,635	93.17%
HUNTER ARMS CO	214	0.04%	508,849	93.21%
FREEDOM ARMS CO	212	0.04%	509,061	93.24%
SAKO	209	0.04%	509,270	93.28%
EUROPEAN AMER ARMS	199	0.04%	509,469	93.32%
INDUST ARMI GALESI	199	0.04%	509,668	93.36%
INTERARMS	198	0.04%	509,866	93.39%
MIROKU FIREARM CO.	197	0.04%	510,063	93.43%
COLLATH	191	0.03%	510,254	93.46%
SUN CITY MACH CO	191	0.03%	510,445	93.50%
ARISAKA	190	0.03%	510,635	93.53%
UZI	190	0.03%	510,825	93.57%
HAWK INDUSTRIES	187	0.03%	511,012	93.60%
MADE IN HUNGARY	183	0.03%	511,195	93.63%
CHIAPPA FIREARMS LTD	182	0.03%	511,377	93.67%
HY HUNTER	180	0.03%	511,557	93.70%
TULSKI-KOROVIN	180	0.03%	511,737	93.73%
RINO GALESI	176	0.03%	511,913	93.77%
ACCU-TEC	175	0.03%	512,088	93.80%
AMERICAN ARMS	173	0.03%	512,261	93.83%
INTER ORDNANCE	173	0.03%	512,434	93.86%
NAVY ARMS CO.	172	0.03%	512,606	93.89%
OLYMPIC ARMS	170	0.03%	512,776	93.92%
MADE IN ENGLAND	169	0.03%	512,945	93.96%
WEBLEY SCOTT	169	0.03%	513,114	93.99%
JUKAR	168	0.03%	513,282	94.02%
S. M. L. E.	167	0.03%	513,449	94.05%
ARSENAL COMPANY	164	0.03%	513,613	94.08%
STERLING	164	0.03%	513,777	94.11%
TED WILLIAMS	164	0.03%	513,941	94.14%
WINDHAM WEAPONRY INC	164	0.03%	514,105	94.17%
JD MACHINE TECH, INC	163	0.03%	514,268	94.20%
PALMETTO	163	0.03%	514,431	94.23%
ARMS CORP OF AMERICA	161	0.03%	514,592	94.26%
TITAN MFG CO	161	0.03%	514,753	94.29%
MAGTECH	160	0.03%	514,913	94.32%
KIMEL/KIMEL IND.	159	0.03%	515,072	94.34%
IVER JOHNSON ARMS,ROCKLEDGE FL	158	0.03%	515,230	94.37%

COMMANCHE	158	0.03%	515,388	94.40%
LEWIS MACHINE&TOOL	154	0.03%	515,542	94.43%
ARMSCOR	152	0.03%	515,694	94.46%
FRANCHI	151	0.03%	515,845	94.49%
FRANKLIN ARMORY	151	0.03%	515,996	94.51%
KEYSTONE SPRTNG ARMS	150	0.03%	516,146	94.54%
AMERICAN INDUSTRIES	149	0.03%	516,295	94.57%
F N MFG INC	149	0.03%	516,444	94.60%
A. STROEGER	147	0.03%	516,591	94.62%
DICKINSON, E.L.	146	0.03%	516,737	94.65%
MADE IN BELGIUM	144	0.03%	516,881	94.68%
INTERSTATE ARMS CO	144	0.03%	517,025	94.70%
POLYTECHNOLOGIES	144	0.03%	517,169	94.73%
CZ GUNS TRADE	141	0.03%	517,310	94.75%
PLAINFIELD MACHNE CO	141	0.03%	517,451	94.78%
ARMI SAN MARCO	140	0.03%	517,591	94.81%
EIG CUTLERY	140	0.03%	517,731	94.83%
CALWESTCO INC	138	0.03%	517,869	94.86%
TRADITIONS, INC	138	0.03%	518,007	94.88%
ANSCHUTZ AND SAVAGE	137	0.03%	518,144	94.91%
GUSTAV, CARL	137	0.03%	518,281	94.93%
ORTGIES-DEUTSCHEWERKE BERLIN	137	0.03%	518,418	94.96%
TIKKA TURKEY GUN	134	0.02%	518,552	94.98%
HASKELL	132	0.02%	518,684	95.01%
BOHNMISCHE WAFFNFBRK	130	0.02%	518,814	95.03%
BUTLER ASOCIATES,INC	129	0.02%	518,943	95.05%
SMITH(NOT SMTH/WSSN)	129	0.02%	519,072	95.08%
DAISY (HEDDON)	127	0.02%	519,199	95.10%
MADE IN ARGENTINA	126	0.02%	519,325	95.12%
M D'ARMES ST ETIENNE	126	0.02%	519,451	95.15%
RECK (RECKY)	126	0.02%	519,577	95.17%
BURGO	125	0.02%	519,702	95.19%
FOREHAND ARMS CO.	125	0.02%	519,827	95.22%
ENTREPRISE ARMS INC	124	0.02%	519,951	95.24%
MEGA MACHINE SHOP	124	0.02%	520,075	95.26%
AKKR SLH SNY TIC,LTD	123	0.02%	520,198	95.28%
FABRIQUE DARMES	123	0.02%	520,321	95.31%
KRESGE, S. S.	122	0.02%	520,443	95.33%
INTRCNTNENTAL ARMS	121	0.02%	520,564	95.35%
F D'ARMI F TANFOGLIO	121	0.02%	520,685	95.37%
CTRN DIE & MCH CO	120	0.02%	520,805	95.39%
GERSTENBERGER EBERWE	120	0.02%	520,925	95.42%
QUALITY FIREARMS INC	120	0.02%	521,045	95.44%
STALLARD ARMS	119	0.02%	521,164	95.46%

SEECAMP LW	118	0.02%	521,282	95.48%
CHARTER 2000	116	0.02%	521,398	95.50%
JENKINS SPECIAL	116	0.02%	521,514	95.52%
RUSSIAN FEDERAT	115	0.02%	521,629	95.55%
GIRSAN	112	0.02%	521,741	95.57%
AMERICAN ARMS CO.	111	0.02%	521,852	95.59%
MFG AUTO. D. BAYONNE	111	0.02%	521,963	95.61%
TRI STAR SPTG ARMS	110	0.02%	522,073	95.63%
HUSQVARNA	109	0.02%	522,182	95.65%
BIRMINGHAM SMALL ARM	108	0.02%	522,290	95.67%
ENFIELD AMERICA	108	0.02%	522,398	95.69%
CIMARRON ARMS	107	0.02%	522,505	95.71%
POLYMER80, INC(P80 TAC P80)	107	0.02%	522,612	95.73%
LAR	106	0.02%	522,718	95.75%
RANGER ARMS, INC.	106	0.02%	522,824	95.76%
VOLTRAN AV SILAHARI	106	0.02%	522,930	95.78%
ESSEX ARMS CORP.	105	0.02%	523,035	95.80%
KOON, INC., H.	104	0.02%	523,139	95.82%
NOVESKE	104	0.02%	523,243	95.84%
AMERICAN ARMS INC	103	0.02%	523,346	95.86%
MITCHELL ARMS	103	0.02%	523,449	95.88%
GOLDEN STATE ARMS	101	0.02%	523,550	95.90%
IMBEL	101	0.02%	523,651	95.92%
CZ USA	100	0.02%	523,751	95.93%
DOUBLE STAR CORP	100	0.02%	523,851	95.95%
UNKWN/UNPUBLSHD MAKE	100	0.02%	523,951	95.97%
BOND ARMS	99	0.02%	524,050	95.99%
ZBROJOVKA, BRNO	98	0.02%	524,148	96.01%
NEW FRONTIER ARMORY	98	0.02%	524,246	96.03%
RUSSIA	98	0.02%	524,344	96.04%
ARMS CORP OF AMERICA	97	0.02%	524,441	96.06%
FEATHER ENTERPRISE	96	0.02%	524,537	96.08%
DTSCH WFFN&MNTNS FB	93	0.02%	524,630	96.10%
ECHASA	93	0.02%	524,723	96.11%
BRITARMS OF ENGLAND	92	0.02%	524,815	96.13%
INTERDYNAMIC	92	0.02%	524,907	96.15%
ISSC AUSTRIA	92	0.02%	524,999	96.16%
NODAK SPUD	91	0.02%	525,090	96.18%
OLYMPIC	90	0.02%	525,180	96.20%
ARSENAL INC, NEVADA	89	0.02%	525,269	96.21%
FIRE STORM	89	0.02%	525,358	96.23%
LES BAER CUSTOM INC	89	0.02%	525,447	96.25%
ROTH-SAUER	89	0.02%	525,536	96.26%
OMEGA (HANDGUNS)	88	0.02%	525,624	96.28%

PARKER-HALE	88	0.02%	525,712	96.29%
AMERICAN DERRINGER C	87	0.02%	525,799	96.31%
BARRETT FIREARMS MFG	86	0.02%	525,885	96.33%
DAVIS ARMS	86	0.02%	525,971	96.34%
LIBERTY	85	0.02%	526,056	96.36%
LEFEVER	84	0.02%	526,140	96.37%
MADISON IMPORT CO.	84	0.02%	526,224	96.39%
AKUS SILAH SAN TIC	83	0.02%	526,307	96.40%
MANHURIN, S.A.	83	0.02%	526,390	96.42%
RADOM VIS-35	83	0.02%	526,473	96.43%
BRITISH ENFIELD	82	0.02%	526,555	96.45%
CROSMAN ARMS CO.	82	0.02%	526,637	96.46%
MANNLICHER/CARCANO	82	0.02%	526,719	96.48%
DETONICS	81	0.01%	526,800	96.49%
STANDARD ARMS CO.	81	0.01%	526,881	96.51%
INDUST NOT DE ARMAS	80	0.01%	526,961	96.52%
IMPERIAL METAL PROD	78	0.01%	527,039	96.54%
MFG D'ARMES(MAP)	78	0.01%	527,117	96.55%
PATRIOT ORDNANCE FAC	78	0.01%	527,195	96.57%
VOLUNTEER ENTRPRISES	78	0.01%	527,273	96.58%
CZAR	77	0.01%	527,350	96.59%
DSA INC	76	0.01%	527,426	96.61%
FOREHANDEWADWORTH	76	0.01%	527,502	96.62%
NAGANT (REVOLVERS)	76	0.01%	527,578	96.64%
WESTERN ARMS CORP.	76	0.01%	527,654	96.65%
WILSON COMBAT	76	0.01%	527,730	96.66%
AMERICAN DERRING CO	75	0.01%	527,805	96.68%
GEN PRE CORP TALON	75	0.01%	527,880	96.69%
UMAREX	75	0.01%	527,955	96.70%
FIREARMS INTL CORP	74	0.01%	528,029	96.72%
H S PRECISION,INC	74	0.01%	528,103	96.73%
ARMI JAEGER	74	0.01%	528,177	96.75%
MADE IN PHILIPPINES	74	0.01%	528,251	96.76%
DIAMOND ARMS CO.	73	0.01%	528,324	96.77%
MADE IN ISRAEL	73	0.01%	528,397	96.79%
JUGGERNAUT TACTICAL, INC	73	0.01%	528,470	96.80%
SENTINAL ARMS	73	0.01%	528,543	96.81%
RICHARDS, W.	72	0.01%	528,615	96.83%
MADE IN AUSTRIA	71	0.01%	528,686	96.84%
N AMERICAN ARMS CORP	71	0.01%	528,757	96.85%
RPB INDUSTRIES	71	0.01%	528,828	96.86%
SPORTARMS	71	0.01%	528,899	96.88%
STEN	71	0.01%	528,970	96.89%
COBRAY FIREARMS	70	0.01%	529,040	96.90%

FBRC MIL DE ARM PORT	70	0.01%	529,110	96.92%
JOHNSON ARMS	69	0.01%	529,179	96.93%
ORDNANCE MFG. (OMC)	69	0.01%	529,248	96.94%
PARKER/PARKER BROS.	69	0.01%	529,317	96.95%
SECURITY IND.OF AMER	69	0.01%	529,386	96.97%
ZHONGZHOU MACHINERY	69	0.01%	529,455	96.98%
EAGLE ARMS	66	0.01%	529,521	96.99%
TRABZON TISAS	66	0.01%	529,587	97.00%
EASTERN ARMS CO.	65	0.01%	529,652	97.02%
CARCANO	63	0.01%	529,715	97.03%
N AMERICAN ARMS CO	63	0.01%	529,778	97.04%
VALOR	63	0.01%	529,841	97.05%
LYMAN GUN CO.	61	0.01%	529,902	97.06%
ROMER/ROMERWERK	61	0.01%	529,963	97.07%
NORTH AMER ARMS	60	0.01%	530,023	97.08%
ARSENAL USA LLC, TX	59	0.01%	530,082	97.09%
TRANSFORM DEFENSE	59	0.01%	530,141	97.11%
SMITH LC GUN CO	58	0.01%	530,199	97.12%
WILK ARMS CO, DIANE	58	0.01%	530,257	97.13%
MASTER MAG	57	0.01%	530,314	97.14%
COP, INC	56	0.01%	530,370	97.15%
CASPIAN ARMS LTD	56	0.01%	530,426	97.16%
HERTER'S INC.	56	0.01%	530,482	97.17%
HAFDASA	56	0.01%	530,538	97.18%
SKB FIREARMS COMPANY	56	0.01%	530,594	97.19%
HENRY DERINGER SR&JR	55	0.01%	530,649	97.20%
DEFENSE TECH CORP	55	0.01%	530,704	97.21%
GREAT WESTERN ARMS	55	0.01%	530,759	97.22%
NAMBU (PISTOLS)	55	0.01%	530,814	97.23%
COAST-TO-COAST STORS	54	0.01%	530,868	97.24%
FEDERAL ORDNANCE	54	0.01%	530,922	97.25%
EARLY MODERN FIREARM	53	0.01%	530,975	97.26%
JENNINGS FINE TUNING	53	0.01%	531,028	97.27%
LRB ARMS L ISLAND	53	0.01%	531,081	97.28%
NOBLE	53	0.01%	531,134	97.29%
PRIVATELY MADE FIREARM (PMF)	53	0.01%	531,187	97.30%
MADE IN POLAND	53	0.01%	531,240	97.31%
STARR ARMS CO.	53	0.01%	531,293	97.32%
ARCUS COMPANY	52	0.01%	531,345	97.33%
ARMINEX	52	0.01%	531,397	97.34%
BLACK RAIN ORDINANCE	52	0.01%	531,449	97.34%
CHINA JINGAN EQUIPMNT	52	0.01%	531,501	97.35%
HUGLU	52	0.01%	531,553	97.36%
DIKAR	51	0.01%	531,604	97.37%

U.S. ARMS CORP	51	0.01%	531,655	97.38%
VALMET/VALMET OY	51	0.01%	531,706	97.39%
AMERICA BLISS & GOODYEAR	50	0.01%	531,756	97.40%
DICKSON	50	0.01%	531,806	97.41%
HARTFORD ARMS CO.	50	0.01%	531,856	97.42%
NAT. ORDNANCE, INC.	50	0.01%	531,906	97.43%
PEDERSOLI	50	0.01%	531,956	97.44%
PROFESSIONAL ORD	50	0.01%	532,006	97.45%
ESSENTIAL ARMS CO	49	0.01%	532,055	97.46%
KHAN	49	0.01%	532,104	97.46%
LOWER, JOHN P.	49	0.01%	532,153	97.47%
ERQUIGA,MGRUZA,Y CIA	48	0.01%	532,201	97.48%
PTR-91	48	0.01%	532,249	97.49%
RICHLAND ARMS CO.	48	0.01%	532,297	97.50%
SPESCO CORP.	48	0.01%	532,345	97.51%
CHRISTENSEN ARMS	47	0.01%	532,392	97.52%
SPORTSMAN	47	0.01%	532,439	97.53%
FRANKLIN, BEN	46	0.01%	532,485	97.53%
BRESCIA ARMAS	46	0.01%	532,531	97.54%
INDIAN ARMS CORP.	46	0.01%	532,577	97.55%
IBERIA FIREARMS	46	0.01%	532,623	97.56%
KEYSTONE ARMS CO.	46	0.01%	532,669	97.57%
KAISER DEFENSE	45	0.01%	532,714	97.58%
KESSLER	45	0.01%	532,759	97.58%
SUN DEVIL MFG	45	0.01%	532,804	97.59%
SEEKINS PRECISION	45	0.01%	532,849	97.60%
SHINN-A-SIPJA	45	0.01%	532,894	97.61%
COBOLT	44	0.01%	532,938	97.62%
FRONTIER	44	0.01%	532,982	97.63%
HARTMAN	44	0.01%	533,026	97.63%
NIGHTHAWK CUSTOM	44	0.01%	533,070	97.64%
VECTOR ARMS	44	0.01%	533,114	97.65%
EUROARMS	43	0.01%	533,157	97.66%
JAGER/JAGER & CO.	43	0.01%	533,200	97.67%
PRECISE IMPORTS CO	43	0.01%	533,243	97.67%
WISCHO(K.G.WILSKR&CO	43	0.01%	533,286	97.68%
ATA ARMS	42	0.01%	533,328	97.69%
LEINAD	42	0.01%	533,370	97.70%
MORRISBURG	42	0.01%	533,412	97.70%
RHEINISCHE RHEINMETL	42	0.01%	533,454	97.71%
AMRCN SPRIT ARMS CRP	41	0.01%	533,495	97.72%
AR-7 INDUSTRIES	41	0.01%	533,536	97.73%
CHARCO	41	0.01%	533,577	97.73%
INGRAM	41	0.01%	533,618	97.74%

MERIDIAN FIREARMS CO	41	0.01%	533,659	97.75%
MADE IN SOMALIA	41	0.01%	533,700	97.76%
BENJAMIN	40	0.01%	533,740	97.76%
COLTON FIREARMS CO.	40	0.01%	533,780	97.77%
VYATSKIE POLYANY	40	0.01%	533,820	97.78%
MAG TACTICAL SYSTEMS	40	0.01%	533,860	97.79%
RANDALL MFG CO	40	0.01%	533,900	97.79%
SPORTING ARMS CO	40	0.01%	533,940	97.80%
SURPLUS AMMO & ARMS	40	0.01%	533,980	97.81%
STACCATO 2011	40	0.01%	534,020	97.82%
YANKEE HILL MACHINE	40	0.01%	534,060	97.82%
BRIDGE GUN CO.	39	0.01%	534,099	97.83%
B WEST IMPORTS INC	39	0.01%	534,138	97.84%
CHIPMUNK MFG CO	39	0.01%	534,177	97.84%
DAKOTA	39	0.01%	534,216	97.85%
STRLNGWRTH/A H FOX	39	0.01%	534,255	97.86%
LIVIAOITL	39	0.01%	534,294	97.87%
LITHGOW	39	0.01%	534,333	97.87%
PRIMARY WEAPON SYS	39	0.01%	534,372	97.88%
MADE IN EGYPT	38	0.01%	534,410	97.89%
IRWINDALE ARMS INC	38	0.01%	534,448	97.89%
ISHAPOR	38	0.01%	534,486	97.90%
J*S PACIFIC ENT	38	0.01%	534,524	97.91%
LAUER CUSTOM WEAPONR	38	0.01%	534,562	97.91%
SHOOTERS ARMS MFG	38	0.01%	534,600	97.92%
MADE IN SWITZERLAND	38	0.01%	534,638	97.93%
BRAVO CO, MFG, INC	37	0.01%	534,675	97.94%
BLACK ACES TACTICAL	37	0.01%	534,712	97.94%
GOODTIMEOUTDRS(CORE)	37	0.01%	534,749	97.95%
REXIO S R L	37	0.01%	534,786	97.96%
SHARPS & SONS	37	0.01%	534,823	97.96%
WYOMING ARMS	37	0.01%	534,860	97.97%
ARMI F LLI POLI	36	0.01%	534,896	97.98%
FULL METAL JACKET	36	0.01%	534,932	97.98%
LANBER ARMS	36	0.01%	534,968	97.99%
RICHARDS, WESTLEY	36	0.01%	535,004	98.00%
BROWN MFG. CO.	35	0.01%	535,039	98.00%
CONNECTICUT ARMS	35	0.01%	535,074	98.01%
HAWK ENGINEERING	35	0.01%	535,109	98.02%
SEDCO INDUSTRIES	35	0.01%	535,144	98.02%
BADROCK TACTICAL	34	0.01%	535,178	98.03%
MADE IN FINLAND	34	0.01%	535,212	98.03%
FABRICA D ARMAS-IWA	34	0.01%	535,246	98.04%
HISPANO ARGENTINA	34	0.01%	535,280	98.05%

LAURONA	34	0.01%	535,314	98.05%
MARKWELL ARMS CO	34	0.01%	535,348	98.06%
STAGGS BILT PRODUCTS	34	0.01%	535,382	98.07%
C. H.	33	0.01%	535,415	98.07%
CZECH SMALL ARMS JABLUNKA	33	0.01%	535,448	98.08%
FAB ARM OR FABARM	33	0.01%	535,481	98.08%
INTERORD	33	0.01%	535,514	98.09%
JUST RIGHT CARBINE	33	0.01%	535,547	98.10%
SPORT ARM OF FLORIDA	33	0.01%	535,580	98.10%
GAMO	32	0.01%	535,612	98.11%
VLQUARTSN CUSTOM LTD	32	0.01%	535,644	98.11%
ARLINGTON ORDNANCE	31	0.01%	535,675	98.12%
KNIGHT ARMAMENT	31	0.01%	535,706	98.12%
NORICA	31	0.01%	535,737	98.13%
PIONEER ARMS CORP	31	0.01%	535,768	98.14%
RUBY ARMS CO.	31	0.01%	535,799	98.14%
CHALLENGER MFG. CO.	30	0.01%	535,829	98.15%
FABRINOR ARMA CORTA	30	0.01%	535,859	98.15%
MERIDEN FIREARMS CO.	30	0.01%	535,889	98.16%
METRO ARMS CORP	30	0.01%	535,919	98.16%
RADICAL FIREARMS, LLC	30	0.01%	535,949	98.17%
HERCULES	29	0.01%	535,978	98.17%
ORBEA/BROS.&HERMANOS	29	0.01%	536,007	98.18%
ROSS RIFLE	29	0.01%	536,036	98.18%
RILEY DEFENSE INC	29	0.01%	536,065	98.19%
STANDARD MANUFACTURING CO	29	0.01%	536,094	98.20%
SPHINX ENGINEERING	29	0.01%	536,123	98.20%
TAIYO-JUKI	29	0.01%	536,152	98.21%
ANCIENS ESTAB PIEPER	28	0.01%	536,180	98.21%
BEISTEGUI	28	0.01%	536,208	98.22%
COTTER & CO.	28	0.01%	536,236	98.22%
ED BROWN PRDCTS INC	28	0.01%	536,264	98.23%
HAMMERLI	28	0.01%	536,292	98.23%
INVESTARM FAB D'ARMI	28	0.01%	536,320	98.24%
ISRAEL ARMS LTD	28	0.01%	536,348	98.24%
ROGER	28	0.01%	536,376	98.25%
MADE IN SWEDEN	28	0.01%	536,404	98.25%
UNIQUE	28	0.01%	536,432	98.26%
BARKER,T.	27	0.00%	536,459	98.26%
CLIC-CLAC	27	0.00%	536,486	98.27%
COPER FREARMS MFG.CO	27	0.00%	536,513	98.27%
GARATE ANITUA	27	0.00%	536,540	98.28%
ISRAEL ARMS INTRNTNL	27	0.00%	536,567	98.28%
SILENCERCO LLC	27	0.00%	536,594	98.29%

ULTRA HI	27	0.00%	536,621	98.29%
VERONA	27	0.00%	536,648	98.30%
ZANOLETTI,PIETRO	27	0.00%	536,675	98.30%
BIG BEAR ARMS	26	0.00%	536,701	98.31%
CZECH REPUBLIC	26	0.00%	536,727	98.31%
LUCZNIK METAL FCTORY	26	0.00%	536,753	98.32%
FRBCA DE ARM MEX.CTY	26	0.00%	536,779	98.32%
NIKKO	26	0.00%	536,805	98.33%
PARKER BROS MAKERS	26	0.00%	536,831	98.33%
ROGUE RIFLE CO	26	0.00%	536,857	98.34%
SPANISH SAHARA	26	0.00%	536,883	98.34%
MADE IN SIERRE LEONE	26	0.00%	536,909	98.34%
SALAVERRIA, IRAOLA	26	0.00%	536,935	98.35%
AUSTRALIAN AUTO ARMS	26	0.00%	536,961	98.35%
US FIRE-ARMS MFG INC	26	0.00%	536,987	98.36%
VULCAN	26	0.00%	537,013	98.36%
ARMSPORT	25	0.00%	537,038	98.37%
BEEMAN	25	0.00%	537,063	98.37%
CHATELLERAULT	25	0.00%	537,088	98.38%
DAVIS-WARNER ARMS CO	25	0.00%	537,113	98.38%
EXCEL INDUSTRIES INC	25	0.00%	537,138	98.39%
GILBERT/ELLICE ISLDS	25	0.00%	537,163	98.39%
LUDWIG LOEWE	25	0.00%	537,188	98.40%
RANCH & SILVA (RTS)	25	0.00%	537,213	98.40%
VIPER	25	0.00%	537,238	98.40%
ANTONIO ZOLI	25	0.00%	537,263	98.41%
BAKER GUN CO.	24	0.00%	537,287	98.41%
EXEL ARMS OF AMERICA	24	0.00%	537,311	98.42%
EXTAR, LLC	24	0.00%	537,335	98.42%
J P ENTERPRISES	24	0.00%	537,359	98.43%
MIL. ARM. CORP.(MAC)	24	0.00%	537,383	98.43%
ROBAR ET CIE	24	0.00%	537,407	98.44%
SURVIVAL ARMS	24	0.00%	537,431	98.44%
TRIPP RESEARCH	24	0.00%	537,455	98.44%
Z AUTO PISTOLE	24	0.00%	537,479	98.45%
AMER. FIREARM MFG CO	23	0.00%	537,502	98.45%
BUDDIE ARMS CO.	23	0.00%	537,525	98.46%
DAN COONAN IND OR DC	23	0.00%	537,548	98.46%
GECADO	23	0.00%	537,571	98.47%
MARTIGNY	23	0.00%	537,594	98.47%
SHERIDAN PROD., INC.	23	0.00%	537,617	98.47%
STRAYER TRIPP, INT	23	0.00%	537,640	98.48%
SUPERIOR ARMS INC	23	0.00%	537,663	98.48%
TACTICAL MACHINING	23	0.00%	537,686	98.49%

VULCAN ARMS INC	23	0.00%	537,709	98.49%
ARMORY GUN CO.	22	0.00%	537,731	98.50%
MS SAFARI ARMS	22	0.00%	537,753	98.50%
MORRISSEY INC	22	0.00%	537,775	98.50%
PLUM CRAZY FIREARMS	22	0.00%	537,797	98.51%
FRASER	22	0.00%	537,819	98.51%
STINGER MANUFACTURIN	22	0.00%	537,841	98.52%
ALLIES	21	0.00%	537,862	98.52%
AMERCN FIREARMS CORP	21	0.00%	537,883	98.52%
FIALA ARMS&EQU.CO.	21	0.00%	537,904	98.53%
GRAND POWER	21	0.00%	537,925	98.53%
GUARDIAN	21	0.00%	537,946	98.53%
NEWPORT	21	0.00%	537,967	98.54%
NORAMCO	21	0.00%	537,988	98.54%
PERAZZI	21	0.00%	538,009	98.55%
RATMIL	21	0.00%	538,030	98.55%
SMITH MFG GROUP	21	0.00%	538,051	98.55%
SIMONOV	21	0.00%	538,072	98.56%
THE AMERICAN	21	0.00%	538,093	98.56%
US REPEATING ARMS CO	21	0.00%	538,114	98.57%
UTAS	21	0.00%	538,135	98.57%
ZABALA BROS/ZABALA H	21	0.00%	538,156	98.57%
AMTEC 2000	20	0.00%	538,176	98.58%
BULLDOG	20	0.00%	538,196	98.58%
L. C. DAVIS	20	0.00%	538,216	98.58%
KIRIKKALE (MKE)	20	0.00%	538,236	98.59%
LAKEFIELD SALES	20	0.00%	538,256	98.59%
RAM LINE INC	20	0.00%	538,276	98.60%
SCHMIDT-RUBIN	20	0.00%	538,296	98.60%
SEDGLY, R F	20	0.00%	538,316	98.60%
THOMPSON MACHINE	20	0.00%	538,336	98.61%
VICTOR MOD H+R,HS	20	0.00%	538,356	98.61%
VOERE	20	0.00%	538,376	98.61%
WEBLEY-FOSBERY	20	0.00%	538,396	98.62%
BERGEREON	19	0.00%	538,415	98.62%
MARTIN A. BASCARAN	19	0.00%	538,434	98.62%
MADE IN CANADA	19	0.00%	538,453	98.63%
DAVENPORT FIREARMS	19	0.00%	538,472	98.63%
I G A	19	0.00%	538,491	98.63%
MISS.VALLEY ARMS CO.	19	0.00%	538,510	98.64%
PARAMOUNT	19	0.00%	538,529	98.64%
REVELLI	19	0.00%	538,548	98.64%
ROBINSON ARMAMENT CO	19	0.00%	538,567	98.65%
REPUBLIC ARMS INC	19	0.00%	538,586	98.65%

SABOTTI & TANFOLGLIO	19	0.00%	538,605	98.66%
TTI INTERNATIONAL	19	0.00%	538,624	98.66%
AREX	18	0.00%	538,642	98.66%
ADAMS ARMS, LLC	18	0.00%	538,660	98.67%
COONAN ARMS	18	0.00%	538,678	98.67%
CENTURY	18	0.00%	538,696	98.67%
ERNST THAELMANN	18	0.00%	538,714	98.68%
F DUSEK OPOTSCHNO	18	0.00%	538,732	98.68%
HEGE/HEGE WAFFEN	18	0.00%	538,750	98.68%
HOOD FIREARMS CO.	18	0.00%	538,768	98.69%
ITM ARMS OR ITM TOOL	18	0.00%	538,786	98.69%
J&R ENGINEERING CO	18	0.00%	538,804	98.69%
KE ARMS	18	0.00%	538,822	98.70%
KIMBALL ARMS CO.	18	0.00%	538,840	98.70%
MANNLICHER	18	0.00%	538,858	98.70%
OLYMPIA PISTOLE	18	0.00%	538,876	98.71%
ST. LOUIS ARMS CO.	18	0.00%	538,894	98.71%
SPORTING ARMS MFG	18	0.00%	538,912	98.71%
SONJU INDUSTRIAL	18	0.00%	538,930	98.71%
TAYLOR MFG	18	0.00%	538,948	98.72%
ARMI ATIS S.R.L.	17	0.00%	538,965	98.72%
ARMI SPORT	17	0.00%	538,982	98.72%
AUTO NINE CORP	17	0.00%	538,999	98.73%
BEAR CREEK ARSENAL	17	0.00%	539,016	98.73%
MADE IN BULGARIA	17	0.00%	539,033	98.73%
FIELD & FIRESIDE	17	0.00%	539,050	98.74%
ROSE, GEORGE E., CO.	17	0.00%	539,067	98.74%
HAENEL-SCHMEISSER	17	0.00%	539,084	98.74%
KOMANDO AV	17	0.00%	539,101	98.75%
KODIAK MFG. CO.	17	0.00%	539,118	98.75%
LIBERTY ARMS WORKS	17	0.00%	539,135	98.75%
MK ARMS INC	17	0.00%	539,152	98.76%
PACHMAYR GUN WORKS	17	0.00%	539,169	98.76%
PH 5 TACT (PH 5 WSI)	17	0.00%	539,186	98.76%
RETOLAZA BROS	17	0.00%	539,203	98.76%
SIERRA ARMS CO.	17	0.00%	539,220	98.77%
SPAIN	17	0.00%	539,237	98.77%
MARTINIQUE ZH Z-B	17	0.00%	539,254	98.77%
AMERICAN ARMS & AMMO	16	0.00%	539,270	98.78%
ADOLF FRANK CO	16	0.00%	539,286	98.78%
EJ CHURCHILL	16	0.00%	539,302	98.78%
DEFENSE	16	0.00%	539,318	98.79%
ESCODIN	16	0.00%	539,334	98.79%
FALCON	16	0.00%	539,350	98.79%

FIREARMS INTL INC	16	0.00%	539,366	98.79%
FTL MARKETING	16	0.00%	539,382	98.80%
GREENFIELD	16	0.00%	539,398	98.80%
HESSE LTD	16	0.00%	539,414	98.80%
MONDIAL(BLANK PSTLS)	16	0.00%	539,430	98.81%
NEW ENGLND WEST REM	16	0.00%	539,446	98.81%
OREGON ARMS INC	16	0.00%	539,462	98.81%
REPLICA ARMS	16	0.00%	539,478	98.82%
ROGGIO ARSENAL	16	0.00%	539,494	98.82%
SPANDAU	16	0.00%	539,510	98.82%
SPENCER RIFLE	16	0.00%	539,526	98.82%
SPREEWERK GUNS, CYQ OR CVQ	16	0.00%	539,542	98.83%
THAMES ARMS CO.	16	0.00%	539,558	98.83%
TNW TECHNETWORK	16	0.00%	539,574	98.83%
MADE IN TAIWAN	16	0.00%	539,590	98.84%
ARTISTIC ARMS	15	0.00%	539,605	98.84%
ADVANTAGE ARMS	15	0.00%	539,620	98.84%
AMERICAN WPNS CORP	15	0.00%	539,635	98.84%
BUSCHER STROTMODELL	15	0.00%	539,650	98.85%
C3 DEFENSE, INC	15	0.00%	539,665	98.85%
CFS GUNS	15	0.00%	539,680	98.85%
EL FAISAN	15	0.00%	539,695	98.86%
EMERGING TECH INC	15	0.00%	539,710	98.86%
G. A. C.	15	0.00%	539,725	98.86%
HIBBARD SPENCER BART	15	0.00%	539,740	98.86%
INTERNATNL HARVESTER	15	0.00%	539,755	98.87%
JERICO FIREARMS	15	0.00%	539,770	98.87%
KAZAR CUSTOM ARMS	15	0.00%	539,785	98.87%
KRIEGHOFF	15	0.00%	539,800	98.87%
MERWIN & HUBERT(M&H)	15	0.00%	539,815	98.88%
J.C.PENNEY(FOREMOST)	15	0.00%	539,830	98.88%
R GUNS SPORTSWEREUS	15	0.00%	539,845	98.88%
SCHMEISSER	15	0.00%	539,860	98.89%
SABRE DEFENCE INDUST	15	0.00%	539,875	98.89%
SPESCO	15	0.00%	539,890	98.89%
STEYR ARMS, INC	15	0.00%	539,905	98.89%
TROY INDUSTRIES	15	0.00%	539,920	98.90%
WHITNEY FIREARMS CO.	15	0.00%	539,935	98.90%
ADAMS & DEANE	14	0.00%	539,949	98.90%
ACCURACY INT LTD	14	0.00%	539,963	98.90%
ANDRUS & OSBORN	14	0.00%	539,977	98.91%
FRANCISCO ARIZMENDI	14	0.00%	539,991	98.91%
ASTAR	14	0.00%	540,005	98.91%
ARDESSA	14	0.00%	540,019	98.91%

BRAZIER	14	0.00%	540,033	98.92%
BREN	14	0.00%	540,047	98.92%
CALIFORNIA ARMS	14	0.00%	540,061	98.92%
CENTURY MFG INC	14	0.00%	540,075	98.92%
DICKSON CAPITAL	14	0.00%	540,089	98.93%
MADE IN EAST GERMANY	14	0.00%	540,103	98.93%
FRANKLIN, C.W.	14	0.00%	540,117	98.93%
FLORIDA FIREARMS	14	0.00%	540,131	98.93%
FULTON ARMORY	14	0.00%	540,145	98.94%
FABRICA ARMI GRADOGA	14	0.00%	540,159	98.94%
HATFIELD GUN CO	14	0.00%	540,173	98.94%
MASSACHUSETTS ARMS	14	0.00%	540,187	98.95%
MCKAY ENTERPRISES	14	0.00%	540,201	98.95%
MADE IN MEXICO	14	0.00%	540,215	98.95%
PAC(PACIFIC ARMS CO)	14	0.00%	540,229	98.95%
RADIKAL ARMS	14	0.00%	540,243	98.96%
REX	14	0.00%	540,257	98.96%
RIFLE GEAR	14	0.00%	540,271	98.96%
ROCKY MN ARMS CORP	14	0.00%	540,285	98.96%
STANDARD PROD. CO.	14	0.00%	540,299	98.97%
STORM	14	0.00%	540,313	98.97%
THOMAS ARMS CO.	14	0.00%	540,327	98.97%
WESTERN MARSHAL	14	0.00%	540,341	98.97%
WAFF - STENDA WERKE	14	0.00%	540,355	98.98%
YOUNG AMERICAN	14	0.00%	540,369	98.98%
MADE IN ALBANIA	13	0.00%	540,382	98.98%
ALAMO	13	0.00%	540,395	98.98%
ARMI S. PAOLO	13	0.00%	540,408	98.99%
BLLMRE-JOHNSEN TOL CO	13	0.00%	540,421	98.99%
BUL TRANSMARK LTD	13	0.00%	540,434	98.99%
CNADIAN IND LTD(CIL)	13	0.00%	540,447	98.99%
DELPHIAN ARMS CO	13	0.00%	540,460	99.00%
DIXIE GUN WORKS	13	0.00%	540,473	99.00%
DAVIDSON FIREARMS CO	13	0.00%	540,486	99.00%
EWBANK MFG	13	0.00%	540,499	99.00%
GALEF JL & SON	13	0.00%	540,512	99.00%
GLISENTI	13	0.00%	540,525	99.01%
GALIL ISRAEL	13	0.00%	540,538	99.01%
HERMAN	13	0.00%	540,551	99.01%
HRMTGE(ARM OR GUN CO	13	0.00%	540,564	99.01%
HY SCORE	13	0.00%	540,577	99.02%
JOHNSON, BYE & CO.	13	0.00%	540,590	99.02%
LANGENHAN FL	13	0.00%	540,603	99.02%
NHM/N. H. MAYER	13	0.00%	540,616	99.02%

SPECIAL WEAPONS LLC	13	0.00%	540,629	99.03%
TAPCO WEST JORDAN	13	0.00%	540,642	99.03%
CORSAIR	13	0.00%	540,655	99.03%
VEGA	13	0.00%	540,668	99.03%
ALPINE INDUSTRIES	12	0.00%	540,680	99.04%
BELKNAP HARDWARE	12	0.00%	540,692	99.04%
MADE IN BURMA	12	0.00%	540,704	99.04%
CENTENNIAL ARMS	12	0.00%	540,716	99.04%
DERYA ARM (DERYA SILAH SANAYI)	12	0.00%	540,728	99.04%
ECHAVE Y ARIZMENDI	12	0.00%	540,740	99.05%
ERL SVENDSEN (ESFAC)	12	0.00%	540,752	99.05%
ESPERANZA	12	0.00%	540,764	99.05%
EXCELSIOR	12	0.00%	540,776	99.05%
FRONTIER MOD DERINGR	12	0.00%	540,788	99.06%
GUARDIAN MFG GO	12	0.00%	540,800	99.06%
HAERENS TOJHUS	12	0.00%	540,812	99.06%
KRAL AV SANAYI	12	0.00%	540,824	99.06%
LASSERRE S A	12	0.00%	540,836	99.06%
NUMRICH ARMS CORP.	12	0.00%	540,848	99.07%
OREGON ARMS LIMITED	12	0.00%	540,860	99.07%
OTTOMANGUNS	12	0.00%	540,872	99.07%
OJANGUREN & VIDOSA	12	0.00%	540,884	99.07%
PREMIER	12	0.00%	540,896	99.08%
RHONER/RHONIE	12	0.00%	540,908	99.08%
SABATTI, FIAS	12	0.00%	540,920	99.08%
STRAYER-VOIGT	12	0.00%	540,932	99.08%
TAICO	12	0.00%	540,944	99.08%
TISAN	12	0.00%	540,956	99.09%
TACTICAL SOLUTIONS	12	0.00%	540,968	99.09%
UNITED SPORTING ARMS	12	0.00%	540,980	99.09%
VEKTOR	12	0.00%	540,992	99.09%
WEAVER ARMS	12	0.00%	541,004	99.09%
GASPAR ARIZAGA	11	0.00%	541,015	99.10%
A.R.SALES CO.	11	0.00%	541,026	99.10%
ARMI TECNICHE DE RIZ	11	0.00%	541,037	99.10%
BATAVIA/BATAVIA LDR	11	0.00%	541,048	99.10%
BCI DEFENSE	11	0.00%	541,059	99.10%
BLUMENFELD IMPORT CO	11	0.00%	541,070	99.11%
DEUTSCHE TREFF	11	0.00%	541,081	99.11%
DAVIS, N. R. & SONS	11	0.00%	541,092	99.11%
D-TECHNIK	11	0.00%	541,103	99.11%
FAUSTI, STEPHANO	11	0.00%	541,114	99.11%
GLADIATOR	11	0.00%	541,125	99.12%
GRIEDER, H. F.	11	0.00%	541,136	99.12%

GROUP INDUSTRIES	11	0.00%	541,147	99.12%
HEMBURG	11	0.00%	541,158	99.12%
INDUS ARMI BRESCIANE	11	0.00%	541,169	99.13%
ITALGUNS INTERNATL	11	0.00%	541,180	99.13%
KOMMER, THEODOR	11	0.00%	541,191	99.13%
BELLERI, LUIGI	11	0.00%	541,202	99.13%
MERCURY	11	0.00%	541,213	99.13%
NEMO ARMS,INC	11	0.00%	541,224	99.14%
NOREEN FIREARMS, LLC	11	0.00%	541,235	99.14%
PATRIOT	11	0.00%	541,246	99.14%
SARMCO	11	0.00%	541,257	99.14%
SHNDONG FRST MACH CO	11	0.00%	541,268	99.14%
SHAPLEIGH HDW. CO.	11	0.00%	541,279	99.15%
SMITH MFG COMPANY	11	0.00%	541,290	99.15%
SERITSAN	11	0.00%	541,301	99.15%
STOCK, FRANZ	11	0.00%	541,312	99.15%
TAMPEREEN ASEPAJA	11	0.00%	541,323	99.15%
TACTICAL INNOVATIONS	11	0.00%	541,334	99.16%
UKRAINE	11	0.00%	541,345	99.16%
WILKINSON & SONS	11	0.00%	541,356	99.16%
AMERICAN ARMS INT	10	0.00%	541,366	99.16%
ANARCHY ARMORY	10	0.00%	541,376	99.16%
AUSTRALIA	10	0.00%	541,386	99.16%
AMERICAN TACTICAL OUTFITTERS	10	0.00%	541,396	99.17%
AUTO MAG JURRAS	10	0.00%	541,406	99.17%
AMERICAN WESTRN ARMS	10	0.00%	541,416	99.17%
ALEXANDER ARMS	10	0.00%	541,426	99.17%
BREDA	10	0.00%	541,436	99.17%
BRSLUZ ARITO ARTNA	10	0.00%	541,446	99.18%
CETME	10	0.00%	541,456	99.18%
CLASSIC ARMS	10	0.00%	541,466	99.18%
COVERT ARMS MFG CO	10	0.00%	541,476	99.18%
COOEY	10	0.00%	541,486	99.18%
DELU, FABRCA DARMES	10	0.00%	541,496	99.18%
ECLIPSE	10	0.00%	541,506	99.19%
E3 ARMS, LLC	10	0.00%	541,516	99.19%
FIREARMS CO, LTD	10	0.00%	541,526	99.19%
FRATELLI PIOTTI	10	0.00%	541,536	99.19%
GM	10	0.00%	541,546	99.19%
LEE ARMS CO.	10	0.00%	541,556	99.20%
LARUE TACTICAL	10	0.00%	541,566	99.20%
MENDOZA	10	0.00%	541,576	99.20%
PRECISION INDUSTRIES	10	0.00%	541,586	99.20%
PRECISION SM PARTS	10	0.00%	541,596	99.20%

REPUBLIC	10	0.00%	541,606	99.21%
SPIRLET	10	0.00%	541,616	99.21%
SERRIFILE INC	10	0.00%	541,626	99.21%
FAB-10	10	0.00%	541,636	99.21%
TALON INDUSTRIES INC	10	0.00%	541,646	99.21%
TRESSITU	10	0.00%	541,656	99.21%
URKO	10	0.00%	541,666	99.22%
VELOCITY FIREARMS	10	0.00%	541,676	99.22%
FBRCA DE ARM ZRGOSA	10	0.00%	541,686	99.22%
PEDRO AROSA AGUIRRE	9	0.00%	541,695	99.22%
AMERCN IMP CO	9	0.00%	541,704	99.22%
ARROW ARMS	9	0.00%	541,713	99.22%
ALEX PRO FIREARMS	9	0.00%	541,722	99.23%
MATADOR	9	0.00%	541,731	99.23%
BERBEN CORP	9	0.00%	541,740	99.23%
BABY HAMMERLESS	9	0.00%	541,749	99.23%
BEND MFG GROUP	9	0.00%	541,758	99.23%
MADE IN COLOMBIA	9	0.00%	541,767	99.23%
CASULL ARMS CORP	9	0.00%	541,776	99.24%
DUTCH HEMBRUG	9	0.00%	541,785	99.24%
FALCO	9	0.00%	541,794	99.24%
FAB MILITAR DE BRACO	9	0.00%	541,803	99.24%
ANDREW FYRBERG & CO	9	0.00%	541,812	99.24%
GLOBAL ARMS	9	0.00%	541,821	99.24%
HOGAN MFG, LLC	9	0.00%	541,830	99.25%
HAWKEN	9	0.00%	541,839	99.25%
INLAND MANUFACTURING	9	0.00%	541,848	99.25%
JLD ENTERPRISES	9	0.00%	541,857	99.25%
JANA INTERNATNL CO.	9	0.00%	541,866	99.25%
KSN INDUSTRIES	9	0.00%	541,875	99.25%
O. W. A.	9	0.00%	541,884	99.26%
PALMETTO STATE DEFENSE GREER	9	0.00%	541,893	99.26%
M-I REP CONGO BRAZZ	9	0.00%	541,902	99.26%
S.A. AUTOMATIQUE	9	0.00%	541,911	99.26%
SPORTING ARMS INC	9	0.00%	541,920	99.26%
SILE DSTRBUTRS, INC.	9	0.00%	541,929	99.26%
SHILOH PROD.(SHARPS	9	0.00%	541,938	99.27%
SENDRA CORP	9	0.00%	541,947	99.27%
SRM, INC	9	0.00%	541,956	99.27%
SWISS ARMS	9	0.00%	541,965	99.27%
SYRACUSE FORGING CO.	9	0.00%	541,974	99.27%
SEYTRES	9	0.00%	541,983	99.27%
T. A. C.	9	0.00%	541,992	99.28%
TALLARES D ARMAS LIV	9	0.00%	542,001	99.28%

TIPPMAN ARMS CO	9	0.00%	542,010	99.28%
TENNESSEE ARMS CO	9	0.00%	542,019	99.28%
VETTERLI	9	0.00%	542,028	99.28%
WHITNEYVILLE ARMORY	9	0.00%	542,037	99.28%
WEDMER	9	0.00%	542,046	99.29%
WINCH	9	0.00%	542,055	99.29%
ADLER WAFFENWERKE	8	0.00%	542,063	99.29%
AGUIRRE Y ARANZABAL	8	0.00%	542,071	99.29%
ALKRTSNA FAB ARMAS	8	0.00%	542,079	99.29%
AMERICA S.A.	8	0.00%	542,087	99.29%
ARIZMENDI,NORBERTO	8	0.00%	542,095	99.29%
BALLESTER-RIGUAD	8	0.00%	542,103	99.30%
BEEBE ARMS CO.	8	0.00%	542,111	99.30%
BECKER & HOLLANDER	8	0.00%	542,119	99.30%
CROWN CITY ARMS	8	0.00%	542,127	99.30%
DARNE	8	0.00%	542,135	99.30%
DESTROYER CARBINE	8	0.00%	542,143	99.30%
DAKOTA ARMS	8	0.00%	542,151	99.30%
DAL PHON SA	8	0.00%	542,159	99.31%
EDDY MFG CO EMC	8	0.00%	542,167	99.31%
GUISASOLA BROS.	8	0.00%	542,175	99.31%
IMPERIAL	8	0.00%	542,183	99.31%
JANNSEN/JNNSN SON&CO	8	0.00%	542,191	99.31%
KENTUCKIAN	8	0.00%	542,199	99.31%
MADE IN KOREA	8	0.00%	542,207	99.32%
L A DISTRIBUTORS	8	0.00%	542,215	99.32%
MARKSMAN PRODUCTS	8	0.00%	542,223	99.32%
MOORE,WILLIAM,& CO.	8	0.00%	542,231	99.32%
MITRAILLEUSE FRAN DA	8	0.00%	542,239	99.32%
MARATHON PRDUCTS INC	8	0.00%	542,247	99.32%
MATRIX AEROSPACE	8	0.00%	542,255	99.32%
NAVAL COMPANY INC	8	0.00%	542,263	99.33%
NEWTON	8	0.00%	542,271	99.33%
ORDNANCE DESIGN CO.	8	0.00%	542,279	99.33%
TEXAS-RANGER-FRNTIER	8	0.00%	542,287	99.33%
RUBI	8	0.00%	542,295	99.33%
RANGER MACHINE & TL	8	0.00%	542,303	99.33%
SCORPION	8	0.00%	542,311	99.33%
SOG ARMORY INC	8	0.00%	542,319	99.34%
SURGEON RIFLES INC	8	0.00%	542,327	99.34%
SUREFIRE LLC	8	0.00%	542,335	99.34%
SILMA SPORTING GUN	8	0.00%	542,343	99.34%
SPEC WEAPONS SYSTEMS	8	0.00%	542,351	99.34%
TORKELSON ARMS CO.	8	0.00%	542,359	99.34%

UCYILDIZ ARMS INDS	8	0.00%	542,367	99.34%
WITTE'S IXL	8	0.00%	542,375	99.35%
WOLF	8	0.00%	542,383	99.35%
YILDIZ SANAYI	8	0.00%	542,391	99.35%
ABERCROMBIE & FITCH	7	0.00%	542,398	99.35%
AR57 LLC	7	0.00%	542,405	99.35%
ALLEN	7	0.00%	542,412	99.35%
ATLAS	7	0.00%	542,419	99.35%
A. J. AUBREY	7	0.00%	542,426	99.36%
AUTO PISTOLE ZKP	7	0.00%	542,433	99.36%
ANVIL ARMS LLC	7	0.00%	542,440	99.36%
BEARMAN INDUSTRIES	7	0.00%	542,447	99.36%
B F ARMS MFG	7	0.00%	542,454	99.36%
BAUER, KARL	7	0.00%	542,461	99.36%
COBRA TACTICAL INC	7	0.00%	542,468	99.36%
CLABROUGH & SONS	7	0.00%	542,475	99.36%
CONNECTICUT VLY CLAS	7	0.00%	542,482	99.37%
DELAWARE MACHINERY	7	0.00%	542,489	99.37%
ELEY/ELEY KYNOCH	7	0.00%	542,496	99.37%
ERBI/ARMAS	7	0.00%	542,503	99.37%
ESTUL, INC.	7	0.00%	542,510	99.37%
FABICO	7	0.00%	542,517	99.37%
FEDERAL FIREARMS CO	7	0.00%	542,524	99.37%
FRANCOLIN INTRNL ARMS CO	7	0.00%	542,531	99.37%
FRATELLI BERTUZZI	7	0.00%	542,538	99.38%
HOLLAND & HOLLAND	7	0.00%	542,545	99.38%
KIRICI SILAH (ARMS) (KRC AV)	7	0.00%	542,552	99.38%
MARBLE ARMS CORP.	7	0.00%	542,559	99.38%
MICHIGAN ARMAMENT	7	0.00%	542,566	99.38%
MIL INCORPORATED	7	0.00%	542,573	99.38%
MILITARY AUTOMATIC	7	0.00%	542,580	99.38%
MKS SUPPLY, INC	7	0.00%	542,587	99.38%
NOVAMATIC	7	0.00%	542,594	99.39%
OMEGA ARMS	7	0.00%	542,601	99.39%
OLIN-KODENSHA CO	7	0.00%	542,608	99.39%
PISTOLE MODELL 27	7	0.00%	542,615	99.39%
ROTH-GASSER	7	0.00%	542,622	99.39%
RHODE ISLAND ARMS	7	0.00%	542,629	99.39%
ROYAL GUN CO.	7	0.00%	542,636	99.39%
REPUBLIC ARMS OF S A	7	0.00%	542,643	99.39%
RETAY ARMS LTD STI	7	0.00%	542,650	99.40%
S. A. C. M.	7	0.00%	542,657	99.40%
FELIX SARASQUET & CO	7	0.00%	542,664	99.40%
SCHIEDER, KARL KASCHE	7	0.00%	542,671	99.40%

SACO DEFENSE	7	0.00%	542,678	99.40%
MADE IN SENEGAL	7	0.00%	542,685	99.40%
SINGER	7	0.00%	542,692	99.40%
SITES SPECTRE	7	0.00%	542,699	99.41%
SMALL ARMS LONG BRAN	7	0.00%	542,706	99.41%
SECRET SERVICE	7	0.00%	542,713	99.41%
TEXAS RANGER	7	0.00%	542,720	99.41%
GOLDEN WEST(TALON)	7	0.00%	542,727	99.41%
'TOWER' BROWN BESS	7	0.00%	542,734	99.41%
U S ORDNANCE	7	0.00%	542,741	99.41%
VALKYRIE ARMS LTD	7	0.00%	542,748	99.41%
VULCAIN	7	0.00%	542,755	99.42%
WESSN,STEVENS,&MILLR	7	0.00%	542,762	99.42%
WINFIELD	7	0.00%	542,769	99.42%
WORLD ARMS CORP	7	0.00%	542,776	99.42%
AMER ARMS DELTA	6	0.00%	542,782	99.42%
ACCU-MATCH INTERNATL	6	0.00%	542,788	99.42%
FIGHTLITE INDUSTRIES	6	0.00%	542,794	99.42%
AMEETEC	6	0.00%	542,800	99.42%
ARMI E&F	6	0.00%	542,806	99.42%
ALLEN, ETHAN, &CO	6	0.00%	542,812	99.43%
AMERICAN SPIRIT ARMS	6	0.00%	542,818	99.43%
ALEXANDRIA PRO FAB	6	0.00%	542,824	99.43%
ALPH-PROJ SPOL SRO	6	0.00%	542,830	99.43%
ARMIGAS-COMEGA	6	0.00%	542,836	99.43%
A-SQUARE CO	6	0.00%	542,842	99.43%
ARRIZABALAGA, AZANZA	6	0.00%	542,848	99.43%
BAFORD ARMS	6	0.00%	542,854	99.43%
BERGARA EUROPE	6	0.00%	542,860	99.43%
BLASER JAGDWAFFEN	6	0.00%	542,866	99.44%
BROWN PRECISION INC	6	0.00%	542,872	99.44%
GREGORIO BOLUMBURU	6	0.00%	542,878	99.44%
BLU RDG PREC GUNWRKS	6	0.00%	542,884	99.44%
BREVETTATE IND ARMI	6	0.00%	542,890	99.44%
BATTLE ARMS DEVLPMT	6	0.00%	542,896	99.44%
CANTABRIA	6	0.00%	542,902	99.44%
CAROLINA ARMS CO.	6	0.00%	542,908	99.44%
CHARLES LANCASTER&CO	6	0.00%	542,914	99.44%
CHILDERS GUNS, LLC	6	0.00%	542,920	99.45%
CLARIDGE HI-TEC	6	0.00%	542,926	99.45%
CODY MFG.CORP.	6	0.00%	542,932	99.45%
DUO	6	0.00%	542,938	99.45%
ENCORE	6	0.00%	542,944	99.45%
EAGLE GUN CO.	6	0.00%	542,950	99.45%

EMPIRE STATE ARMS CO	6	0.00%	542,956	99.45%
EVOLUTION SPORTS	6	0.00%	542,962	99.45%
FBN	6	0.00%	542,968	99.45%
FIREARMS INTL CORP DC	6	0.00%	542,974	99.46%
F-1 FIREARMS, LLC	6	0.00%	542,980	99.46%
FRONTIER(REVOLVER)	6	0.00%	542,986	99.46%
AUGUST FRANCOTTE	6	0.00%	542,992	99.46%
GAZANAGA, ISIDRO	6	0.00%	542,998	99.46%
MADE IN GREECE	6	0.00%	543,004	99.46%
GHOST FIREARMS	6	0.00%	543,010	99.46%
GAMBA	6	0.00%	543,016	99.46%
W W GREENER	6	0.00%	543,022	99.46%
H & H ENTERPRISES	6	0.00%	543,028	99.47%
H J S INDUSTRIES	6	0.00%	543,034	99.47%
HONOR DEFENSE, LLC	6	0.00%	543,040	99.47%
HOPPES	6	0.00%	543,046	99.47%
MADE IN INDONESIA	6	0.00%	543,052	99.47%
JV PRECISION	6	0.00%	543,058	99.47%
KDF, INC	6	0.00%	543,064	99.47%
KINETIC DEVELOPMENT GROUP, LLC	6	0.00%	543,070	99.47%
LANDMANN, J. G.	6	0.00%	543,076	99.47%
LANCASTER CON ARMS	6	0.00%	543,082	99.48%
LONE WOLF R&D LLC	6	0.00%	543,088	99.48%
MERKEL	6	0.00%	543,094	99.48%
MEREILLEUX	6	0.00%	543,100	99.48%
MIDLAND	6	0.00%	543,106	99.48%
MIKKENGER ARMS	6	0.00%	543,112	99.48%
MICROTECH SMALL ARMS	6	0.00%	543,118	99.48%
MITCHELL MFG CO	6	0.00%	543,124	99.48%
NORTH FULTON ARMS	6	0.00%	543,130	99.48%
NITRO	6	0.00%	543,136	99.49%
NEW GUINEA(NOW PAPUA	6	0.00%	543,142	99.49%
NIGHTHAWK FIREARMS	6	0.00%	543,148	99.49%
O D I INC	6	0.00%	543,154	99.49%
PAGE-LEWIS	6	0.00%	543,160	99.49%
PROTECTOR	6	0.00%	543,166	99.49%
PUPPY	6	0.00%	543,172	99.49%
RHINO ARMS	6	0.00%	543,178	99.49%
RAINIER ARMS	6	0.00%	543,184	99.49%
RED JACKET	6	0.00%	543,190	99.50%
RURAL	6	0.00%	543,196	99.50%
RUSSO-CHINOIS	6	0.00%	543,202	99.50%
RWS DIANA	6	0.00%	543,208	99.50%
SUINAGA Y ARAMBERRI	6	0.00%	543,214	99.50%

SIMSON	6	0.00%	543,220	99.50%
SERNA	6	0.00%	543,226	99.50%
SHINKOSHA	6	0.00%	543,232	99.50%
STANDARD ARMS OF NEV	6	0.00%	543,238	99.50%
SOLOTHURN	6	0.00%	543,244	99.51%
STEEN,C,ARM.CO(SARCO	6	0.00%	543,250	99.51%
SARDIUS INDUSTRIES	6	0.00%	543,256	99.51%
SHARPS BROS MFG	6	0.00%	543,262	99.51%
STONER, EUGENE	6	0.00%	543,268	99.51%
SUPERIOR	6	0.00%	543,274	99.51%
SUNNGARD, HAROLD	6	0.00%	543,280	99.51%
SELECT WEAPN SYS INC	6	0.00%	543,286	99.51%
SHADOW SYSTEMS, LLC	6	0.00%	543,292	99.51%
THERMO DYNAMIC SYS.	6	0.00%	543,298	99.51%
TEMPLAR ARMAMENT LLC	6	0.00%	543,304	99.52%
TOKYO ARSENAL	6	0.00%	543,310	99.52%
AUTAUGA ARMS INC	6	0.00%	543,316	99.52%
TS	6	0.00%	543,322	99.52%
TWIN PINES	6	0.00%	543,328	99.52%
TYPHOON DEFENSE INDUSTRIES	6	0.00%	543,334	99.52%
VERNEY CARRON USA	6	0.00%	543,340	99.52%
(WAMO MFG CO)	6	0.00%	543,346	99.52%
WARRIOR PISTOLS	6	0.00%	543,352	99.52%
ZIJIANG MACHINERY COMPANY	6	0.00%	543,358	99.53%
ZVI SBROJOVKA VSETIN	6	0.00%	543,364	99.53%
ARMSAN SILAH SANAYI	5	0.00%	543,369	99.53%
ABC RIFLE COMPANY	5	0.00%	543,374	99.53%
ACTION 1920 MODEL	5	0.00%	543,379	99.53%
ADVANCE ARMAMENTS	5	0.00%	543,384	99.53%
ADDAX TACTICAL	5	0.00%	543,389	99.53%
AETNA ARMS CO.	5	0.00%	543,394	99.53%
AMERICN STND TOOL CO	5	0.00%	543,399	99.53%
ANKARA	5	0.00%	543,404	99.53%
ATC	5	0.00%	543,409	99.54%
AUSTRALIAN ARMS	5	0.00%	543,414	99.54%
BALLARD ARMS	5	0.00%	543,419	99.54%
BATTLE BORN TACTICS LLC	5	0.00%	543,424	99.54%
BUFFALO ARMS CORP.	5	0.00%	543,429	99.54%
E A BROWN MFG	5	0.00%	543,434	99.54%
BRUGGER & THOMET AG	5	0.00%	543,439	99.54%
CENTAURE	5	0.00%	543,444	99.54%
CELTA	5	0.00%	543,449	99.54%
CESAR	5	0.00%	543,454	99.54%
COMANCHE	5	0.00%	543,459	99.54%

CENTURION TACTICAL	5	0.00%	543,464	99.55%
CONTINENTAL ARMS CO	5	0.00%	543,469	99.55%
CRUCERO	5	0.00%	543,474	99.55%
DAKIN	5	0.00%	543,479	99.55%
DARLING	5	0.00%	543,484	99.55%
DETECTIVE	5	0.00%	543,489	99.55%
DIANA	5	0.00%	543,494	99.55%
HIJOS DE ECHEVARRIA	5	0.00%	543,499	99.55%
EDML ARMS	5	0.00%	543,504	99.55%
EKSEN SILAH SAN TIC	5	0.00%	543,509	99.55%
ELK RIVER TOOL & DIE	5	0.00%	543,514	99.55%
ELECTRIL CITY	5	0.00%	543,519	99.56%
EMPIRE ARMS CO.	5	0.00%	543,524	99.56%
E & R MACHINE,INC.	5	0.00%	543,529	99.56%
ENCOM AMERICA	5	0.00%	543,534	99.56%
ANTONIO ERRASTI	5	0.00%	543,539	99.56%
FAJEN MFG. CO	5	0.00%	543,544	99.56%
FACTORY MILITARY	5	0.00%	543,549	99.56%
FIDELIS ARMS	5	0.00%	543,554	99.56%
FIERCE FIREARMS	5	0.00%	543,559	99.56%
FORENADE FABRIK VRKN	5	0.00%	543,564	99.56%
FAHRZEUG JAGDWAFFEN	5	0.00%	543,569	99.56%
FAMAE/FAMAP	5	0.00%	543,574	99.57%
F PEDRETTI	5	0.00%	543,579	99.57%
GORDONEY	5	0.00%	543,584	99.57%
GENSCHOW GUSTAV E CO	5	0.00%	543,589	99.57%
GUNFIGHTER TACTICAL, LLC (GFT)	5	0.00%	543,594	99.57%
GREGORELLI & UMBERTI	5	0.00%	543,599	99.57%
HAMILTON	5	0.00%	543,604	99.57%
HWP ENTERPRISES	5	0.00%	543,609	99.57%
INGLIS JOHN	5	0.00%	543,614	99.57%
INTL ORDNANCE GROUP	5	0.00%	543,619	99.57%
MADE IN IRAN	5	0.00%	543,624	99.57%
INDUSTRIAL TECH MACH	5	0.00%	543,629	99.58%
JARMANN	5	0.00%	543,634	99.58%
JGA	5	0.00%	543,639	99.58%
KOFS LTD	5	0.00%	543,644	99.58%
LA FRANCE SPECIALTES	5	0.00%	543,649	99.58%
LEWIS, G. E.	5	0.00%	543,654	99.58%
MADSEN	5	0.00%	543,659	99.58%
MOORES MACHINE CO	5	0.00%	543,664	99.58%
MOA CORPORATION	5	0.00%	543,669	99.58%
MONETA-GUERNICA	5	0.00%	543,674	99.58%
NATMIL (BORA ARMS)	5	0.00%	543,679	99.58%

NORTH & SAVAGE	5	0.00%	543,684	99.59%
NORMA	5	0.00%	543,689	99.59%
SOTA ARMS INC	5	0.00%	543,694	99.59%
PRETORIA ARMS FCTORY	5	0.00%	543,699	99.59%
PAKISTAN ORDNANCE	5	0.00%	543,704	99.59%
PARAGA	5	0.00%	543,709	99.59%
PICKERT, FRIEDRICH	5	0.00%	543,714	99.59%
PARAGON	5	0.00%	543,719	99.59%
QUARTER CIRCLE 10	5	0.00%	543,724	99.59%
QUENTIN DEFENSE	5	0.00%	543,729	99.59%
S.A.G.M./S.A.G.E.M.	5	0.00%	543,734	99.59%
SCOUT	5	0.00%	543,739	99.60%
SIMMONS	5	0.00%	543,744	99.60%
SLLR	5	0.00%	543,749	99.60%
SMITH ENTERPRISES	5	0.00%	543,754	99.60%
STERN	5	0.00%	543,759	99.60%
STILLERS PRECISION	5	0.00%	543,764	99.60%
SALT WORKS RIFLES	5	0.00%	543,769	99.60%
MADE IN SVALBARD	5	0.00%	543,774	99.60%
SWIFT MFG CO	5	0.00%	543,779	99.60%
SWAT FIREARMS	5	0.00%	543,784	99.60%
TACTICAL ARMZ	5	0.00%	543,789	99.60%
TRAILBLAZER FIREARMS LLC	5	0.00%	543,794	99.61%
TPM ARMS	5	0.00%	543,799	99.61%
TURKS & CAICOS ISLND	5	0.00%	543,804	99.61%
TRACAOLA, ARANZABAL	5	0.00%	543,809	99.61%
TRADEWINDS	5	0.00%	543,814	99.61%
UNION ARMS/FIREARMS	5	0.00%	543,819	99.61%
IGNACIO UGARTECHEA	5	0.00%	543,824	99.61%
UNDERWOOD-ELLIOTT-FI	5	0.00%	543,829	99.61%
TOMAS DE URIZAR	5	0.00%	543,834	99.61%
U.S. ARMS&CUTLERY CO	5	0.00%	543,839	99.61%
VELOCITY FIREARMS	5	0.00%	543,844	99.61%
VALTRO	5	0.00%	543,849	99.62%
WEST COAST WEAPON WORKS, LLC	5	0.00%	543,854	99.62%
WEHER	5	0.00%	543,859	99.62%
WESSON & HARRINGTON	5	0.00%	543,864	99.62%
WESCO ORDNANCE	5	0.00%	543,869	99.62%
WORTHINGTON ARMS CO.	5	0.00%	543,874	99.62%
ZAK ARMORY	5	0.00%	543,879	99.62%
FARA,ZOLI,GIUSEPPE	5	0.00%	543,884	99.62%
ACIER COMPRIME	4	0.00%	543,888	99.62%
MADE IN ANDORRA	4	0.00%	543,892	99.62%
ADCOR INDUSTRIES INC	4	0.00%	543,896	99.62%

AMRCN FRNTR FIREARMS	4	0.00%	543,900	99.63%
ARMITAGE INT	4	0.00%	543,904	99.63%
ALDAZABAL	4	0.00%	543,908	99.63%
ZOLI, ANGELO,& FIGLI	4	0.00%	543,912	99.63%
AO PRECISION MFG	4	0.00%	543,916	99.63%
ARGLER	4	0.00%	543,920	99.63%
ARAMBERRI,VICTR&SONS	4	0.00%	543,924	99.63%
AR15 COM	4	0.00%	543,928	99.63%
ADVNC D SMLL ARMS IND	4	0.00%	543,932	99.63%
A W C SYSTMS TCHNLGY	4	0.00%	543,936	99.63%
BACN(MFG.OR ARMS CO)	4	0.00%	543,940	99.63%
BAILEY,THOMAS	4	0.00%	543,944	99.63%
BROWNELLS INC	4	0.00%	543,948	99.63%
BAHRAIN/BAHREIN MADE	4	0.00%	543,952	99.63%
BERGARA USA (BP FIREARMS CO)	4	0.00%	543,956	99.64%
BUYUK HUGLU	4	0.00%	543,960	99.64%
BAUSKA ARMS	4	0.00%	543,964	99.64%
BENETTI, ANDREA	4	0.00%	543,968	99.64%
BONANZA	4	0.00%	543,972	99.64%
BOHICA	4	0.00%	543,976	99.64%
BRIXIA(MILITARY MODL	4	0.00%	543,980	99.64%
BELMONT FIREARMS	4	0.00%	543,984	99.64%
CATCO	4	0.00%	543,988	99.64%
COHARIE ARMS	4	0.00%	543,992	99.64%
CAESAR GUERINI	4	0.00%	543,996	99.64%
CHANTECLER	4	0.00%	544,000	99.64%
CHAN CHAN	4	0.00%	544,004	99.64%
CHICAGO ARMS CO.	4	0.00%	544,008	99.65%
CLEMENT	4	0.00%	544,012	99.65%
COLONIAL	4	0.00%	544,016	99.65%
DOUBLE DIAMOND	4	0.00%	544,020	99.65%
DESTRUCTIVE DEVICES INDUSTRIES	4	0.00%	544,024	99.65%
DOUBLETAP DEFENSE LLC	4	0.00%	544,028	99.65%
DUCO	4	0.00%	544,032	99.65%
EASTERN	4	0.00%	544,036	99.65%
EXPRESS	4	0.00%	544,040	99.65%
FALKLAND ISLANDS	4	0.00%	544,044	99.65%
ARMIFABRI	4	0.00%	544,048	99.65%
FINNISH LION/JR	4	0.00%	544,052	99.65%
FLORIDA	4	0.00%	544,056	99.65%
H&D FOLSOM ARMS CO	4	0.00%	544,060	99.65%
GABBETT-FAIRFAX	4	0.00%	544,064	99.66%
GARRUCHA	4	0.00%	544,068	99.66%
GIUESEPPE GITTI	4	0.00%	544,072	99.66%

GREY GHOST PRECISION, LLC	4	0.00%	544,076	99.66%
GENE SIMILLION CUST	4	0.00%	544,080	99.66%
HENRY, J. J., & SON	4	0.00%	544,084	99.66%
INDIAN SALES	4	0.00%	544,088	99.66%
JACKSON HOLE ARMS CO	4	0.00%	544,092	99.66%
J K MUSTANG, INC	4	0.00%	544,096	99.66%
MONTGOMERY, J. C.	4	0.00%	544,100	99.66%
KAHOUT & SPOL	4	0.00%	544,104	99.66%
KAWAGUCHIYA	4	0.00%	544,108	99.66%
MADE IN CROATIA	4	0.00%	544,112	99.66%
KNICKERBOCKER	4	0.00%	544,116	99.66%
LANDOR ARMS CORPORATION	4	0.00%	544,120	99.67%
LEBEL	4	0.00%	544,124	99.67%
LINCOLN	4	0.00%	544,128	99.67%
LONGINES	4	0.00%	544,132	99.67%
MFG. D'ARMES A FEU	4	0.00%	544,136	99.67%
MANTON, J., & CO.	4	0.00%	544,140	99.67%
MENTA AUGUST MENZ	4	0.00%	544,144	99.67%
MK SPECIALITIES	4	0.00%	544,148	99.67%
M & M INDUSTRIES	4	0.00%	544,152	99.67%
MALAGASY REPUBLIC	4	0.00%	544,156	99.67%
MAROCCINI	4	0.00%	544,160	99.67%
PEABODY-MARTINI	4	0.00%	544,164	99.67%
MANHATTAN POCK REV	4	0.00%	544,168	99.67%
MUSTANG MARSHALS SER	4	0.00%	544,172	99.68%
ORDNANCE TECHNOLOGY	4	0.00%	544,176	99.68%
PACIFIC INTRNTNL MFG	4	0.00%	544,180	99.68%
POS (PRIDE OF SPAIN)	4	0.00%	544,184	99.68%
PARDINI	4	0.00%	544,188	99.68%
PERFECTA	4	0.00%	544,192	99.68%
MADE IN PORTUGAL	4	0.00%	544,196	99.68%
PATRIOT DEFENSE ARMS	4	0.00%	544,200	99.68%
RAST & GASSER	4	0.00%	544,204	99.68%
REID, JAMES	4	0.00%	544,208	99.68%
R FAMAGE	4	0.00%	544,212	99.68%
ROHRBAUGH FIREARMS	4	0.00%	544,216	99.68%
RIO	4	0.00%	544,220	99.68%
ROCKY MOUNTAIN ARMS	4	0.00%	544,224	99.68%
ROGERS & SPENCER	4	0.00%	544,228	99.69%
REMSPORT MFG	4	0.00%	544,232	99.69%
R & R ENTERPRISES	4	0.00%	544,236	99.69%
ROTH-STEYR	4	0.00%	544,240	99.69%
RMW EXTREME	4	0.00%	544,244	99.69%
SOFINOCON ENTERPRISE	4	0.00%	544,248	99.69%

SHADOW/SHADOW INDY	4	0.00%	544,252	99.69%
S H ARMS OF OKLAHOMA	4	0.00%	544,256	99.69%
SHARPS RIFLE CO	4	0.00%	544,260	99.69%
SIVISPACEM	4	0.00%	544,264	99.69%
SMIMURA	4	0.00%	544,268	99.69%
SANTA BARBARA	4	0.00%	544,272	99.69%
SHADOW OPS WEAPONRY	4	0.00%	544,276	99.69%
SPECIAL SERVICE	4	0.00%	544,280	99.69%
SITES	4	0.00%	544,284	99.70%
S GRANT & JOS LAND	4	0.00%	544,288	99.70%
STERN	4	0.00%	544,292	99.70%
MADE IN SUDAN	4	0.00%	544,296	99.70%
STERLINGWORTH II	4	0.00%	544,300	99.70%
SACTO BLACK RIFLE	4	0.00%	544,304	99.70%
TECHNO ARMS	4	0.00%	544,308	99.70%
TOBIN ARMS MFG. CO.	4	0.00%	544,312	99.70%
TRAPS BEST	4	0.00%	544,316	99.70%
TREJO	4	0.00%	544,320	99.70%
TAC 2	4	0.00%	544,324	99.70%
U.A.E.(UN.ARM.EIBAR)	4	0.00%	544,328	99.70%
UNIS	4	0.00%	544,332	99.70%
VANDALIS	4	0.00%	544,336	99.71%
VERGO	4	0.00%	544,340	99.71%
VURSAN	4	0.00%	544,344	99.71%
L. J. WARNANT	4	0.00%	544,348	99.71%
WAFFEN WERKS	4	0.00%	544,352	99.71%
WINSLOW ARMS CO.	4	0.00%	544,356	99.71%
WILDEY FIREARMS	4	0.00%	544,360	99.71%
WALKER	4	0.00%	544,364	99.71%
MADE IN WEST INDIES	4	0.00%	544,368	99.71%
ASCENCIO ZABALA	4	0.00%	544,372	99.71%
ZULAICA Y CIA	4	0.00%	544,376	99.71%
A. B. DISTRIBUTORS	3	0.00%	544,379	99.71%
ACHA HERMANOS	3	0.00%	544,382	99.71%
ANDRO CORP INDUSTRIES	3	0.00%	544,385	99.71%
AMRO ESPCLSTS RUNDAS	3	0.00%	544,388	99.71%
AGAWAM ARMS	3	0.00%	544,391	99.72%
HENRY AIKEN	3	0.00%	544,394	99.72%
ALXNDR JMS ORDNANCE	3	0.00%	544,397	99.72%
ALLEN & WHELOCK	3	0.00%	544,400	99.72%
AMMO BROS	3	0.00%	544,403	99.72%
MARTIN AMUATEGUI	3	0.00%	544,406	99.72%
ARRIOLA	3	0.00%	544,409	99.72%
HIJOS DE ARRIZABALAG	3	0.00%	544,412	99.72%

ASA FIREARMS	3	0.00%	544,415	99.72%
AUTO FRANCAISE	3	0.00%	544,418	99.72%
BA	3	0.00%	544,421	99.72%
BARRENCHA&GALLESTGUE	3	0.00%	544,424	99.72%
BALDWIN CO.	3	0.00%	544,427	99.72%
BOSTON BULL DOG	3	0.00%	544,430	99.72%
THEODORE BERGMANN	3	0.00%	544,433	99.72%
BERENT STEEL CO.	3	0.00%	544,436	99.72%
BARTLETT ENTERPRISES	3	0.00%	544,439	99.72%
BMG, LLC	3	0.00%	544,442	99.72%
BOJHO	3	0.00%	544,445	99.73%
BOWERS	3	0.00%	544,448	99.73%
BUFFALO ARMS CORP	3	0.00%	544,451	99.73%
BUTTERFIELD,JESSE S.	3	0.00%	544,454	99.73%
CA-SI	3	0.00%	544,457	99.73%
CHERRYS FINE GUNS	3	0.00%	544,460	99.73%
CHONGQING JIANSHE IND GROUP CO	3	0.00%	544,463	99.73%
CHEROKEE ARMS CO.	3	0.00%	544,466	99.73%
CHEYENNE	3	0.00%	544,469	99.73%
CLAIR	3	0.00%	544,472	99.73%
COONAN, INC	3	0.00%	544,475	99.73%
COLIAT	3	0.00%	544,478	99.73%
BRUNO CASTELLANI	3	0.00%	544,481	99.73%
CROSS MACHINE TOOL CO	3	0.00%	544,484	99.73%
CARLO CASSARTELLI	3	0.00%	544,487	99.73%
DEFENDER	3	0.00%	544,490	99.73%
D. M. W.	3	0.00%	544,493	99.73%
DANE ARMORY, LLC	3	0.00%	544,496	99.73%
DOUGLAS	3	0.00%	544,499	99.73%
DREADNOUGHT	3	0.00%	544,502	99.74%
DESERT TECH LLC	3	0.00%	544,505	99.74%
EULOGIO ARROSTEGUI	3	0.00%	544,508	99.74%
ECLIPSE	3	0.00%	544,511	99.74%
ELITE ARM AMMUNITION	3	0.00%	544,514	99.74%
ELLIOTT	3	0.00%	544,517	99.74%
E R MAPLE CO	3	0.00%	544,520	99.74%
EXTRACTEUR	3	0.00%	544,523	99.74%
FRASER ARMS CO	3	0.00%	544,526	99.74%
FABRICA ARMI SARREZO	3	0.00%	544,529	99.74%
FEDARM (FEDERAL ARMAMENT) LLC	3	0.00%	544,532	99.74%
FEINWERK BAU	3	0.00%	544,535	99.74%
FIDJELAND	3	0.00%	544,538	99.74%
FLEMING FIREARMS	3	0.00%	544,541	99.74%

FOSTER INDUSTRIES	3	0.00%	544,544	99.74%
FOSTER HARDWARE CO.	3	0.00%	544,547	99.74%
FRANCISCO SARRUIGART	3	0.00%	544,550	99.74%
GEMTECH	3	0.00%	544,553	99.74%
GEVARM, S. A.	3	0.00%	544,556	99.75%
GENERAL FIREARMS CO	3	0.00%	544,559	99.75%
GKC ARMORY	3	0.00%	544,562	99.75%
GREAT AMERICAN	3	0.00%	544,565	99.75%
GUNSMOKE ENT	3	0.00%	544,568	99.75%
GUSTLOFF	3	0.00%	544,571	99.75%
GUNWERKS LLC	3	0.00%	544,574	99.75%
HARISON,FRANK,ARM CO	3	0.00%	544,577	99.75%
HEYM	3	0.00%	544,580	99.75%
HOLT, SAM	3	0.00%	544,583	99.75%
HARTFORD ARMORY	3	0.00%	544,586	99.75%
MADE IN HAITI	3	0.00%	544,589	99.75%
HV (AUTO PISTOL)	3	0.00%	544,592	99.75%
IBARGUN	3	0.00%	544,595	99.75%
IBARAKI FIREARMS	3	0.00%	544,598	99.75%
INTERNATNL DISTRIB	3	0.00%	544,601	99.75%
ILJA	3	0.00%	544,604	99.75%
IRON RIDGE ARMS	3	0.00%	544,607	99.75%
ITALO	3	0.00%	544,610	99.76%
J&J ARMORY	3	0.00%	544,613	99.76%
JAMES RIVER ARMORY	3	0.00%	544,616	99.76%
KANSAS CITY ARMS	3	0.00%	544,619	99.76%
KERRCO	3	0.00%	544,622	99.76%
KESSLER ARMS CORP.	3	0.00%	544,625	99.76%
KNIGHT & HALE	3	0.00%	544,628	99.76%
KOLB, H M	3	0.00%	544,631	99.76%
KRINKS	3	0.00%	544,634	99.76%
KARRIS GUNS	3	0.00%	544,637	99.76%
KAUFMANN TACTICAL	3	0.00%	544,640	99.76%
LIGNOSE	3	0.00%	544,643	99.76%
LIGHTNING (PISTOL)	3	0.00%	544,646	99.76%
LJUTIC IND., INC.	3	0.00%	544,649	99.76%
LANCER SYSTEMS LP ALLENTOWN	3	0.00%	544,652	99.76%
LEECH & RIGDON	3	0.00%	544,655	99.76%
LONE STAR RIFLE CO.	3	0.00%	544,658	99.76%
LUCHSGEWEHRFABRIK	3	0.00%	544,661	99.76%
MANUFRANCE	3	0.00%	544,664	99.77%
MALTBY & HENLEY	3	0.00%	544,667	99.77%
M.B.A./MB ASSOCIATES	3	0.00%	544,670	99.77%
MARS (PISTOLS)	3	0.00%	544,673	99.77%

MANCHESTER ARMS	3	0.00%	544,676	99.77%
MANDALL	3	0.00%	544,679	99.77%
MEACHAM, E.C., ARMS	3	0.00%	544,682	99.77%
M K BALLISTIC SYSTMS	3	0.00%	544,685	99.77%
MOHAWK ARMORY	3	0.00%	544,688	99.77%
MMC ARMORY	3	0.00%	544,691	99.77%
MINNESOTA ARMS CO.	3	0.00%	544,694	99.77%
MARKS	3	0.00%	544,697	99.77%
MODESTO SANTOS (MS)	3	0.00%	544,700	99.77%
MASIERI	3	0.00%	544,703	99.77%
MTS	3	0.00%	544,706	99.77%
MUELLER	3	0.00%	544,709	99.77%
MAYER & RIEM	3	0.00%	544,712	99.77%
NEWMAN BROTHERS	3	0.00%	544,715	99.77%
PARKERHURST, WILLIAM	3	0.00%	544,718	99.78%
QUAN-DOI CAO-DAI	3	0.00%	544,721	99.78%
RAN	3	0.00%	544,724	99.78%
ROBAR CO INC	3	0.00%	544,727	99.78%
RECORD MATCH PISTOLS	3	0.00%	544,730	99.78%
REILLY, E. M., & CO.	3	0.00%	544,733	99.78%
REH IND	3	0.00%	544,736	99.78%
RIGAUD	3	0.00%	544,739	99.78%
JOHN RIGBY & CO	3	0.00%	544,742	99.78%
R J BRAVERMAN	3	0.00%	544,745	99.78%
RED JACKET FIREARMS	3	0.00%	544,748	99.78%
REMO	3	0.00%	544,751	99.78%
ROTH FROMMER	3	0.00%	544,754	99.78%
ROCK PISTOL MFG	3	0.00%	544,757	99.78%
ROUTLEDGE MFG. CO.	3	0.00%	544,760	99.78%
RAPTOR ARMS CO, LLC	3	0.00%	544,763	99.78%
SLR RIFLEWORKS LLC FLORIDA	3	0.00%	544,766	99.78%
RASHEED RASHID	3	0.00%	544,769	99.78%
RYAN PISTOL MFG. CO.	3	0.00%	544,772	99.78%
SHINBISHA	3	0.00%	544,775	99.79%
SCOTT ARMS CO.	3	0.00%	544,778	99.79%
STATE OF READINESS ARMS, LLC	3	0.00%	544,781	99.79%
STANS GUNSMTHING SER	3	0.00%	544,784	99.79%
SIRKIS INDUSTRIES	3	0.00%	544,787	99.79%
SHIKI(COPY MAUSER MP	3	0.00%	544,790	99.79%
SALIENT ARMS INTERNATIONAL	3	0.00%	544,793	99.79%
SAEILO MFG IND	3	0.00%	544,796	99.79%
SIMPLEX	3	0.00%	544,799	99.79%
S. PAULO	3	0.00%	544,802	99.79%
SPENCER RIFLE CO	3	0.00%	544,805	99.79%

SPITFIRE MFG. CO.	3	0.00%	544,808	99.79%
STEWART	3	0.00%	544,811	99.79%
STANLEY ARMS CO.	3	0.00%	544,814	99.79%
SUPER DESTROYER	3	0.00%	544,817	99.79%
SWORD INTERNATIONAL	3	0.00%	544,820	99.79%
TRITON ARMS LLC	3	0.00%	544,823	99.79%
TEXAS ARMORY	3	0.00%	544,826	99.79%
'TOWER'BRWN BESS RPL	3	0.00%	544,829	99.80%
T. D. E.	3	0.00%	544,832	99.80%
MADE IN THAILAND	3	0.00%	544,835	99.80%
TRI-C-CORP	3	0.00%	544,838	99.80%
TEXAS LONGHORN ARMS	3	0.00%	544,841	99.80%
TRC	3	0.00%	544,844	99.80%
TRADE	3	0.00%	544,847	99.80%
TAYLORS & CO, INC	3	0.00%	544,850	99.80%
ULTRA LIGHT ARMS	3	0.00%	544,853	99.80%
UNCLE SAM	3	0.00%	544,856	99.80%
ULTR SPRTWFFN GMBH	3	0.00%	544,859	99.80%
UTICA	3	0.00%	544,862	99.80%
VALIANT	3	0.00%	544,865	99.80%
VC DEFENSE	3	0.00%	544,868	99.80%
VLTOR WEAPONS SYS	3	0.00%	544,871	99.80%
WAUTAUGA	3	0.00%	544,874	99.80%
WARD BURTON	3	0.00%	544,877	99.80%
WAFFEN FRANCONIA	3	0.00%	544,880	99.80%
WHIPPET	3	0.00%	544,883	99.81%
WMD GUNS, LLC	3	0.00%	544,886	99.81%
WAFFEN-TECHNIK	3	0.00%	544,889	99.81%
WHITWORTH RIFLE CO.	3	0.00%	544,892	99.81%
WHITNEY, E.	3	0.00%	544,895	99.81%
WIENER WAFFENFABRIK	3	0.00%	544,898	99.81%
X TREME MACHINING	3	0.00%	544,901	99.81%
ZAYRE	3	0.00%	544,904	99.81%
ZEPHYR	3	0.00%	544,907	99.81%
CANARY ISLANDS	3	0.00%	544,910	99.81%
ABESSER & MEREL	2	0.00%	544,912	99.81%
ASCEND ARMORY	2	0.00%	544,914	99.81%
ARRIZABALAGA CALIXTO	2	0.00%	544,916	99.81%
ARMERIA EL CAZADOR	2	0.00%	544,918	99.81%
ARMELEGANT FIREARMS INDUSTRY	2	0.00%	544,920	99.81%
ARDEL ENG & MFG, INC	2	0.00%	544,922	99.81%
ANGSTADT ARMS, LLC	2	0.00%	544,924	99.81%
APPLIED KINETICS LLC	2	0.00%	544,926	99.81%
ALBRECHT KIND	2	0.00%	544,928	99.81%

AMERICAN CRAFTSMEN	2	0.00%	544,930	99.81%
AMERICAN S & W	2	0.00%	544,932	99.81%
APACHE	2	0.00%	544,934	99.81%
ARISTOCRAT	2	0.00%	544,936	99.82%
ASI GUNS	2	0.00%	544,938	99.82%
AUSTEN	2	0.00%	544,940	99.82%
ARMS TECHNOLOGY	2	0.00%	544,942	99.82%
AWI	2	0.00%	544,944	99.82%
BARNHART ENTERPRISES	2	0.00%	544,946	99.82%
BECKER	2	0.00%	544,948	99.82%
BEAUMONT-VITALI	2	0.00%	544,950	99.82%
BONNELL FIREARM CO	2	0.00%	544,952	99.82%
BLACK FORGE, LLC	2	0.00%	544,954	99.82%
BALLARD, C.H.	2	0.00%	544,956	99.82%
BLACKHEART INTERNTL	2	0.00%	544,958	99.82%
BALLISTIC ADVANTAGE	2	0.00%	544,960	99.82%
BM	2	0.00%	544,962	99.82%
BAT MACHINE CO INC	2	0.00%	544,964	99.82%
BURNSIDES	2	0.00%	544,966	99.82%
BOBCAT WEAPONS, INC	2	0.00%	544,968	99.82%
BOONE,DANIEL	2	0.00%	544,970	99.82%
BORCHARDT, HUGO	2	0.00%	544,972	99.82%
BOLTUN	2	0.00%	544,974	99.82%
BLLRD RFL CRTRDG,LLC	2	0.00%	544,976	99.82%
BENET ARMS	2	0.00%	544,978	99.82%
BURGESS	2	0.00%	544,980	99.82%
BUSSU	2	0.00%	544,982	99.82%
BOWERS INDUSTRIES	2	0.00%	544,984	99.82%
BATTISTA RIZZINI	2	0.00%	544,986	99.82%
COBALT KINETICS	2	0.00%	544,988	99.82%
COMPETITOR CORP INC	2	0.00%	544,990	99.82%
CLASSIC DOUBLES	2	0.00%	544,992	99.83%
CEPHYR	2	0.00%	544,994	99.83%
CHICAGO DERRINGER CO	2	0.00%	544,996	99.83%
CNTRL KENTUCKY ARMS	2	0.00%	544,998	99.83%
CLEMENT-NEUMANN	2	0.00%	545,000	99.83%
CUNO MELCHER	2	0.00%	545,002	99.83%
COCKERILL	2	0.00%	545,004	99.83%
CONSTABLER	2	0.00%	545,006	99.83%
COW BOY	2	0.00%	545,008	99.83%
COW BOY RANGER	2	0.00%	545,010	99.83%
CHAPARRAL ARMS	2	0.00%	545,012	99.83%
COMPONENT METAL PROD	2	0.00%	545,014	99.83%
CRIOLLA	2	0.00%	545,016	99.83%

CRESTWOOD ARMS	2	0.00%	545,018	99.83%
CRAFT PRODUCTS CO	2	0.00%	545,020	99.83%
CRUSADER ARMS CO	2	0.00%	545,022	99.83%
CROSSFIRE LLC	2	0.00%	545,024	99.83%
COASTAL GUN	2	0.00%	545,026	99.83%
CONN SHOTGUN MFG CO	2	0.00%	545,028	99.83%
CROSSFIRE	2	0.00%	545,030	99.83%
COMBAT SHOOTERS	2	0.00%	545,032	99.83%
CHESTERFELD ARMAMENT	2	0.00%	545,034	99.83%
DUBIEL ARMS CO	2	0.00%	545,036	99.83%
DEFIANCE MFG.INC.	2	0.00%	545,038	99.83%
DEMON	2	0.00%	545,040	99.83%
DETROIT GUN WORKS	2	0.00%	545,042	99.83%
DESERT INDUSTRIES INC	2	0.00%	545,044	99.83%
MADE IN DENMARK	2	0.00%	545,046	99.84%
DAKOTA TACTICAL	2	0.00%	545,048	99.84%
DLASK ARMS CORP	2	0.00%	545,050	99.84%
D-MAX INDUSTRIES	2	0.00%	545,052	99.84%
DORMAN	2	0.00%	545,054	99.84%
DARRA	2	0.00%	545,056	99.84%
DESERT TACTICAL ARMS	2	0.00%	545,058	99.84%
DSCHULLNIGG	2	0.00%	545,060	99.84%
DETONICS USA	2	0.00%	545,062	99.84%
DIAWA	2	0.00%	545,064	99.84%
DYNAMITE NOBEL	2	0.00%	545,066	99.84%
EARTHQUAKE	2	0.00%	545,068	99.84%
EFFEBI SNC, INC.	2	0.00%	545,070	99.84%
EGE SILAH	2	0.00%	545,072	99.84%
ENTERPRISE GUN WORKS	2	0.00%	545,074	99.84%
EQUATORIAL GUINEA	2	0.00%	545,076	99.84%
EMDEKO INTERNATIONAL	2	0.00%	545,078	99.84%
EUROSTAHL	2	0.00%	545,080	99.84%
EUSKARO	2	0.00%	545,082	99.84%
EXPERT RIFLE	2	0.00%	545,084	99.84%
80 PERCENT ARMS	2	0.00%	545,086	99.84%
FED ENGINEERING CORP	2	0.00%	545,088	99.84%
FOUNDING FATHERS ARMORY	2	0.00%	545,090	99.84%
FAXON FIREARMS LLC	2	0.00%	545,092	99.84%
FIAT	2	0.00%	545,094	99.84%
FLAIG'S	2	0.00%	545,096	99.84%
FELK INDUSTRIES	2	0.00%	545,098	99.84%
FLAWLESS FIREARMS, LLC	2	0.00%	545,100	99.85%
FM PRODUCTS INC (FOXTROT MIKE)	2	0.00%	545,102	99.85%
FIRE POWER INC	2	0.00%	545,104	99.85%

FRONTIER BULLDOG	2	0.00%	545,106	99.85%
F.A.I.R.	2	0.00%	545,108	99.85%
FULLERTON	2	0.00%	545,110	99.85%
FUSION FIREARMS	2	0.00%	545,112	99.85%
GEORGIA	2	0.00%	545,114	99.85%
GENRUS ENGINEER SPEC	2	0.00%	545,116	99.85%
GRIFFIN ARMAMENT	2	0.00%	545,118	99.85%
GEHA	2	0.00%	545,120	99.85%
GIACOSA	2	0.00%	545,122	99.85%
GRULLA ARAMAS	2	0.00%	545,124	99.85%
GUNS AMMO AND ACCESSORIES INC	2	0.00%	545,126	99.85%
GONCZ	2	0.00%	545,128	99.85%
PEDRO GOROSABEL	2	0.00%	545,130	99.85%
GARY REEDERS CUSTOM	2	0.00%	545,132	99.85%
GAUCHR ARMES S A INC	2	0.00%	545,134	99.85%
GUN WORKS LTD	2	0.00%	545,136	99.85%
GARAYSAR, INC	2	0.00%	545,138	99.85%
HABICHT	2	0.00%	545,140	99.85%
HELLENIC ARMS IND	2	0.00%	545,142	99.85%
HAUT RHIN	2	0.00%	545,144	99.85%
HDH	2	0.00%	545,146	99.85%
HERCULES GAS MUNITIO	2	0.00%	545,148	99.85%
HEADHUNTERS FIREARMS	2	0.00%	545,150	99.85%
HARRISON & HUSSEY	2	0.00%	545,152	99.85%
H & N MINICRAFT	2	0.00%	545,154	99.85%
HANOVER ARMS	2	0.00%	545,156	99.86%
HORNET	2	0.00%	545,158	99.86%
HARDENED ARMS	2	0.00%	545,160	99.86%
INT ANTIQUE REP INC	2	0.00%	545,162	99.86%
INVICTA	2	0.00%	545,164	99.86%
JIEFFECO	2	0.00%	545,166	99.86%
J-K IMPORTS	2	0.00%	545,168	99.86%
JPS MFG, LLC	2	0.00%	545,170	99.86%
WOLFPACK ARMORY JW MFG	2	0.00%	545,172	99.86%
KHALAN WEAPONRY	2	0.00%	545,174	99.86%
KEBLER	2	0.00%	545,176	99.86%
KJOBENHAUNS TOIHUUS	2	0.00%	545,178	99.86%
RWC GROUP LLC (KLASHNIKOV USA)	2	0.00%	545,180	99.86%
KELBLYS INC	2	0.00%	545,182	99.86%
MADE IN NORTH KOREA	2	0.00%	545,184	99.86%
KOHNKE GUN WORKS	2	0.00%	545,186	99.86%
KOKURA	2	0.00%	545,188	99.86%
KORTH	2	0.00%	545,190	99.86%
KRAG	2	0.00%	545,192	99.86%

KAZAKHSTAN	2	0.00%	545,194	99.86%
KTG FIREARMS	2	0.00%	545,196	99.86%
KRAUSSER, A.	2	0.00%	545,198	99.86%
LAU, J.H., & CO.	2	0.00%	545,200	99.86%
LACHA	2	0.00%	545,202	99.86%
HUSQVARNA	2	0.00%	545,204	99.86%
HARRY LAWSON CO	2	0.00%	545,206	99.86%
LOB	2	0.00%	545,208	99.86%
LA CLEDE GUN CO	2	0.00%	545,210	99.87%
LEDESMA ARMS	2	0.00%	545,212	99.87%
LEADER DYNAMIS	2	0.00%	545,214	99.87%
MADE IN LESOTHO	2	0.00%	545,216	99.87%
LEFAUCHEUX	2	0.00%	545,218	99.87%
LE PAGE	2	0.00%	545,220	99.87%
LEPCO	2	0.00%	545,222	99.87%
LEWES/LEWIS	2	0.00%	545,224	99.87%
LEGION FIREARMS LLC	2	0.00%	545,226	99.87%
LIONHEART INDUSTRIES LLC	2	0.00%	545,228	99.87%
LA IND GUIPUZCOANA	2	0.00%	545,230	99.87%
LARRANAGA, MIGUEL	2	0.00%	545,232	99.87%
NEW LONG RNGE.WINNER	2	0.00%	545,234	99.87%
LONE STAR ARMAMENT	2	0.00%	545,236	99.87%
LUX	2	0.00%	545,238	99.87%
LINYI JUNXING CHEETAH	2	0.00%	545,240	99.87%
M. A. T.	2	0.00%	545,242	99.87%
M. A. C.	2	0.00%	545,244	99.87%
MALTBY, CORLISS & CO	2	0.00%	545,246	99.87%
MACHINE CRAFTERS INC	2	0.00%	545,248	99.87%
MAADI GRIFFIN	2	0.00%	545,250	99.87%
JOHN MEUNIER GUN CO	2	0.00%	545,252	99.87%
M GROUP INTL	2	0.00%	545,254	99.87%
M. L.	2	0.00%	545,256	99.87%
FRITZ MANN(MANN WERK	2	0.00%	545,258	99.87%
MT. VERNON ARMS CO.	2	0.00%	545,260	99.87%
MOWERY GUN WORKS	2	0.00%	545,262	99.87%
ALEX MARTIN, LTD	2	0.00%	545,264	99.88%
MERRILL, J.H., & CO.	2	0.00%	545,266	99.88%
MARIXA	2	0.00%	545,268	99.88%
MSA	2	0.00%	545,270	99.88%
MONTANA RIFLE CO	2	0.00%	545,272	99.88%
NEUMANN	2	0.00%	545,274	99.88%
NEWTON ARMS CO.	2	0.00%	545,276	99.88%
NEMESIS ARMS, INC	2	0.00%	545,278	99.88%
NOT NAC MFG. CO.	2	0.00%	545,280	99.88%

NATIONAL MILITARY ARMAMENT LLC	2	0.00%	545,282	99.88%
MADE IN NORWAY	2	0.00%	545,284	99.88%
NEXT LEVEL ARMAMENT-MFGING	2	0.00%	545,286	99.88%
OMEGA (RIFLES)	2	0.00%	545,288	99.88%
OMEGA DEFENSIVE IND	2	0.00%	545,290	99.88%
OHIO ORDNANCE	2	0.00%	545,292	99.88%
ORDINANZA	2	0.00%	545,294	99.88%
MODELE D'ORDONNANCE	2	0.00%	545,296	99.88%
PARAGON	2	0.00%	545,298	99.88%
PALMER CHEM. & EQUIP	2	0.00%	545,300	99.88%
PRECISION LIEGEOISE	2	0.00%	545,302	99.88%
PASADENA FIREARMS	2	0.00%	545,304	99.88%
PNEU-DART, INC.	2	0.00%	545,306	99.88%
ALONZO D.PERRY	2	0.00%	545,308	99.88%
PLYMOUTH	2	0.00%	545,310	99.88%
PISTOLE M.37 OR M.29	2	0.00%	545,312	99.88%
PENN ARMS	2	0.00%	545,314	99.88%
POMPEYA	2	0.00%	545,316	99.88%
E. A. PRESCOTT	2	0.00%	545,318	99.88%
PETER STAHL	2	0.00%	545,320	99.89%
MADE IN PERU	2	0.00%	545,322	99.89%
RAPID FIRE	2	0.00%	545,324	99.89%
ROBERTS FIREARM MFG	2	0.00%	545,326	99.89%
RHINELAND ARMS	2	0.00%	545,328	99.89%
RIFLE SUPPLY	2	0.00%	545,330	99.89%
SOC REP OF VIETNAM	2	0.00%	545,332	99.89%
ST. HUBERT	2	0.00%	545,334	99.89%
MADE IN SAUDI ARABIA	2	0.00%	545,336	99.89%
SABER TACTICAL	2	0.00%	545,338	99.89%
SCHULTZ/LARSEN	2	0.00%	545,340	99.89%
SUCESOR DE E GUIASAS.	2	0.00%	545,342	99.89%
SEMMERLING CORP.	2	0.00%	545,344	99.89%
SAFIR ARMS CO	2	0.00%	545,346	99.89%
STATE ARMS GUN CO	2	0.00%	545,348	99.89%
SHARPS-BORCHARDT	2	0.00%	545,350	99.89%
SHEFFIELD	2	0.00%	545,352	99.89%
SIONICS WEAPONS SYS	2	0.00%	545,354	99.89%
SOROKA RIFLE CO	2	0.00%	545,356	99.89%
OTIS A. SMITH	2	0.00%	545,358	99.89%
JOHN M.SMYTH MDS CO	2	0.00%	545,360	99.89%
STANLEY	2	0.00%	545,362	99.89%
SAN TAN TACTICAL	2	0.00%	545,364	99.89%
SOCIETE D'ARMES	2	0.00%	545,366	99.89%

SPORTCO	2	0.00%	545,368	99.89%
SAMSON MFG CORP	2	0.00%	545,370	99.89%
SCHMEISSER & SIMPSON	2	0.00%	545,372	99.89%
SSK INDUSTRIES	2	0.00%	545,374	99.90%
SONS OF LIBERTY GUN WORKS	2	0.00%	545,376	99.90%
STOCKING, ALXNDR & CO	2	0.00%	545,378	99.90%
SUDAREV	2	0.00%	545,380	99.90%
SUOMI	2	0.00%	545,382	99.90%
SOUTHEASTERN WEAPON	2	0.00%	545,384	99.90%
TACTICAL CUSTOMS	2	0.00%	545,386	99.90%
THUREON DEFENSE LLC	2	0.00%	545,388	99.90%
TORTORT MANUFACTURING	2	0.00%	545,390	99.90%
TERRITORIAL GUNSMITH	2	0.00%	545,392	99.90%
TRIOMPHE	2	0.00%	545,394	99.90%
2A ARMAMENT, LLC	2	0.00%	545,396	99.90%
TACTICAL WEAPONS SOL	2	0.00%	545,398	99.90%
TYROL (RIFLES)	2	0.00%	545,400	99.90%
U. C.	2	0.00%	545,402	99.90%
US FIREARMS ACDMY (RENO GUNS)	2	0.00%	545,404	99.90%
UMBRELLA CORPORATION	2	0.00%	545,406	99.90%
UNION	2	0.00%	545,408	99.90%
UPLANDER	2	0.00%	545,410	99.90%
VELOCITY, LLC	2	0.00%	545,412	99.90%
VELOBROM	2	0.00%	545,414	99.90%
WALCH FIREARMS CO.	2	0.00%	545,416	99.90%
JAMES WARNER ARMS CO	2	0.00%	545,418	99.90%
WARREN ARMS CORP.	2	0.00%	545,420	99.90%
WEI DONG MFG	2	0.00%	545,422	99.90%
WESSON, FRANK	2	0.00%	545,424	99.90%
WESTERN VALLEY ARMS	2	0.00%	545,426	99.90%
WILKAR PRODUCTS, INC	2	0.00%	545,428	99.91%
WINCO ARMS CO.	2	0.00%	545,430	99.91%
WILTSHIRE ARMS CO.	2	0.00%	545,432	99.91%
WILLIAM LEECH & SON	2	0.00%	545,434	99.91%
WESSON & LEAVITT	2	0.00%	545,436	99.91%
WILLIAMS ARMS CO	2	0.00%	545,438	99.91%
WEINER WAFFENFABRIK	2	0.00%	545,440	99.91%
X-PLORACO OF TEXAS	2	0.00%	545,442	99.91%
XIN SHAI DAI	2	0.00%	545,444	99.91%
ZEHNA,ZEHNER,EMIL	2	0.00%	545,446	99.91%
ZELLA	2	0.00%	545,448	99.91%
ZEV TECHNOLOGIES	2	0.00%	545,450	99.91%
ZOMBIE DEFENSE	2	0.00%	545,452	99.91%
ZRODELTA (CSJB HOLDINGS INC)	2	0.00%	545,454	99.91%

AGENCY ARMS, LLC	1	0.00%	545,455	99.91%
AMBROSE ARMORY	1	0.00%	545,456	99.91%
ARAMBERRY HERMANOS	1	0.00%	545,457	99.91%
ACKLEY, P. O.	1	0.00%	545,458	99.91%
AMERICAN DEFENSE MFG	1	0.00%	545,459	99.91%
AUSTRALIAN DEF IND	1	0.00%	545,460	99.91%
ALDENS(CHIEFTAN)	1	0.00%	545,461	99.91%
GFORCE ARMS	1	0.00%	545,462	99.91%
AGP ARMS, INC	1	0.00%	545,463	99.91%
ALPHA ARMS, INC	1	0.00%	545,464	99.91%
AKLIENGESELLSCHAFT	1	0.00%	545,465	99.91%
ALLIED ARMS	1	0.00%	545,466	99.91%
ALEXIA	1	0.00%	545,467	99.91%
R. W. AMSDEN	1	0.00%	545,468	99.91%
THE ARMORY GUNS AND AMMO, LLC	1	0.00%	545,469	99.91%
MADE IN ALGERIA	1	0.00%	545,470	99.91%
AREITO-AURIENA	1	0.00%	545,471	99.91%
ARMENIA	1	0.00%	545,472	99.91%
APOLLO	1	0.00%	545,473	99.91%
ADV PRECISION MACHIN	1	0.00%	545,474	99.91%
ARANA	1	0.00%	545,475	99.91%
EUSEBIO ARIZAGA	1	0.00%	545,476	99.91%
ARMAMENT TECHNOLOGY	1	0.00%	545,477	99.91%
ARMERA	1	0.00%	545,478	99.91%
ARCHON FIREARMS INC	1	0.00%	545,479	99.91%
ARMATIX GMBH	1	0.00%	545,480	99.91%
AURORA	1	0.00%	545,481	99.91%
AUTOGRADE	1	0.00%	545,482	99.92%
ADVNCED ARMAMENT,INC	1	0.00%	545,483	99.92%
AVION/AVION PISTOLET	1	0.00%	545,484	99.92%
ST.KITTS-NVIS-ANGLLA	1	0.00%	545,485	99.92%
ASSAULT WEAPONS OF OHIO LLC	1	0.00%	545,486	99.92%
RADIAN WEAPONS (AXTS)	1	0.00%	545,487	99.92%
AGUIRRE Y CIA	1	0.00%	545,488	99.92%
ARIZMENDI Y ZULAICA	1	0.00%	545,489	99.92%
AZCOAGA & ARRIETA	1	0.00%	545,490	99.92%
ARES ARMS, LLC	1	0.00%	545,491	99.92%
BALLARD & FAIRBANKS	1	0.00%	545,492	99.92%
BALTIMORE ARMS CO.	1	0.00%	545,493	99.92%
BOBERG ARMS CORP	1	0.00%	545,494	99.92%
BRUNO BOLOGNINI	1	0.00%	545,495	99.92%
B. C. AUTOMATIC	1	0.00%	545,496	99.92%
BLACK COLLAR ARMS LLC	1	0.00%	545,497	99.92%

BC ENGINEERING, LLC	1	0.00%	545,498	99.92%
BLACK CREEK PRECISION LLC	1	0.00%	545,499	99.92%
BORDENS ACCURCY SHOP	1	0.00%	545,500	99.92%
BERDAN	1	0.00%	545,501	99.92%
BERNARDON-MARTIN	1	0.00%	545,502	99.92%
BERNS WHOLESALE	1	0.00%	545,503	99.92%
BG DEFENSE CO LLC	1	0.00%	545,504	99.92%
BISHOP AMMUNITION MFG	1	0.00%	545,505	99.92%
BIG HORN ARMS	1	0.00%	545,506	99.92%
B. H.	1	0.00%	545,507	99.92%
BITTNER, GUSTAV	1	0.00%	545,508	99.92%
BLUE HEN	1	0.00%	545,509	99.92%
MADE IN BANGLADESH	1	0.00%	545,510	99.92%
BLUEGRASS ARMORY	1	0.00%	545,511	99.92%
BLUNT & SYMS	1	0.00%	545,512	99.92%
BRILEY MFG INC	1	0.00%	545,513	99.92%
BROTHER N ARMS, LLC	1	0.00%	545,514	99.92%
BRP CORP	1	0.00%	545,515	99.92%
BARNES PRECISION MAC	1	0.00%	545,516	99.92%
BLACKSHEEP6 TACTICAL LLC	1	0.00%	545,517	99.92%
BRANDON	1	0.00%	545,518	99.92%
BROOKLYN ARMS CO	1	0.00%	545,519	99.92%
BAYRSCH SPRTWAFNFBK	1	0.00%	545,520	99.92%
BESCHI, MARIO	1	0.00%	545,521	99.92%
BAR-STO PRECISION	1	0.00%	545,522	99.92%
BS OR B/S	1	0.00%	545,523	99.92%
BERLIN SUHLER WAFFEN	1	0.00%	545,524	99.92%
MADE IN BOTSWANA	1	0.00%	545,525	99.92%
BELLATOR ARMAMENT	1	0.00%	545,526	99.92%
BETTINSOLI TARCISIO	1	0.00%	545,527	99.92%
BUHEL	1	0.00%	545,528	99.92%
BERESTIAN & CIA	1	0.00%	545,529	99.92%
BATTLE RIFLE COMPANY	1	0.00%	545,530	99.92%
BATTISTA RIZZINI	1	0.00%	545,531	99.92%
CALVERT, JOHN	1	0.00%	545,532	99.92%
CAMPO GIRO	1	0.00%	545,533	99.92%
CAUCELEGUI	1	0.00%	545,534	99.92%
CAVALRY ARMS CORP	1	0.00%	545,535	99.92%
COBB MFG	1	0.00%	545,536	99.92%
CRABIL MANUFACTURING, INC	1	0.00%	545,537	99.93%
CABOT GUN COMPANY LLC	1	0.00%	545,538	99.93%
CORMAC ENTERPRISES, LLC	1	0.00%	545,539	99.93%
CCF RACE FRAMES LLC	1	0.00%	545,540	99.93%
CASCADE ARMS	1	0.00%	545,541	99.93%

CIVILIAN FORCE ARMS	1	0.00%	545,542	99.93%
CHATTAHOOCHEE GUN WORKS	1	0.00%	545,543	99.93%
CHICAGO	1	0.00%	545,544	99.93%
CHICAGO FIREARMS INC	1	0.00%	545,545	99.93%
CHAPUIS	1	0.00%	545,546	99.93%
CIFSAN	1	0.00%	545,547	99.93%
COMPETITION LIMITED	1	0.00%	545,548	99.93%
COUGAR ARMS	1	0.00%	545,549	99.93%
COOKSEY MACHINE SHOP	1	0.00%	545,550	99.93%
CONTINENTAL	1	0.00%	545,551	99.93%
COMMERCIAL PRODUCTS	1	0.00%	545,552	99.93%
MADE IN CHILE	1	0.00%	545,553	99.93%
CONQUEST LLC (CONQUEST ARMS)	1	0.00%	545,554	99.93%
CARACAL INTERNATIONAL, LLC	1	0.00%	545,555	99.93%
CODE RED FIREARMS	1	0.00%	545,556	99.93%
CRUCELEGUI	1	0.00%	545,557	99.93%
CARLO RIVA	1	0.00%	545,558	99.93%
C RAY SYSTEMS INC	1	0.00%	545,559	99.93%
CMS ENGINE SERVICE	1	0.00%	545,560	99.93%
C SHARPS ARMS CO INC	1	0.00%	545,561	99.93%
CREATIVE ARMS, LLC	1	0.00%	545,562	99.93%
CENTURION ARMS LLC	1	0.00%	545,563	99.93%
MADE IN CAPE VERDE I	1	0.00%	545,564	99.93%
CENTRAL AFRICAN REP.	1	0.00%	545,565	99.93%
CONTNENTAL WAPNS LTD	1	0.00%	545,566	99.93%
CYLINDER & SLIDE INC	1	0.00%	545,567	99.93%
CHEYTAC LLC	1	0.00%	545,568	99.93%
DARDICK CORP.	1	0.00%	545,569	99.93%
DACIN, ROGER	1	0.00%	545,570	99.93%
DEVIL DOG ARMS, INC	1	0.00%	545,571	99.93%
DECKER	1	0.00%	545,572	99.93%
DANL FRASER & CO	1	0.00%	545,573	99.93%
DIARM, S A	1	0.00%	545,574	99.93%
DELAWARE MACHINERY	1	0.00%	545,575	99.93%
DENARD,JOHN C., CO	1	0.00%	545,576	99.93%
DOMINO	1	0.00%	545,577	99.93%
MADE IN DOMINICAN RE	1	0.00%	545,578	99.93%
DARK STORM INDUSTRIES LLC	1	0.00%	545,579	99.93%
DEMRO TAC PRODUCTS	1	0.00%	545,580	99.93%
DREUX	1	0.00%	545,581	99.93%
DRULOV	1	0.00%	545,582	99.93%
DESERT ORDNANCE	1	0.00%	545,583	99.93%
DUCIEE ISLANDS	1	0.00%	545,584	99.93%
DEVON ARMORY LLC	1	0.00%	545,585	99.93%

DAWSON PRECISION	1	0.00%	545,586	99.93%
ECHO ARMORY	1	0.00%	545,587	99.93%
EUSTA/EUSTA-SCHIEDER	1	0.00%	545,588	99.93%
EASTERN FIREARMS CO.	1	0.00%	545,589	99.93%
MADE IN ESTONIA	1	0.00%	545,590	99.93%
ESPINGARDA	1	0.00%	545,591	99.93%
MADE IN ECUADOR	1	0.00%	545,592	99.94%
FADE	1	0.00%	545,593	99.94%
FMRS D-ABBTC &SLVNLL	1	0.00%	545,594	99.94%
FAR	1	0.00%	545,595	99.94%
FARWELL ARMS CO.	1	0.00%	545,596	99.94%
FALLING BLOCK WORKS	1	0.00%	545,597	99.94%
FEDERAL LABORATORIES	1	0.00%	545,598	99.94%
FERNWOOD GUN SUPPLY	1	0.00%	545,599	99.94%
FERUNION	1	0.00%	545,600	99.94%
FIOCCHI-PARDINI	1	0.00%	545,601	99.94%
FALKOR DEFENSE KALISPELL	1	0.00%	545,602	99.94%
FRITZ WERKE	1	0.00%	545,603	99.94%
FREEDOM ORDNANCE MFG, INC	1	0.00%	545,604	99.94%
FRANCONIA	1	0.00%	545,605	99.94%
FRANCOLETTE AUGUST	1	0.00%	545,606	99.94%
FRIEDR	1	0.00%	545,607	99.94%
FIRING LINE	1	0.00%	545,608	99.94%
FERRET	1	0.00%	545,609	99.94%
FULL SPECTRUM FIREARMS MFG	1	0.00%	545,610	99.94%
FORSAKEN ARMS	1	0.00%	545,611	99.94%
FAISSI ASENSA ARMS	1	0.00%	545,612	99.94%
FOSTECH MFG LLC	1	0.00%	545,613	99.94%
FUNDALUM S A	1	0.00%	545,614	99.94%
FORT WORTH FIREARMS	1	0.00%	545,615	99.94%
GALAND ARMS CO.	1	0.00%	545,616	99.94%
GARANTAZADO	1	0.00%	545,617	99.94%
GA PRECISION	1	0.00%	545,618	99.94%
GAVAGE, ARMAND	1	0.00%	545,619	99.94%
GLOBAL MACHINE TOOL	1	0.00%	545,620	99.94%
GUN CRAFTER IND	1	0.00%	545,621	99.94%
GERCAR	1	0.00%	545,622	99.94%
GALENA INDUSTRIES	1	0.00%	545,623	99.94%
GRENADIER ENG, INC	1	0.00%	545,624	99.94%
GARFIELD	1	0.00%	545,625	99.94%
GERING, H. M.	1	0.00%	545,626	99.94%
GEMINI INVEST CORP	1	0.00%	545,627	99.94%
GILBERT EQU CO	1	0.00%	545,628	99.94%
ARMAS GIB MAXIMO	1	0.00%	545,629	99.94%

GREAT LAKES FIREARMS AND AMMO	1	0.00%	545,630	99.94%
GEISSELE AUTOMATICS LLC	1	0.00%	545,631	99.94%
GALAXY ENTERPRISES	1	0.00%	545,632	99.94%
G MCMILLAN COMPANY	1	0.00%	545,633	99.94%
MADE IN GUADELOUPE	1	0.00%	545,634	99.94%
GRAS	1	0.00%	545,635	99.94%
GREIFELT & CO.	1	0.00%	545,636	99.94%
GRAHAM, J & CO	1	0.00%	545,637	99.94%
GROSS ARMS CO.	1	0.00%	545,638	99.94%
GRIFFITH & SEMPLE	1	0.00%	545,639	99.94%
GALLYON & SONS,LTD	1	0.00%	545,640	99.94%
GRISWOLD & GUNNISON	1	0.00%	545,641	99.94%
GEWEHR WERKS	1	0.00%	545,642	99.94%
HENRION & DASSY(H&D)	1	0.00%	545,643	99.94%
HEAD DOWN PRODUCTS, LLC	1	0.00%	545,644	99.94%
HECLA	1	0.00%	545,645	99.94%
HELICODOG	1	0.00%	545,646	99.95%
LUXUS ARMS LLC DBA HM DEFENSE	1	0.00%	545,647	99.95%
HATTON IND	1	0.00%	545,648	99.95%
HOBAN MFG. CO.	1	0.00%	545,649	99.95%
HERO-GEAR LLC	1	0.00%	545,650	99.95%
HOLLIS & SONS	1	0.00%	545,651	99.95%
HI SHEAR TECHNOLOGY	1	0.00%	545,652	99.95%
HUBERTUS	1	0.00%	545,653	99.95%
HUGHES PRECISION PRODUCTS LLC	1	0.00%	545,654	99.95%
HUNT GROUP INT ARMS & SECURITY	1	0.00%	545,655	99.95%
INTACTO ARMS, LLC	1	0.00%	545,656	99.95%
ARMOTECNIA	1	0.00%	545,657	99.95%
S.I.A.C.E.	1	0.00%	545,658	99.95%
IMPERIAL GUN CO LTD	1	0.00%	545,659	99.95%
MADE IN INDIA	1	0.00%	545,660	99.95%
ILLINOIS ARMS CO.	1	0.00%	545,661	99.95%
MADE IN MADEIRA IS.	1	0.00%	545,662	99.95%
INDIAN ORDNANCE	1	0.00%	545,663	99.95%
IRWIN-PEDERSEN ARMS	1	0.00%	545,664	99.95%
JB CUSTOMS INC	1	0.00%	545,665	99.95%
JOE BOB OUTFITTERS, LLC	1	0.00%	545,666	99.95%
JOHN CAMPION	1	0.00%	545,667	99.95%
J. JACQUEMART	1	0.00%	545,668	99.95%
JENKS, WILLIAM	1	0.00%	545,669	99.95%
J P FOOTE	1	0.00%	545,670	99.95%
JRW SPORTS	1	0.00%	545,671	99.95%
JOHNNYS ARMORY	1	0.00%	545,672	99.95%
JUST, JOSET	1	0.00%	545,673	99.95%

JOHN W LINEBAUGH	1	0.00%	545,674	99.95%
KALTMANN	1	0.00%	545,675	99.95%
KIWIS CUSTOM GUNS (KCG)	1	0.00%	545,676	99.95%
EMIL KERNER	1	0.00%	545,677	99.95%
MANAHIKI ISLAND	1	0.00%	545,678	99.95%
KALASHNICOHN LLC	1	0.00%	545,679	99.95%
K.K.SNASHIN SHOJUKI	1	0.00%	545,680	99.95%
KLEIN GUENTHER	1	0.00%	545,681	99.95%
KOLAR ARMS	1	0.00%	545,682	99.95%
KK NIHN RYJU SIK SIS	1	0.00%	545,683	99.95%
MADE IN SOUTH KOREA	1	0.00%	545,684	99.95%
KOBRA	1	0.00%	545,685	99.95%
KREBS CUSTOM INC	1	0.00%	545,686	99.95%
KREPP	1	0.00%	545,687	99.95%
KISS TACTICAL	1	0.00%	545,688	99.95%
KIES FIREARMS LLC	1	0.00%	545,689	99.95%
KINTREK, INC	1	0.00%	545,690	99.95%
KUANDIAN	1	0.00%	545,691	99.95%
LE BASQUE	1	0.00%	545,692	99.95%
LIMCAT CUST PRODUCTS	1	0.00%	545,693	99.95%
LONG DOG TACTICAL LLC	1	0.00%	545,694	99.95%
LEAD STAR ARMS LLC	1	0.00%	545,695	99.95%
LE DRAGON	1	0.00%	545,696	99.95%
LEE SPEC LEE MUNNER	1	0.00%	545,697	99.95%
LEFT DESTROYER	1	0.00%	545,698	99.95%
LE FULGOR	1	0.00%	545,699	99.95%
LEFNER	1	0.00%	545,700	99.95%
LE MAT	1	0.00%	545,701	99.96%
L SAN PAR/L SANS PRL	1	0.00%	545,702	99.96%
LEE'S FIREARMS CO.	1	0.00%	545,703	99.96%
MADE IN LITHUANIA	1	0.00%	545,704	99.96%
MADE IN LIECHENSTEIN	1	0.00%	545,705	99.96%
LJUNGMAN	1	0.00%	545,706	99.96%
LAMES	1	0.00%	545,707	99.96%
LEBANON	1	0.00%	545,708	99.96%
LONE STAR ARMORY	1	0.00%	545,709	99.96%
LOYOLA	1	0.00%	545,710	99.96%
LEE ARMORY, LLC	1	0.00%	545,711	99.96%
MADE IN LAOS	1	0.00%	545,712	99.96%
LSA	1	0.00%	545,713	99.96%
LANTAC USA, LLC	1	0.00%	545,714	99.96%
LEADER ARMS TECHNOLOGY	1	0.00%	545,715	99.96%
LUN ELBRUG	1	0.00%	545,716	99.96%
LAYKE TACTICAL LLC	1	0.00%	545,717	99.96%

MODELE DES ARMES	1	0.00%	545,718	99.96%
MAXIM	1	0.00%	545,719	99.96%
MAYOR, FRANCOIS	1	0.00%	545,720	99.96%
MEREX CORP. GEBRUDER	1	0.00%	545,721	99.96%
MCLAUGHLIN GUN MFG.	1	0.00%	545,722	99.96%
MCMILLAN GUNWORKS	1	0.00%	545,723	99.96%
MARCEL THYS & SONS	1	0.00%	545,724	99.96%
MIXICAN MODEL	1	0.00%	545,725	99.96%
METEOR RIFLES	1	0.00%	545,726	99.96%
MADE IN MALAWI	1	0.00%	545,727	99.96%
ARMI MAROCCHI	1	0.00%	545,728	99.96%
MACHINIST GRP CO, MGC TACTICAL	1	0.00%	545,729	99.96%
MGI MG INDUSTRIES INC	1	0.00%	545,730	99.96%
AMERICAN GUN COMPANY LLC	1	0.00%	545,731	99.96%
MITCHEL-MOGAL	1	0.00%	545,732	99.96%
MIGHTY MIDGET	1	0.00%	545,733	99.96%
MADE IN MONACO	1	0.00%	545,734	99.96%
MAHELY	1	0.00%	545,735	99.96%
MONTENEGRIN	1	0.00%	545,736	99.96%
MONDRAGON	1	0.00%	545,737	99.96%
MONITOR	1	0.00%	545,738	99.96%
MILITARY POLICE SYST	1	0.00%	545,739	99.96%
MAROCHI & FIGLI	1	0.00%	545,740	99.96%
MERRIMACK ARMS	1	0.00%	545,741	99.96%
MEIJI SEIKA KAISHA	1	0.00%	545,742	99.96%
MATSAN	1	0.00%	545,743	99.96%
MAN-STOPPER	1	0.00%	545,744	99.96%
MOUNTAINEER	1	0.00%	545,745	99.96%
MATEBA	1	0.00%	545,746	99.96%
MADE IN MAURITANIA	1	0.00%	545,747	99.96%
MUSKETEER	1	0.00%	545,748	99.96%
MADE IN MALDIVES	1	0.00%	545,749	99.96%
MAVI DI SALVINELLI	1	0.00%	545,750	99.96%
MIDWEST INDUSTRIES INC, WI	1	0.00%	545,751	99.96%
MADE IN MALTA	1	0.00%	545,752	99.96%
MUGURUZA & CO.	1	0.00%	545,753	99.96%
NATIONAL ARMORY LLC	1	0.00%	545,754	99.96%
NANIWA KOGYO KK	1	0.00%	545,755	99.97%
NODAK ARMS, INC	1	0.00%	545,756	99.97%
NETHERLANDS(HOLLAND)	1	0.00%	545,757	99.97%
NEW EMPIRE	1	0.00%	545,758	99.97%
NED. MAGAZIJ	1	0.00%	545,759	99.97%
NEW LIBERTY	1	0.00%	545,760	99.97%
NEMROD	1	0.00%	545,761	99.97%

NESIKA BAY PREC INC	1	0.00%	545,762	99.97%
NEXT GENERATION ARMS	1	0.00%	545,763	99.97%
N J D	1	0.00%	545,764	99.97%
NIHON JUHO KOGYOSHO	1	0.00%	545,765	99.97%
NOMAD DEFENSE COMPANY, INC	1	0.00%	545,766	99.97%
NICHOLS MFG INC	1	0.00%	545,767	99.97%
NORRAHAMMAR	1	0.00%	545,768	99.97%
NORDHEIM	1	0.00%	545,769	99.97%
NOUVEAU	1	0.00%	545,770	99.97%
NOPWICH ARMS NORWICH	1	0.00%	545,771	99.97%
MADE IN NAURU	1	0.00%	545,772	99.97%
NORDIC COMPONENTS INC	1	0.00%	545,773	99.97%
NAT.SPORTS PRODUCTS	1	0.00%	545,774	99.97%
NOSLER, INC	1	0.00%	545,775	99.97%
MADE IN NICARAGUA	1	0.00%	545,776	99.97%
NUARMCO	1	0.00%	545,777	99.97%
NAVAL COMPANY	1	0.00%	545,778	99.97%
NEWTOWN FIREARMS	1	0.00%	545,779	99.97%
OAK LEAF	1	0.00%	545,780	99.97%
FERNANDO ORMACHEA	1	0.00%	545,781	99.97%
OSCILANTE-AZUL	1	0.00%	545,782	99.97%
OSS SUPPRESSORS LLC	1	0.00%	545,783	99.97%
PAR & CASE	1	0.00%	545,784	99.97%
PADRE	1	0.00%	545,785	99.97%
POLICE AUTO WEAP SER	1	0.00%	545,786	99.97%
PEABODY, H. O.	1	0.00%	545,787	99.97%
PITCAIRN ISLAND	1	0.00%	545,788	99.97%
PRICE DESIGN & ENGR	1	0.00%	545,789	99.97%
PERSONAL DEFENSE SYS	1	0.00%	545,790	99.97%
PENGUIN	1	0.00%	545,791	99.97%
PGW	1	0.00%	545,792	99.97%
PISTOLET FLOBERT	1	0.00%	545,793	99.97%
PAUL JAEGER	1	0.00%	545,794	99.97%
PJK, INC	1	0.00%	545,795	99.97%
PLANT'S MFG. CO.	1	0.00%	545,796	99.97%
PHELPS MFG. CO.	1	0.00%	545,797	99.97%
POLAIN, PROSPER	1	0.00%	545,798	99.97%
POWELL	1	0.00%	545,799	99.97%
POWERMAG	1	0.00%	545,800	99.97%
PRK ARMS	1	0.00%	545,801	99.97%
PIERCE ENGINEERING	1	0.00%	545,802	99.97%
PRECISION REFLEX INC AKA PRI	1	0.00%	545,803	99.97%
PRIMA	1	0.00%	545,804	99.97%
PROTECTOR ARMS CO.	1	0.00%	545,805	99.97%

ST.PIERRE & MIQUELON	1	0.00%	545,806	99.97%
PASPER S R L	1	0.00%	545,807	99.97%
P-TAC (PRAC TAC AR PARTS LLC)	1	0.00%	545,808	99.97%
MADE IN PARAGUAY	1	0.00%	545,809	99.97%
PZK	1	0.00%	545,810	99.98%
RAMO INC	1	0.00%	545,811	99.98%
RAYMOND & ROBITAILLE	1	0.00%	545,812	99.98%
RAT WORX	1	0.00%	545,813	99.98%
RAYON	1	0.00%	545,814	99.98%
RENZO BONORA ARMI	1	0.00%	545,815	99.98%
RENEGADE	1	0.00%	545,816	99.98%
RYNLDS,PLNT,&HTCHKSS	1	0.00%	545,817	99.98%
RIVAL	1	0.00%	545,818	99.98%
L ROMANO CO INC	1	0.00%	545,819	99.98%
RAMPRO CORPORATION	1	0.00%	545,820	99.98%
RND MFG	1	0.00%	545,821	99.98%
ROYAL SERVICE	1	0.00%	545,822	99.98%
ROSEBUSH, WALDO	1	0.00%	545,823	99.98%
ROYAL SMALL ARMS	1	0.00%	545,824	99.98%
MADE IN MONTSERRAT	1	0.00%	545,825	99.98%
ROME REV.&NOVELTY CO	1	0.00%	545,826	99.98%
RED RIVER TACTICAL	1	0.00%	545,827	99.98%
ROMTEHNICA	1	0.00%	545,828	99.98%
RT MFG CO INC	1	0.00%	545,829	99.98%
RUPPERTUS PAT.PISTOL	1	0.00%	545,830	99.98%
SANDERSON	1	0.00%	545,831	99.98%
SABATIER	1	0.00%	545,832	99.98%
SANGENHAU	1	0.00%	545,833	99.98%
SANSHO LTD	1	0.00%	545,834	99.98%
SECOND AMENDMENT ZONE INC	1	0.00%	545,835	99.98%
STUB MULE OUTDOOR	1	0.00%	545,836	99.98%
SERBU FIREARMS INC	1	0.00%	545,837	99.98%
SCHWARZLOSE, AW	1	0.00%	545,838	99.98%
SCHINTAD	1	0.00%	545,839	99.98%
SHIN CHUO KOGYO,K.K.	1	0.00%	545,840	99.98%
SD TACTICAL ARMS LLC	1	0.00%	545,841	99.98%
SOUND TECH APR	1	0.00%	545,842	99.98%
MADE IN SO AFRICAN	1	0.00%	545,843	99.98%
SAFETY HARBOR FIREAR	1	0.00%	545,844	99.98%
SUREFIRE INSTITUTE	1	0.00%	545,845	99.98%
MADE IN SAN MARINO	1	0.00%	545,846	99.98%
SHATTUCK, C.S.,ARMS	1	0.00%	545,847	99.98%
SCHILLING	1	0.00%	545,848	99.98%
SHARPS & HANKINS	1	0.00%	545,849	99.98%

SHERRILL ARMS	1	0.00%	545,850	99.98%
S. I. A.	1	0.00%	545,851	99.98%
SICKLES ARMS CO.	1	0.00%	545,852	99.98%
SKODA	1	0.00%	545,853	99.98%
SHIELD ARMS, LLC	1	0.00%	545,854	99.98%
SPECIAL INTEREST ARM	1	0.00%	545,855	99.98%
SPEC TAC WEAPONS STS	1	0.00%	545,856	99.98%
SPECIAL OPS TACTICAL	1	0.00%	545,857	99.98%
SLAVIA	1	0.00%	545,858	99.98%
SMOK	1	0.00%	545,859	99.98%
FRANCESCO SERENA	1	0.00%	545,860	99.98%
SCHEINTOD/SCHEINTOT	1	0.00%	545,861	99.98%
SOCIETE ANONYME	1	0.00%	545,862	99.98%
SOKOLOVSKY CORP	1	0.00%	545,863	99.98%
SHILLEN RIFLES, INC.	1	0.00%	545,864	99.98%
SLR 15 RIFLES INC MINNESOTA	1	0.00%	545,865	99.99%
VICTOR SARASQUETA	1	0.00%	545,866	99.99%
SERVICE ARMAMENT CO.	1	0.00%	545,867	99.99%
S-BEAM PRECISION PRODUCTS	1	0.00%	545,868	99.99%
SCOTTI	1	0.00%	545,869	99.99%
SILVER SEITZ	1	0.00%	545,870	99.99%
MADE IN SYRIA	1	0.00%	545,871	99.99%
TIBER	1	0.00%	545,872	99.99%
TOMMY BUILT TACTICAL LLC	1	0.00%	545,873	99.99%
TEMPLAR CUSTOM	1	0.00%	545,874	99.99%
TACTICS, LLC	1	0.00%	545,875	99.99%
THE TACTICAL EDGE LLC	1	0.00%	545,876	99.99%
TEGRA ARMS, INC	1	0.00%	545,877	99.99%
TOKYO GAS & ELECTRIC	1	0.00%	545,878	99.99%
THERMAL DEFENSE SOLUTIONS, LLC	1	0.00%	545,879	99.99%
THALSON CO	1	0.00%	545,880	99.99%
THAYER,ROBINSN,&CARY	1	0.00%	545,881	99.99%
TKS ENGINEERING	1	0.00%	545,882	99.99%
TECHNIARM METAL PROD	1	0.00%	545,883	99.99%
TS ARMS	1	0.00%	545,884	99.99%
TALON ARMS	1	0.00%	545,885	99.99%
TNI	1	0.00%	545,886	99.99%
TOC INC	1	0.00%	545,887	99.99%
TOP NOTCH ACCS INC, OMEGA	1	0.00%	545,888	99.99%
TRAFF	1	0.00%	545,889	99.99%
TROJAN FIREARMS,LLC	1	0.00%	545,890	99.99%
TRIPLETT & SCOTT	1	0.00%	545,891	99.99%
TRYON, EDWARD, & CO.	1	0.00%	545,892	99.99%
TRIUMPH SPORTS DIST.	1	0.00%	545,893	99.99%

TEXAS SESQUICENTNIAL	1	0.00%	545,894	99.99%
TTIBAR PISTOLA	1	0.00%	545,895	99.99%
TIMBERWOLF TACTICAL	1	0.00%	545,896	99.99%
MADE IN TUNISIA	1	0.00%	545,897	99.99%
TURNER FABRICATIONS LLC	1	0.00%	545,898	99.99%
TWO RIVER ARMS, LLC	1	0.00%	545,899	99.99%
MARTIN UGARTEBURU	1	0.00%	545,900	99.99%
ULTIMATE ACCURACY	1	0.00%	545,901	99.99%
UMLAUT INDUSTRIES	1	0.00%	545,902	99.99%
TURKMENISTAN	1	0.00%	545,903	99.99%
UNION SALES CO.	1	0.00%	545,904	99.99%
ULTRA TECH, INC	1	0.00%	545,905	99.99%
UZUMLU ARMS	1	0.00%	545,906	99.99%
VALLEY ARMORY, LLC	1	0.00%	545,907	99.99%
VAINQUEUR	1	0.00%	545,908	99.99%
BRITISH VIRGIN ISLDS	1	0.00%	545,909	99.99%
VA CAPES IMPORTERS	1	0.00%	545,910	99.99%
VILAR	1	0.00%	545,911	99.99%
TEHDAS	1	0.00%	545,912	99.99%
VELLA INDUSTRIES-ENTERPRISE	1	0.00%	545,913	99.99%
NORTH VIETNAM	1	0.00%	545,914	99.99%
VALLEY ORDNANCE, INC	1	0.00%	545,915	99.99%
VOLCANIC RPTNG ARMS	1	0.00%	545,916	99.99%
VIGILANCE RIFLES INC	1	0.00%	545,917	99.99%
VIRGIN VALLY CUSTOM	1	0.00%	545,918	99.99%
WEB ARMS	1	0.00%	545,919	100.00%
WYTWORNIA BRONI JACEK POPINS-KI	1	0.00%	545,920	100.00%
WELLS CUSTOM GUNMAK	1	0.00%	545,921	100.00%
WEBBER, G. S.	1	0.00%	545,922	100.00%
WICHITA CLASSIC	1	0.00%	545,923	100.00%
WINFIELD ARMS CO.	1	0.00%	545,924	100.00%
WILSHIRE ARMS CO.	1	0.00%	545,925	100.00%
WJ JEFFREY & COMPANY	1	0.00%	545,926	100.00%
WISE LITE ARMS, INC	1	0.00%	545,927	100.00%
WILL-MOR MANUFACTURING, INC	1	0.00%	545,928	100.00%
WINFIELD ARMS CO.	1	0.00%	545,929	100.00%
WOODWARD,JAMES,&SONS	1	0.00%	545,930	100.00%
WAR SPORT INDUSTRIES	1	0.00%	545,931	100.00%
WISE ARMS LLC	1	0.00%	545,932	100.00%
WILSON TACTICAL, LLC	1	0.00%	545,933	100.00%
WURFFLEIN	1	0.00%	545,934	100.00%
WORLDWIDE AEROS CORP	1	0.00%	545,935	100.00%
EXPERT	1	0.00%	545,936	100.00%

YAMAMOTO J.SEISAKSHO	1	0.00%	545,937	100.00%
YOUNG MFG, INC	1	0.00%	545,938	100.00%
YORK CUTLERY	1	0.00%	545,939	100.00%
YORK	1	0.00%	545,940	100.00%
YOVANOVITCH	1	0.00%	545,941	100.00%
ZAMAENLA HERMANOS	1	0.00%	545,942	100.00%
ZAVADY JANA SVERMY	1	0.00%	545,943	100.00%
ZULU	1	0.00%	545,944	100.00%
Z M WEAPONS	1	0.00%	545,945	100.00%
STAR RIFLES LLC (ZUMB & STRAD)	1	0.00%	545,946	100.00%

APPENDIX C: UNSERIALIZED MANUFACTURER INFORMATION

Manufacturer	Crime Guns	Percent of Total Crime Guns	Cumulative Total	Cumulative Percent
UNITED STATES	44,972	52.66%	44,972	52.66%
PRIVATELY MADE FIREARM (PMF)	8,154	9.55%	53,126	62.21%
SMITH AND WESSON	2,267	2.65%	55,393	64.86%
STURM, RUGER & CO	1,839	2.15%	57,232	67.01%
GLOCK, INC	1,788	2.09%	59,020	69.11%
REMINGTON ARMS CO., INC	1,522	1.78%	60,542	70.89%
MOSSBERG, OF & SONS	1,432	1.68%	61,974	72.57%
SAVAGE ARMS CORP	1,304	1.53%	63,278	74.09%
POLYMER80, INC(P80 TAC P80)	1,206	1.41%	64,484	75.51%
STEVEN/J STVNS ARMS	1,114	1.30%	65,598	76.81%
WINCHESTER	1,114	1.30%	66,712	78.12%
TAURUS FORJAS	1,059	1.24%	67,771	79.36%
HIGGINS, J. C.	996	1.17%	68,767	80.52%
HI POINT	955	1.12%	69,722	81.64%
MARLIN FIREARMS CO.	874	1.02%	70,596	82.66%
COLT	687	0.80%	71,283	83.47%
ANY MILITARY ISSUE	583	0.68%	71,866	84.15%
HARRINGTON & RICHDSN	568	0.67%	72,434	84.82%
SEARS ROEBUCK & CO.	549	0.64%	72,983	85.46%
BERETTA	421	0.49%	73,404	85.95%
MTG.WARD'W.F.' BRAND	391	0.46%	73,795	86.41%
RAVEN ARMS CO.	301	0.35%	74,096	86.76%
IVER JOHNSON ARMS & CYCLE WRKS	276	0.32%	74,372	87.08%
SAUER, J. P., & SONS	273	0.32%	74,645	87.40%
SPRINGFIELD ARMORY	254	0.30%	74,899	87.70%
JENNINGS FIREARMS CO	239	0.28%	75,138	87.98%
SPRINGFIELD ARMS CO.	236	0.28%	75,374	88.26%
LORCIN ENGINEERING	225	0.26%	75,599	88.52%
DAVIS INDUSTRIES	222	0.26%	75,821	88.78%
BRYCO ARMS	221	0.26%	76,042	89.04%
CARL WALTHER	215	0.25%	76,257	89.29%
KEL TEC	207	0.24%	76,464	89.53%
RG INDUSTRIES	206	0.24%	76,670	89.78%
JIMENEZ ARMS	199	0.23%	76,869	90.01%
PHOENIX ARMS CO.	191	0.22%	77,060	90.23%
BROWNING	189	0.22%	77,249	90.45%
ROHM	183	0.21%	77,432	90.67%
SWISS IND GESELLSHT	181	0.21%	77,613	90.88%
HI STANDARD	165	0.19%	77,778	91.07%

SCCY INDUSTRIES	157	0.18%	77,935	91.26%
FIREARMS IMP&EXP FIE	154	0.18%	78,089	91.44%
INTRATEC	150	0.18%	78,239	91.61%
REVELATION	150	0.18%	78,389	91.79%
AMADEO ROSSI & CO	149	0.17%	78,538	91.96%
ROCK ISLAND ARMORY	147	0.17%	78,685	92.13%
CHARTER ARMS	142	0.17%	78,827	92.30%
KAHR ARMS	115	0.13%	78,942	92.44%
INDUSTRIA ARGENTINA	113	0.13%	79,055	92.57%
FI INDUSTRIES	104	0.12%	79,159	92.69%
CENTURY	104	0.12%	79,263	92.81%
MADE IN ITALY	98	0.11%	79,361	92.93%
HOPKINS & ALLEN	89	0.10%	79,450	93.03%
SWD INC	89	0.10%	79,539	93.13%
RANGER ARMS, INC.	85	0.10%	79,624	93.23%
NOBLE	84	0.10%	79,708	93.33%
PROFESSIONAL ORD	82	0.10%	79,790	93.43%
GABLND0/GABLND0 & C	75	0.09%	79,865	93.52%
TANFOLGLIO,A.GUISPPE	72	0.08%	79,937	93.60%
STAR	68	0.08%	80,005	93.68%
GLOCK INC, USA MANUFACTURING	66	0.08%	80,071	93.76%
ARCADIA MACHINE TOOL	65	0.08%	80,136	93.83%
HECKLER & KOCH	65	0.08%	80,201	93.91%
KIMBER	64	0.07%	80,265	93.98%
NORINCO	58	0.07%	80,323	94.05%
MADE IN GIBRALTAR	58	0.07%	80,381	94.12%
MADE IN GERMANY	57	0.07%	80,438	94.19%
SPRINGFIELD FIREARMS	50	0.06%	80,488	94.25%
MADE IN TURKEY	48	0.06%	80,536	94.30%
ITHACA GUNS USA	46	0.05%	80,582	94.36%
NORTH AMER ARMS	46	0.05%	80,628	94.41%
NEW ENGLAND FIREARM	45	0.05%	80,673	94.46%
HIGH STANDARD MFG CO	44	0.05%	80,717	94.51%
CRESCENT FIREARMS CO	43	0.05%	80,760	94.56%
FEG UNION	43	0.05%	80,803	94.61%
MAUSER	43	0.05%	80,846	94.67%
U.S. ARMS CORP	43	0.05%	80,889	94.72%
PALMETTO ARMORY	42	0.05%	80,931	94.76%
POLYTECHNOLOGIES	42	0.05%	80,973	94.81%
SOVIET UNION (USSR)	42	0.05%	81,015	94.86%
MADE IN BELGIUM	41	0.05%	81,056	94.91%
DERRINGER CORP.	41	0.05%	81,097	94.96%
WICHESTER	41	0.05%	81,138	95.01%
INTERNATNL ARMAMENT	40	0.05%	81,178	95.05%

STERLING ARMS	40	0.05%	81,218	95.10%
AA ARMS CORP	38	0.04%	81,256	95.15%
ANDERSON MFR	38	0.04%	81,294	95.19%
DIAMONDBACK ARMS INC	38	0.04%	81,332	95.23%
IVER JOHNSON ARMS, ROCKLEDGE FL	38	0.04%	81,370	95.28%
MADE IN SPAIN	38	0.04%	81,408	95.32%
FN USA LLC	37	0.04%	81,445	95.37%
LUGER	35	0.04%	81,480	95.41%
COBRA ENTERPRISES INC	34	0.04%	81,514	95.45%
CONN VALLEY ARMS	34	0.04%	81,548	95.49%
PALMETTO	32	0.04%	81,580	95.52%
WESSON FIREARMS CO	32	0.04%	81,612	95.56%
ASTRA	31	0.04%	81,643	95.60%
CLERKE	30	0.04%	81,673	95.63%
HUNTER ARMS CO	30	0.04%	81,703	95.67%
STOEGE INDUSTRIES	30	0.04%	81,733	95.70%
EASTERN ARMS CO.	29	0.03%	81,762	95.74%
FAB NAT DARMES D GUE	29	0.03%	81,791	95.77%
MAVERICK ARMS	29	0.03%	81,820	95.81%
ROGUE DEFENSE LLC	29	0.03%	81,849	95.84%
COBRA	28	0.03%	81,877	95.87%
MADE IN JAPAN	28	0.03%	81,905	95.91%
PARA ORDNANCE	28	0.03%	81,933	95.94%
SARSILMAZ (SAR ARMS)	28	0.03%	81,961	95.97%
FMK FIREARMS	26	0.03%	81,987	96.00%
HAMILTON RIFLE CO	26	0.03%	82,013	96.03%
ARMINIUS	25	0.03%	82,038	96.06%
ROMARM CUGIR	25	0.03%	82,063	96.09%
MADE IN FRANCE	24	0.03%	82,087	96.12%
MAKAROV	24	0.03%	82,111	96.15%
SUNDANCE INDUSTRIES	24	0.03%	82,135	96.17%
WESTERN ARMS CORP.	24	0.03%	82,159	96.20%
ADVANTAGE ARMS	23	0.03%	82,182	96.23%
HERCULES	23	0.03%	82,205	96.26%
MOSIN-NAGANT	23	0.03%	82,228	96.28%
AMERCN TACTICAL IMP	22	0.03%	82,250	96.31%
ENFIELD/ENFIELD LOCK	22	0.03%	82,272	96.33%
GRENDL INC	22	0.03%	82,294	96.36%
IWI (IMI)	22	0.03%	82,316	96.39%
DIAMOND ARMS CO.	21	0.02%	82,337	96.41%
HERITAGE MFG INC	21	0.02%	82,358	96.44%
MASTERPIECE ARMS INC	21	0.02%	82,379	96.46%
VICENZO BERNARDELLI	20	0.02%	82,399	96.48%
MADE IN BRAZIL	20	0.02%	82,419	96.51%

CESKA ZBROJOVKA FOX	20	0.02%	82,439	96.53%
TED WILLIAMS	20	0.02%	82,459	96.55%
BENELLI SPA	19	0.02%	82,478	96.58%
SQUIRES-BINGHAM	19	0.02%	82,497	96.60%
TITAN MFG CO	19	0.02%	82,516	96.62%
ATA ARMS	18	0.02%	82,534	96.64%
HASKELL	18	0.02%	82,552	96.66%
BUSHMASTER	17	0.02%	82,569	96.68%
CHARLES DALY	17	0.02%	82,586	96.70%
DAVENPORT FIREARMS	17	0.02%	82,603	96.72%
GERMAN SPORTS GUNS	17	0.02%	82,620	96.74%
INTERARMS	17	0.02%	82,637	96.76%
RICHARDS, W.	17	0.02%	82,654	96.78%
MADE IN WEST GERMANY	17	0.02%	82,671	96.80%
CENTURY ARMS INC	16	0.02%	82,687	96.82%
FOREHAND ARMS CO.	16	0.02%	82,703	96.84%
PLYMOUTH	16	0.02%	82,719	96.86%
PHELPS MFG. CO.	16	0.02%	82,735	96.88%
U.S. ARMS&CUTLERY CO	16	0.02%	82,751	96.90%
AR15 COM	15	0.02%	82,766	96.91%
BAUER FIREARMS CORP	15	0.02%	82,781	96.93%
COMPAN BRSLRA CRTCHS	15	0.02%	82,796	96.95%
CROSMAN ARMS CO.	15	0.02%	82,811	96.97%
EAGLE ARMS	15	0.02%	82,826	96.98%
EXCAM	15	0.02%	82,841	97.00%
MADE IN ENGLAND	15	0.02%	82,856	97.02%
KESSLER ARMS CORP.	15	0.02%	82,871	97.04%
WEBLEY SCOTT	15	0.02%	82,886	97.05%
ACCU-TEC	14	0.02%	82,900	97.07%
BOITO	14	0.02%	82,914	97.09%
ERMA/ERMA WERKE	14	0.02%	82,928	97.10%
LIBERTY ARMS CO.	14	0.02%	82,942	97.12%
MASSACHUSETTS ARMS	14	0.02%	82,956	97.14%
TEXAS-RANGER-FRNTIER	14	0.02%	82,970	97.15%
STEYR	14	0.02%	82,984	97.17%
TASER	14	0.02%	82,998	97.19%
CTRN DIE & MCH CO	13	0.02%	83,011	97.20%
MADE IN CHINA	13	0.02%	83,024	97.22%
KESSLER	13	0.02%	83,037	97.23%
RPB INDUSTRIES	13	0.02%	83,050	97.25%
STALLARD ARMS	13	0.02%	83,063	97.26%
LH GUN CO.	13	0.02%	83,076	97.28%
STEN	13	0.02%	83,089	97.29%
US FIRE-ARMS MFG INC	13	0.02%	83,102	97.31%

HERMAN WEIHRAUCH	13	0.02%	83,115	97.32%
BARKER,T.	12	0.01%	83,127	97.34%
BAIKAL	12	0.01%	83,139	97.35%
80 PERCENT ARMS	12	0.01%	83,151	97.36%
FULL METAL JACKET	12	0.01%	83,163	97.38%
FOREHANDEWADWORTH	12	0.01%	83,175	97.39%
MAADI	12	0.01%	83,187	97.41%
STAG ARM	12	0.01%	83,199	97.42%
THOMPSON CENTER ARMS	12	0.01%	83,211	97.43%
UNIVERSAL FIREARM CO	12	0.01%	83,223	97.45%
VOLTRAN AV SILAHARI	12	0.01%	83,235	97.46%
AUTO-ORDNANCE CORP	11	0.01%	83,246	97.48%
AERO PRECISION INC	11	0.01%	83,257	97.49%
MADE IN CZECHSLOVAKIA	11	0.01%	83,268	97.50%
COLLATH	11	0.01%	83,279	97.51%
HY HUNTER	11	0.01%	83,290	97.53%
INDUST ARMI GALESI	11	0.01%	83,301	97.54%
JOHNSON ARMS	11	0.01%	83,312	97.55%
NEW ENGLAND ARMS CO.	11	0.01%	83,323	97.57%
NAVY ARMS CO.	11	0.01%	83,334	97.58%
PACHMAYR GUN WORKS	11	0.01%	83,345	97.59%
SABOTTI & TANFOLGLIO	11	0.01%	83,356	97.60%
TEXAS RANGER	11	0.01%	83,367	97.62%
TACTICAL SOLUTIONS	11	0.01%	83,378	97.63%
ARES ARMS, LLC	10	0.01%	83,388	97.64%
COAST-TO-COAST STORS	10	0.01%	83,398	97.65%
CALWESTCO INC	10	0.01%	83,408	97.67%
EURO AMERICAN ARMORY	10	0.01%	83,418	97.68%
HAMILTON	10	0.01%	83,428	97.69%
JUGGERNAUT TACTICAL, INC	10	0.01%	83,438	97.70%
PEOPLES REPBLIC CHINA	10	0.01%	83,448	97.71%
RINO GALESI	10	0.01%	83,458	97.72%
YOUNG AMERICAN	10	0.01%	83,468	97.74%
CONTINENTAL ARMS CO	9	0.01%	83,477	97.75%
COOEY	9	0.01%	83,486	97.76%
GEN PRE CORP TALON	9	0.01%	83,495	97.77%
HNRY REPATNG RFLE CO	9	0.01%	83,504	97.78%
INTRCNTNENTAL ARMS	9	0.01%	83,513	97.79%
DESERT EAGLE	9	0.01%	83,522	97.80%
MERIDEN FIREARMS CO.	9	0.01%	83,531	97.81%
MAGNUM RESEARCH	9	0.01%	83,540	97.82%
MONDIAL(BLANK PSTLS)	9	0.01%	83,549	97.83%
PRECISE IMPORTS CO	9	0.01%	83,558	97.84%
ROMANIA/RUMANIA	9	0.01%	83,567	97.85%

SENTINAL ARMS	9	0.01%	83,576	97.86%
SPHINX ENGINEERING	9	0.01%	83,585	97.87%
STERLING	9	0.01%	83,594	97.88%
F D'ARMI F TANFOGLIO	9	0.01%	83,603	97.89%
ARMS CORP OF AMERICA	8	0.01%	83,611	97.90%
ARMSCOR	8	0.01%	83,619	97.91%
AMERICAN DERRINGER C	8	0.01%	83,627	97.92%
MADE IN ARGENTINA	8	0.01%	83,635	97.93%
A. J. AUBREY	8	0.01%	83,643	97.94%
BEAR CREEK ARSENAL	8	0.01%	83,651	97.95%
BALDWIN CO.	8	0.01%	83,659	97.96%
BULLDOG	8	0.01%	83,667	97.97%
BURGO	8	0.01%	83,675	97.98%
COBRAY FIREARMS	8	0.01%	83,683	97.99%
CANIK 55	8	0.01%	83,691	98.00%
DEL-TON INC	8	0.01%	83,699	98.01%
MADE IN EGYPT	8	0.01%	83,707	98.02%
FREEDOM ARMS CO	8	0.01%	83,715	98.02%
GHOST FIREARMS	8	0.01%	83,723	98.03%
GIRSAN	8	0.01%	83,731	98.04%
HARTMAN	8	0.01%	83,739	98.05%
HERITAGE ARMS	8	0.01%	83,747	98.06%
JENKINS SPECIAL	8	0.01%	83,755	98.07%
LIBERTY	8	0.01%	83,763	98.08%
LEFEVER	8	0.01%	83,771	98.09%
MENDOZA	8	0.01%	83,779	98.10%
MADE IN MEXICO	8	0.01%	83,787	98.11%
NORTH CHINA IND	8	0.01%	83,795	98.12%
NEW FRONTIER ARMORY	8	0.01%	83,803	98.13%
PLAINFIELD MACHNE CO	8	0.01%	83,811	98.14%
PACK WEST ARMS	8	0.01%	83,819	98.15%
ROSS RIFLE	8	0.01%	83,827	98.16%
ROCK RIVER ARMS	8	0.01%	83,835	98.17%
SPIKES TACTICAL	8	0.01%	83,843	98.17%
VOLUNTEER ENTRPRISES	8	0.01%	83,851	98.18%
ZASTAVA	8	0.01%	83,859	98.19%
ARMORY GUN CO.	7	0.01%	83,866	98.20%
AMERICAN INDUSTRIES	7	0.01%	83,873	98.21%
ARMSCOR PRECISION	7	0.01%	83,880	98.22%
MADE IN AUSTRIA	7	0.01%	83,887	98.23%
BRAVO CO, MFG, INC	7	0.01%	83,894	98.23%
CZAR	7	0.01%	83,901	98.24%
DAVIS, N. R. & SONS	7	0.01%	83,908	98.25%
DEFENSE PROCURE MFG	7	0.01%	83,915	98.26%

DTSCH WFFN&MNTNS FB	7	0.01%	83,922	98.27%
F N MFG INC	7	0.01%	83,929	98.28%
MADE IN HONG KONG	7	0.01%	83,936	98.28%
JENNINGS FINE TUNING	7	0.01%	83,943	98.29%
KASSNAR-FIAS IMPORTS	7	0.01%	83,950	98.30%
MAGTECH	7	0.01%	83,957	98.31%
MOORE,WILLIAM,& CO.	7	0.01%	83,964	98.32%
OLYMPIC	7	0.01%	83,971	98.32%
PREMIER	7	0.01%	83,978	98.33%
POS (PRIDE OF SPAIN)	7	0.01%	83,985	98.34%
QUALITY FIREARMS INC	7	0.01%	83,992	98.35%
UZI	7	0.01%	83,999	98.36%
ROY WEATHERBY	7	0.01%	84,006	98.37%
AMERICAN ARMS INC	6	0.01%	84,012	98.37%
AMERICAN ARMS CO.	6	0.01%	84,018	98.38%
DANIEL DEFENSE INC	6	0.01%	84,024	98.39%
DAEWOO	6	0.01%	84,030	98.39%
EAGLE ARMS	6	0.01%	84,036	98.40%
ECHASA	6	0.01%	84,042	98.41%
GERSTENBERGER EBERWE	6	0.01%	84,048	98.41%
FALCO	6	0.01%	84,054	98.42%
FABRINOR ARMA CORTA	6	0.01%	84,060	98.43%
FAB MILITAR DE BRACO	6	0.01%	84,066	98.44%
STRLNGWRTH/A H FOX	6	0.01%	84,072	98.44%
COMMANCHE	6	0.01%	84,078	98.45%
LOWER, JOHN P.	6	0.01%	84,084	98.46%
LONE WOLF R&D LLC	6	0.01%	84,090	98.46%
LEWIS MACHINE&TOOL	6	0.01%	84,096	98.47%
NEWPORT	6	0.01%	84,102	98.48%
N AMERICAN ARMS CO	6	0.01%	84,108	98.48%
PALMER CHEM. & EQUIP	6	0.01%	84,114	98.49%
PRECISION INDUSTRIES	6	0.01%	84,120	98.50%
PIONEER ARMS CORP	6	0.01%	84,126	98.51%
REPLICA ARMS	6	0.01%	84,132	98.51%
REPUBLIC ARMS INC	6	0.01%	84,138	98.52%
SECURITY IND.OF AMER	6	0.01%	84,144	98.53%
SIGNATURE MARKETING INC (SMI)	6	0.01%	84,150	98.53%
SILAH MAKINA KLIP	6	0.01%	84,156	98.54%
SALIENT ARMS INTERNATIONAL	6	0.01%	84,162	98.55%
SMITH LC GUN CO	6	0.01%	84,168	98.56%
STANDARD ARMS CO.	6	0.01%	84,174	98.56%
THE AMERICAN	6	0.01%	84,180	98.57%
GOLDEN WEST(TALON)	6	0.01%	84,186	98.58%
VALTRO	6	0.01%	84,192	98.58%

YANKEE HILL MACHINE	6	0.01%	84,198	98.59%
ARMY SAN MARCO	5	0.01%	84,203	98.60%
BAUSKA ARMS	5	0.01%	84,208	98.60%
BRITISH ENFIELD	5	0.01%	84,213	98.61%
COBOLT	5	0.01%	84,218	98.61%
DAISY (HEDDON)	5	0.01%	84,223	98.62%
DICKSON	5	0.01%	84,228	98.63%
DICKINSON, E.L.	5	0.01%	84,233	98.63%
ECLIPSE	5	0.01%	84,238	98.64%
HERMAN	5	0.01%	84,243	98.64%
HATFIELD GUN CO	5	0.01%	84,248	98.65%
HOOD FIREARMS CO.	5	0.01%	84,253	98.65%
HOLLAND & HOLLAND	5	0.01%	84,258	98.66%
MADE IN HUNGARY	5	0.01%	84,263	98.67%
HOWA/HOWA LTD.	5	0.01%	84,268	98.67%
INTERSTATE ARMS CO	5	0.01%	84,273	98.68%
S. M. L. E.	5	0.01%	84,278	98.68%
LEINAD	5	0.01%	84,283	98.69%
LUDWIG LOEWE	5	0.01%	84,288	98.70%
MIROKU FIREARM CO.	5	0.01%	84,293	98.70%
MIL. ARM. CORP.(MAC)	5	0.01%	84,298	98.71%
OJANGUREN & VIDOSA	5	0.01%	84,303	98.71%
RILEY DEFENSE INC	5	0.01%	84,308	98.72%
SPESCO	5	0.01%	84,313	98.72%
TRADITIONS, INC	5	0.01%	84,318	98.73%
VECTOR ARMS	5	0.01%	84,323	98.74%
WARD BURTON	5	0.01%	84,328	98.74%
RICHARDS, WESTLEY	5	0.01%	84,333	98.75%
A. B. DISTRIBUTORS	4	0.00%	84,337	98.75%
ARMS CORP OF AMERICA	4	0.00%	84,341	98.76%
ACHA HERMANOS	4	0.00%	84,345	98.76%
FIGHTLITE INDUSTRIES	4	0.00%	84,349	98.77%
AMERCN FIREARMS CORP	4	0.00%	84,353	98.77%
AMERICAN DERRING CO	4	0.00%	84,357	98.78%
ANSCHUTZ AND SAVAGE	4	0.00%	84,361	98.78%
AMERICAN SPIRIT ARMS	4	0.00%	84,365	98.79%
ARLINGTON ORDNANCE	4	0.00%	84,369	98.79%
ARMY SPORT	4	0.00%	84,373	98.80%
ASTON (W. OR H.)	4	0.00%	84,377	98.80%
ARTISTIC ARMS	4	0.00%	84,381	98.80%
AMERICAN WPNS CORP	4	0.00%	84,385	98.81%
FRANKLIN, BEN	4	0.00%	84,389	98.81%
AMERICA BLISS & GOODYEAR	4	0.00%	84,393	98.82%
BM	4	0.00%	84,397	98.82%

GREGORIO BOLUMBURU	4	0.00%	84,401	98.83%
BRIDGE GUN CO.	4	0.00%	84,405	98.83%
BARRETT FIREARMS MFG	4	0.00%	84,409	98.84%
BROWN MFG. CO.	4	0.00%	84,413	98.84%
BESCHI, MARIO	4	0.00%	84,417	98.85%
BUTLER ASOCIATES, INC	4	0.00%	84,421	98.85%
BOHNMISCHE WAFFNFBRK	4	0.00%	84,425	98.86%
CALIFORNIA ARMS	4	0.00%	84,429	98.86%
CMMG, INC	4	0.00%	84,433	98.87%
CHARTER 2000	4	0.00%	84,437	98.87%
DAVIS ARMS	4	0.00%	84,441	98.87%
L. C. DAVIS	4	0.00%	84,445	98.88%
DEFENDER	4	0.00%	84,449	98.88%
EUROPEAN AMER ARMS	4	0.00%	84,453	98.89%
EIG CUTLERY	4	0.00%	84,457	98.89%
ESSEX ARMS CORP.	4	0.00%	84,461	98.90%
EASTERN	4	0.00%	84,465	98.90%
ESTUL, INC.	4	0.00%	84,469	98.91%
FBN	4	0.00%	84,473	98.91%
FEATHER ENTERPRISE	4	0.00%	84,477	98.92%
FAB DARMES FRAT PIE	4	0.00%	84,481	98.92%
FRANCHI	4	0.00%	84,485	98.93%
FIREARMS INTL CORP	4	0.00%	84,489	98.93%
H&D FOLSOM ARMS CO	4	0.00%	84,493	98.94%
FIRE STORM	4	0.00%	84,497	98.94%
GMBLE STRS/GMBLE SKG	4	0.00%	84,501	98.94%
GOLDEN STATE ARMS	4	0.00%	84,505	98.95%
GROUP INDUSTRIES	4	0.00%	84,509	98.95%
HERTER'S INC.	4	0.00%	84,513	98.96%
HOLT, SAM	4	0.00%	84,517	98.96%
HUSQVARNA	4	0.00%	84,521	98.97%
IMBEL	4	0.00%	84,525	98.97%
INTERDYNAMIC	4	0.00%	84,529	98.98%
ISSC AUSTRIA	4	0.00%	84,533	98.98%
JD MACHINE TECH, INC	4	0.00%	84,537	98.99%
KEYSTONE ARMS CO.	4	0.00%	84,541	98.99%
KNIGHT ARMAMENT	4	0.00%	84,545	99.00%
LEFAUCHEUX	4	0.00%	84,549	99.00%
LITHGOW	4	0.00%	84,553	99.01%
MANNLICHER/CARCANO	4	0.00%	84,557	99.01%
MANUFRANCE	4	0.00%	84,561	99.02%
MARTIGNY	4	0.00%	84,565	99.02%
MENTA AUGUST MENZ	4	0.00%	84,569	99.02%
JOHN MEUNIER GUN CO	4	0.00%	84,573	99.03%

MACHINIST GRP CO, MGC TACTICAL	4	0.00%	84,577	99.03%
AMERICAN GUN COMPANY LLC	4	0.00%	84,581	99.04%
MANHURIN, S.A.	4	0.00%	84,585	99.04%
MALAGASY REPUBLIC	4	0.00%	84,589	99.05%
N AMERICAN ARMS CORP	4	0.00%	84,593	99.05%
ORTGIES-DEUTSCHEWERKE BERLIN	4	0.00%	84,597	99.06%
MADE IN PHILIPPINES	4	0.00%	84,601	99.06%
RADICAL FIREARMS, LLC	4	0.00%	84,605	99.07%
RANDALL MFG CO	4	0.00%	84,609	99.07%
ROMER/ROMERWERK	4	0.00%	84,613	99.08%
SPANISH SAHARA	4	0.00%	84,617	99.08%
ST. LOUIS ARMS CO.	4	0.00%	84,621	99.09%
OLYMPIC ARMS	4	0.00%	84,625	99.09%
SILE DSTRBUTRS, INC.	4	0.00%	84,629	99.09%
SAEILO MFG IND	4	0.00%	84,633	99.10%
SPESCO CORP.	4	0.00%	84,637	99.10%
MADE IN SWEDEN	4	0.00%	84,641	99.11%
SERRIFILE INC	4	0.00%	84,645	99.11%
STAGGS BILT PRODUCTS	4	0.00%	84,649	99.12%
SWIFT MFG CO	4	0.00%	84,653	99.12%
TRABZON TISAS	4	0.00%	84,657	99.13%
TANFOLGLIO,F(TARGA)	4	0.00%	84,661	99.13%
THOMAS ARMS CO.	4	0.00%	84,665	99.14%
TRIPP RESEARCH	4	0.00%	84,669	99.14%
TULSKI-KOROVIN	4	0.00%	84,673	99.15%
TROY INDUSTRIES	4	0.00%	84,677	99.15%
ALDO UBERTI	4	0.00%	84,681	99.16%
UNIQUE	4	0.00%	84,685	99.16%
USELTON ARMS	4	0.00%	84,689	99.17%
WEHER	4	0.00%	84,693	99.17%
WEBLEY-FOSBERY	4	0.00%	84,697	99.17%
WHITNEY FIREARMS CO.	4	0.00%	84,701	99.18%
BRITARMS OF ENGLAND	3	0.00%	84,704	99.18%
ACTION 1920 MODEL	3	0.00%	84,707	99.19%
AKKR SLH SNY TIC,LTD	3	0.00%	84,710	99.19%
ADAMS ARMS, LLC	3	0.00%	84,713	99.19%
BELKNAP HARDWARE	3	0.00%	84,716	99.20%
BOND ARMS	3	0.00%	84,719	99.20%
BREVETTATE IND ARMI	3	0.00%	84,722	99.20%
BIRMINGHAM SMALL ARM	3	0.00%	84,725	99.21%
BUFFALO ARMS CORP	3	0.00%	84,728	99.21%
CARCANO	3	0.00%	84,731	99.21%
CENTURY INT ARMS INC	3	0.00%	84,734	99.22%
COP, INC	3	0.00%	84,737	99.22%

COLTON FIREARMS CO.	3	0.00%	84,740	99.22%
CHIAPPA FIREARMS LTD	3	0.00%	84,743	99.23%
DAKOTA	3	0.00%	84,746	99.23%
DOUGLAS	3	0.00%	84,749	99.24%
ERQUIGA,MGRUZA,Y CIA	3	0.00%	84,752	99.24%
FABRIQUE DARMES	3	0.00%	84,755	99.24%
FEDERAL ORDNANCE	3	0.00%	84,758	99.25%
FIALA ARMS&EQUIP.CO.	3	0.00%	84,761	99.25%
FIELD & FIRESIDE	3	0.00%	84,764	99.25%
GREENFIELD	3	0.00%	84,767	99.26%
HIBBARD SPENCER BART	3	0.00%	84,770	99.26%
HAWK INDUSTRIES	3	0.00%	84,773	99.26%
HOBAN MFG. CO.	3	0.00%	84,776	99.27%
IZHMASH (IZHEVSK)	3	0.00%	84,779	99.27%
JERICO FIREARMS	3	0.00%	84,782	99.27%
MONTGOMERY, J. C.	3	0.00%	84,785	99.28%
KIMEL/KIMEL IND.	3	0.00%	84,788	99.28%
KOMMER, THEODOR	3	0.00%	84,791	99.28%
METEOR RIFLES	3	0.00%	84,794	99.29%
NAT. ORDNANCE, INC.	3	0.00%	84,797	99.29%
NORICA	3	0.00%	84,800	99.30%
ORDNANCE MFG. (OMC)	3	0.00%	84,803	99.30%
PARKER-HALE	3	0.00%	84,806	99.30%
QUACKENBUSH, H. M.	3	0.00%	84,809	99.31%
RECK (RECKY)	3	0.00%	84,812	99.31%
RHEINISCHE RHEINMETL	3	0.00%	84,815	99.31%
ROGUE RIFLE CO	3	0.00%	84,818	99.32%
SALAVERRIA, IRAOLA	3	0.00%	84,821	99.32%
SPORTSMAN	3	0.00%	84,824	99.32%
SPORTARMS	3	0.00%	84,827	99.33%
STONER, EUGENE	3	0.00%	84,830	99.33%
TTI INTERNATIONAL	3	0.00%	84,833	99.33%
US REPEATING ARMS CO	3	0.00%	84,836	99.34%
UNITED SPORTING ARMS	3	0.00%	84,839	99.34%
UTAS	3	0.00%	84,842	99.34%
VULCAN	3	0.00%	84,845	99.35%
MADE IN YUGOSLAVIA	3	0.00%	84,848	99.35%
AMERICAN ARMS INT	2	0.00%	84,850	99.35%
AMERICAN ARMS & AMMO	2	0.00%	84,852	99.36%
ACKLEY, P. O.	2	0.00%	84,854	99.36%
ACCU-MATCH INTERNATL	2	0.00%	84,856	99.36%
PEDRO AROSA AGUIRRE	2	0.00%	84,858	99.36%
ARMI E&F	2	0.00%	84,860	99.37%
AMRCN FRNTR FIREARMS	2	0.00%	84,862	99.37%

AMBUSH FIREARMS, INC	2	0.00%	84,864	99.37%
AMER. FIREARM MFG CO	2	0.00%	84,866	99.37%
AGUIRRE Y ARANZABAL	2	0.00%	84,868	99.37%
ACCURACY INT LTD	2	0.00%	84,870	99.38%
AKUS SILAH SAN TIC	2	0.00%	84,872	99.38%
ALKRTSNA FAB ARMAS	2	0.00%	84,874	99.38%
ALLEN, ETHAN, &CO	2	0.00%	84,876	99.38%
ALLEN & WHEELOCK	2	0.00%	84,878	99.39%
AMERICN STND TOOL CO	2	0.00%	84,880	99.39%
ANTONIO GIL & CO	2	0.00%	84,882	99.39%
ARISAKA	2	0.00%	84,884	99.39%
GASPAR ARIZAGA	2	0.00%	84,886	99.40%
ARMINEX	2	0.00%	84,888	99.40%
ARSENAL USA LLC, TX	2	0.00%	84,890	99.40%
ATLAS	2	0.00%	84,892	99.40%
AUTO MAG JURRAS	2	0.00%	84,894	99.41%
ADVNCED ARMAMENT,INC	2	0.00%	84,896	99.41%
A W C SYSTMS TCHNLGY	2	0.00%	84,898	99.41%
BEEBE ARMS CO.	2	0.00%	84,900	99.41%
BRUNO BOLOGNINI	2	0.00%	84,902	99.41%
BEISTEGUI	2	0.00%	84,904	99.42%
BAFORD ARMS	2	0.00%	84,906	99.42%
BUYUK HUGLU	2	0.00%	84,908	99.42%
BENJAMIN	2	0.00%	84,910	99.42%
BAT MACHINE CO INC	2	0.00%	84,912	99.43%
BONANZA	2	0.00%	84,914	99.43%
BOONE,DANIEL	2	0.00%	84,916	99.43%
ZBROJOVKA, BRNO	2	0.00%	84,918	99.43%
BERLIN SUHLER WAFFEN	2	0.00%	84,920	99.44%
BENET ARMS	2	0.00%	84,922	99.44%
MADE IN COLOMBIA	2	0.00%	84,924	99.44%
CLARK CUSTOM GUNS	2	0.00%	84,926	99.44%
CHARCO	2	0.00%	84,928	99.44%
CZ GUNS TRADE	2	0.00%	84,930	99.45%
EJ CHURCHILL	2	0.00%	84,932	99.45%
CONSTABLER	2	0.00%	84,934	99.45%
MADE IN CHILE	2	0.00%	84,936	99.45%
CASPIAN ARMS LTD	2	0.00%	84,938	99.46%
CENTENNIAL ARMS	2	0.00%	84,940	99.46%
COTTER & CO.	2	0.00%	84,942	99.46%
CONNECTICUT VLY CLAS	2	0.00%	84,944	99.46%
CZECH SMALL ARMS JABLUNKA	2	0.00%	84,946	99.47%
DOUBLE STAR CORP	2	0.00%	84,948	99.47%
DUCO	2	0.00%	84,950	99.47%

ECHAVE Y ARIZMENDI	2	0.00%	84,952	99.47%
ELITE ARM AMMUNITION	2	0.00%	84,954	99.48%
EAST LAKE INDUSTRIES LLC	2	0.00%	84,956	99.48%
MADE IN EAST GERMANY	2	0.00%	84,958	99.48%
E & R MACHINE,INC.	2	0.00%	84,960	99.48%
ENTREPRISE ARMS INC	2	0.00%	84,962	99.48%
ENFIELD AMERICA	2	0.00%	84,964	99.49%
ESCODIN	2	0.00%	84,966	99.49%
ESSENTIAL ARMS CO	2	0.00%	84,968	99.49%
ESPERANZA	2	0.00%	84,970	99.49%
EUSKARO	2	0.00%	84,972	99.50%
EUROARMS	2	0.00%	84,974	99.50%
EXPRESS	2	0.00%	84,976	99.50%
EXTAR, LLC	2	0.00%	84,978	99.50%
CZECH REPUBLIC	2	0.00%	84,980	99.51%
FAB ARM OR FABARM	2	0.00%	84,982	99.51%
FABRICA D ARMAS-IWA	2	0.00%	84,984	99.51%
F DUSEK OPOTSCHNO	2	0.00%	84,986	99.51%
FEINWERK BAU	2	0.00%	84,988	99.52%
FIREARMS INTL INC	2	0.00%	84,990	99.52%
FAMAE/FAMAP	2	0.00%	84,992	99.52%
ANDREW FYRBERG & CO	2	0.00%	84,994	99.52%
G. A. C.	2	0.00%	84,996	99.52%
GLOBAL MACHINE TOOL	2	0.00%	84,998	99.53%
GECADO	2	0.00%	85,000	99.53%
GENSCHOW GUSTAV E CO	2	0.00%	85,002	99.53%
GREY GHOST PRECISION, LLC	2	0.00%	85,004	99.53%
GEHA	2	0.00%	85,006	99.54%
GLADIATOR	2	0.00%	85,008	99.54%
GOODTIMEOUTDRS(CORE)	2	0.00%	85,010	99.54%
GUARDIAN	2	0.00%	85,012	99.54%
HAERENS TOJHUS	2	0.00%	85,014	99.55%
HARTFORD ARMS CO.	2	0.00%	85,016	99.55%
HAWES	2	0.00%	85,018	99.55%
HORNS CUSTOM RIFLES	2	0.00%	85,020	99.55%
HAFDASA	2	0.00%	85,022	99.56%
HAWK ENGINEERING	2	0.00%	85,024	99.56%
LUXUS ARMS LLC DBA HM DEFENSE	2	0.00%	85,026	99.56%
HARDENED ARMS	2	0.00%	85,028	99.56%
HOLLIS & SONS	2	0.00%	85,030	99.56%
HUGLU	2	0.00%	85,032	99.57%
HYDE	2	0.00%	85,034	99.57%
INDUS ARMI BRESCIANE	2	0.00%	85,036	99.57%
IBERIA FIREARMS	2	0.00%	85,038	99.57%

ICELAND	2	0.00%	85,040	99.58%
MADE IN INDIA	2	0.00%	85,042	99.58%
I M METAL	2	0.00%	85,044	99.58%
INGRAM	2	0.00%	85,046	99.58%
INTER ORDNANCE	2	0.00%	85,048	99.59%
MADE IN IRAN	2	0.00%	85,050	99.59%
ISRAEL ARMS LTD	2	0.00%	85,052	99.59%
ISHAPOR	2	0.00%	85,054	99.59%
ARMY JAEGER	2	0.00%	85,056	99.59%
JERRY'S GUN & AMMO	2	0.00%	85,058	99.60%
JOHN CAMPION	2	0.00%	85,060	99.60%
JONES, GUY T.	2	0.00%	85,062	99.60%
JLD ENTERPRISES	2	0.00%	85,064	99.60%
JRW SPORTS	2	0.00%	85,066	99.61%
KE ARMS	2	0.00%	85,068	99.61%
KIMBALL ARMS CO.	2	0.00%	85,070	99.61%
MADE IN SOUTH KOREA	2	0.00%	85,072	99.61%
KODIAK MFG. CO.	2	0.00%	85,074	99.62%
LANGENHAN FL	2	0.00%	85,076	99.62%
BELLERI, LUIGI	2	0.00%	85,078	99.62%
LAUER CUSTOM WEAPONR	2	0.00%	85,080	99.62%
LAMES	2	0.00%	85,082	99.63%
NEW LONG RNGE.WINNER	2	0.00%	85,084	99.63%
LIBERTY ARMS WORKS	2	0.00%	85,086	99.63%
M D'ARMES ST ETIENNE	2	0.00%	85,088	99.63%
MFG D'ARMES(MAP)	2	0.00%	85,090	99.63%
MFG IMPERIAL DE MTZ.	2	0.00%	85,092	99.64%
FRBCA DE ARM MEX.CTY	2	0.00%	85,094	99.64%
ARMY MAROCCHI	2	0.00%	85,096	99.64%
MERWIN & HUBERT(M&H)	2	0.00%	85,098	99.64%
MIDLAND	2	0.00%	85,100	99.65%
MADISON IMPORT CO.	2	0.00%	85,102	99.65%
MASTER MAG	2	0.00%	85,104	99.65%
MARATHON PRODUCTS INC	2	0.00%	85,106	99.65%
MANHATTAN POCK REV	2	0.00%	85,108	99.66%
MAG TACTICAL SYSTEMS	2	0.00%	85,110	99.66%
NEUMANN	2	0.00%	85,112	99.66%
NEW CAROLINA	2	0.00%	85,114	99.66%
NEWTON	2	0.00%	85,116	99.67%
NEW GUINEA(NOW PAPUA	2	0.00%	85,118	99.67%
NOVESKE	2	0.00%	85,120	99.67%
NEW ENGLND WEST REM	2	0.00%	85,122	99.67%
OLIN-KODENSHA CO	2	0.00%	85,124	99.67%
OMEGA (HANDGUNS)	2	0.00%	85,126	99.68%

ORBEA/BROS.&HERMANOS	2	0.00%	85,128	99.68%
ORDNANCE TECHNOLOGY	2	0.00%	85,130	99.68%
PARAMOUNT	2	0.00%	85,132	99.68%
PARKER/PARKER BROS.	2	0.00%	85,134	99.69%
PLUM CRAZY FIREARMS	2	0.00%	85,136	99.69%
PLANT'S MFG. CO.	2	0.00%	85,138	99.69%
MADE IN POLAND	2	0.00%	85,140	99.69%
PATRIOT DEFENSE ARMS	2	0.00%	85,142	99.70%
PZK	2	0.00%	85,144	99.70%
FRASER	2	0.00%	85,146	99.70%
RECORD MATCH PISTOLS	2	0.00%	85,148	99.70%
REPUBLIC	2	0.00%	85,150	99.70%
RETOLAZA BROS	2	0.00%	85,152	99.71%
REH IND	2	0.00%	85,154	99.71%
RICHLAND ARMS CO.	2	0.00%	85,156	99.71%
JOHN RIGBY & CO	2	0.00%	85,158	99.71%
ROTH-SAUER	2	0.00%	85,160	99.72%
ARSENAL COMPANY	2	0.00%	85,162	99.72%
RASHEED RASHID	2	0.00%	85,164	99.72%
RAPTOR ARMS	2	0.00%	85,166	99.72%
RANCH & SILVA (RTS)	2	0.00%	85,168	99.73%
REXIO S R L	2	0.00%	85,170	99.73%
SABATIER	2	0.00%	85,172	99.73%
SAKO	2	0.00%	85,174	99.73%
SPORTING ARMS MFG	2	0.00%	85,176	99.74%
FELIX SARASQUET & CO	2	0.00%	85,178	99.74%
SACO DEFENSE	2	0.00%	85,180	99.74%
SD TACTICAL ARMS LLC	2	0.00%	85,182	99.74%
SUN DEVIL MFG	2	0.00%	85,184	99.74%
SEDCO INDUSTRIES	2	0.00%	85,186	99.75%
SEECAMP LW	2	0.00%	85,188	99.75%
SHERIDAN PROD., INC.	2	0.00%	85,190	99.75%
SHARPS RIFLE CO	2	0.00%	85,192	99.75%
SMITH(NOT SMTH/WSSN)	2	0.00%	85,194	99.76%
SHOOTERS ARMS MFG	2	0.00%	85,196	99.76%
SMITH MFG COMPANY	2	0.00%	85,198	99.76%
SHINN-A-SIPJA	2	0.00%	85,200	99.76%
SPAIN	2	0.00%	85,202	99.77%
SPANDAU	2	0.00%	85,204	99.77%
SPREEWERK GUNS, CYQ OR CVQ	2	0.00%	85,206	99.77%
SPORTING ARMS CO	2	0.00%	85,208	99.77%
STRAYER TRIPP, INT	2	0.00%	85,210	99.78%
STACCATO 2011	2	0.00%	85,212	99.78%
STARR ARMS CO.	2	0.00%	85,214	99.78%

SALT WORKS RIFLES	2	0.00%	85,216	99.78%
STANLEY ARMS CO.	2	0.00%	85,218	99.78%
STERLINGWORTH II	2	0.00%	85,220	99.79%
MADE IN SWITZERLAND	2	0.00%	85,222	99.79%
T. A. C.	2	0.00%	85,224	99.79%
THOMAS BLAND & SONS	2	0.00%	85,226	99.79%
TACTICS, LLC	2	0.00%	85,228	99.80%
TRI-C-CORP	2	0.00%	85,230	99.80%
TACTICAL MACHINING	2	0.00%	85,232	99.80%
TNW TECHNETWORK	2	0.00%	85,234	99.80%
TAIYO-JUKI	2	0.00%	85,236	99.81%
THOMPSON MACHINE	2	0.00%	85,238	99.81%
TRYON, EDWARD, & CO.	2	0.00%	85,240	99.81%
TS	2	0.00%	85,242	99.81%
'TOWER' BROWN BESS	2	0.00%	85,244	99.81%
UNION ARMS/FIREARMS	2	0.00%	85,246	99.82%
UKRAINE	2	0.00%	85,248	99.82%
ULTIMATE ACCURACY	2	0.00%	85,250	99.82%
UNDERWOOD-ELLIOTT-FI	2	0.00%	85,252	99.82%
U S ORDNANCE	2	0.00%	85,254	99.83%
VULCAN ARMS INC	2	0.00%	85,256	99.83%
VOERE	2	0.00%	85,258	99.83%
VLTOR WEAPONS SYS	2	0.00%	85,260	99.83%
MADE IN VENEZUELA	2	0.00%	85,262	99.84%
WESSN,STEVENS,&MILLR	2	0.00%	85,264	99.84%
WESTERN VALLEY ARMS	2	0.00%	85,266	99.84%
WAFFEN WERKS	2	0.00%	85,268	99.84%
WILK ARMS CO,DIANE	2	0.00%	85,270	99.85%
WORLD ARMS CORP	2	0.00%	85,272	99.85%
WISE LITE ARMS, INC	2	0.00%	85,274	99.85%
WINDHAM WEAPONRY INC	2	0.00%	85,276	99.85%
WYOMING ARMS	2	0.00%	85,278	99.85%
X TREME MACHINING	2	0.00%	85,280	99.86%
ZAYRE	2	0.00%	85,282	99.86%
FARA,ZOLI,GIUSEPPE	2	0.00%	85,284	99.86%
ZHONGZHOU MACHINERWK	2	0.00%	85,286	99.86%
ADVANCE ARMAMENTS	1	0.00%	85,287	99.87%
AMERICAN ARMS	1	0.00%	85,288	99.87%
SCHULER, AUGUST	1	0.00%	85,289	99.87%
AMTEC 2000	1	0.00%	85,290	99.87%
ARMSPORT	1	0.00%	85,291	99.87%
APACHE	1	0.00%	85,292	99.87%
ATC	1	0.00%	85,293	99.87%
AMERICAN WEAPON SYS	1	0.00%	85,294	99.87%

ALEXANDER ARMS	1	0.00%	85,295	99.87%
BATAVIA/BATAVIA LDR	1	0.00%	85,296	99.88%
BIG BEAR ARMS	1	0.00%	85,297	99.88%
B. C. AUTOMATIC	1	0.00%	85,298	99.88%
BREDA	1	0.00%	85,299	99.88%
BABY HAMMERLESS	1	0.00%	85,300	99.88%
B & H SMALL ARMS	1	0.00%	85,301	99.88%
BLLRD RFL CRTRDG,LLC	1	0.00%	85,302	99.88%
BRESCIA ARMAS	1	0.00%	85,303	99.88%
BUDDIE ARMS CO.	1	0.00%	85,304	99.89%
MADE IN BRUNEI	1	0.00%	85,305	99.89%
BERESTIAN & CIA	1	0.00%	85,306	99.89%
CHATELLERAULT	1	0.00%	85,307	99.89%
CONTINENTAL	1	0.00%	85,308	99.89%
COW BOY	1	0.00%	85,309	99.89%
CRUCELEGUI	1	0.00%	85,310	99.89%
CARLO CASSARTELLI	1	0.00%	85,311	99.89%
DAVIS-WARNER ARMS CO	1	0.00%	85,312	99.89%
HENRY DERINGER SR&JR	1	0.00%	85,313	99.90%
DIKAR	1	0.00%	85,314	99.90%
DREADNOUGHT	1	0.00%	85,315	99.90%
DETONICS USA	1	0.00%	85,316	99.90%
EKSEN SILAH SAN TIC	1	0.00%	85,317	99.90%
E3 ARMS, LLC	1	0.00%	85,318	99.90%
FBRC MIL DE ARM PORT	1	0.00%	85,319	99.90%
FALCON	1	0.00%	85,320	99.90%
FED ENGINEERING CORP	1	0.00%	85,321	99.91%
FRANKLIN ARMORY	1	0.00%	85,322	99.91%
F PEDRETTI	1	0.00%	85,323	99.91%
GARATE ANITUA	1	0.00%	85,324	99.91%
GALENA INDUSTRIES	1	0.00%	85,325	99.91%
GENERAL FIREARMS CO	1	0.00%	85,326	99.91%
GIUESEPPE GITTI	1	0.00%	85,327	99.91%
GAMO	1	0.00%	85,328	99.91%
W W GREENER	1	0.00%	85,329	99.91%
GREGORELLI & UMBERTI	1	0.00%	85,330	99.92%
GUSTLOFF	1	0.00%	85,331	99.92%
HENRY GUN CO.	1	0.00%	85,332	99.92%
HISPANO ARGENTINA	1	0.00%	85,333	99.92%
HERO-GEAR LLC	1	0.00%	85,334	99.92%
H S PRECISION,INC	1	0.00%	85,335	99.92%
IRWINDALE ARMS INC	1	0.00%	85,336	99.92%
IMPERIAL	1	0.00%	85,337	99.92%
IMPERIAL METAL PROD	1	0.00%	85,338	99.93%

MADE IN ISRAEL	1	0.00%	85,339	99.93%
JENKS, WILLIAM	1	0.00%	85,340	99.93%
J&R ENGINEERING CO	1	0.00%	85,341	99.93%
KHALAN WEAPONRY	1	0.00%	85,342	99.93%
KHAN	1	0.00%	85,343	99.93%
KOON, INC., H.	1	0.00%	85,344	99.93%
MARKWELL ARMS CO	1	0.00%	85,345	99.93%
MANNLICHER	1	0.00%	85,346	99.93%
MERIDIAN FIREARMS CO	1	0.00%	85,347	99.94%
MKS SUPPLY, INC	1	0.00%	85,348	99.94%
MAN-STOPPER	1	0.00%	85,349	99.94%
METRO ARMS CORP	1	0.00%	85,350	99.94%
MAYNARD	1	0.00%	85,351	99.94%
NEWMAN BROTHERS	1	0.00%	85,352	99.94%
NITRO	1	0.00%	85,353	99.94%
NUMRICH ARMS CORP.	1	0.00%	85,354	99.94%
OAK LEAF	1	0.00%	85,355	99.94%
PARKERHURST, WILLIAM	1	0.00%	85,356	99.95%
PARKER BROS MAKERS	1	0.00%	85,357	99.95%
PASADENA FIREARMS	1	0.00%	85,358	99.95%
PAXTON & GALLEGHER	1	0.00%	85,359	99.95%
PH 5 TACT (PH 5 WSI)	1	0.00%	85,360	99.95%
PERAZZI	1	0.00%	85,361	99.95%
PTR-91	1	0.00%	85,362	99.95%
QUENTIN DEFENSE	1	0.00%	85,363	99.95%
RADOM VIS-35	1	0.00%	85,364	99.96%
REVELLI	1	0.00%	85,365	99.96%
RUSSIAN FEDERAT	1	0.00%	85,366	99.96%
RHONER/RHONIE	1	0.00%	85,367	99.96%
RIO	1	0.00%	85,368	99.96%
ROGER	1	0.00%	85,369	99.96%
RT MFG CO INC	1	0.00%	85,370	99.96%
RIVAL	1	0.00%	85,371	99.96%
MADE IN SIERRE LEONE	1	0.00%	85,372	99.96%
SCHMIDT, HERBERT	1	0.00%	85,373	99.97%
SEDGLY, R F	1	0.00%	85,374	99.97%
SMITH MFG GROUP	1	0.00%	85,375	99.97%
S GRANT & JOS LAND	1	0.00%	85,376	99.97%
STOCK, FRANZ	1	0.00%	85,377	99.97%
A. STROEGER	1	0.00%	85,378	99.97%
AUSTRALIAN AUTO ARMS	1	0.00%	85,379	99.97%
FAB-10	1	0.00%	85,380	99.97%
TAYLOR MFG	1	0.00%	85,381	99.98%
TALON INDUSTRIES INC	1	0.00%	85,382	99.98%

TRI STAR SPTG ARMS	1	0.00%	85,383	99.98%
TRACAOLA, ARANZABAL	1	0.00%	85,384	99.98%
TRU-TEST	1	0.00%	85,385	99.98%
UNION	1	0.00%	85,386	99.98%
URKO	1	0.00%	85,387	99.98%
US AUTOWEAPONS LLC	1	0.00%	85,388	99.98%
USA TACTICAL FIREARMS LLC	1	0.00%	85,389	99.98%
UTICA	1	0.00%	85,390	99.99%
VALMET/VALMET OY	1	0.00%	85,391	99.99%
VICTOR MOD H+R,HS	1	0.00%	85,392	99.99%
WESTERN MARSHAL	1	0.00%	85,393	99.99%
WHIPPET	1	0.00%	85,394	99.99%
WILSHIRE ARMS CO.	1	0.00%	85,395	99.99%
WILTSHIRE ARMS CO.	1	0.00%	85,396	99.99%
WILSON COMBAT	1	0.00%	85,397	99.99%
WILLIAMS ARMS CO	1	0.00%	85,398	100.00%
WOLF	1	0.00%	85,399	100.00%
WORTHINGTON ARMS CO.	1	0.00%	85,400	100.00%
ZEV TECHNOLOGIES	1	0.00%	85,401	100.00%
CANARY ISLANDS	1	0.00%	85,402	100.00%

APPENDIX D: COUNTY CRIME GUN DATA

County	Crime Guns 2010 - 2022	Cumulative Total	Cumulative Percent of all Crime Guns	County Population 2021	County Population Over 18	Crime Guns Per 10,000 People	Crime Guns per 10,000 People 18 Years and Older
LOS ANGELES	140,799	140,799	34.81%	10,019,635	7,850,552	140.52	179.35
SAN BERNARDINO	33,518	174,317	43.10%	2,171,071	1,597,087	154.38	209.87
SACRAMENTO	24,953	199,270	49.27%	1,571,767	1,199,220	158.76	208.08
SAN DIEGO	22,076	221,346	54.73%	3,296,317	2,582,479	66.97	85.48
RIVERSIDE	20,536	241,882	59.81%	2,409,331	1,802,796	85.24	113.91
ORANGE	17,008	258,890	64.01%	3,182,923	2,483,232	53.44	68.49
ALAMEDA	12,710	271,600	67.15%	1,673,133	1,329,045	75.97	95.63
KERN	12,447	284,047	70.23%	905,644	642,656	137.44	193.68
FRESNO	11,935	295,982	73.18%	1,003,150	716,839	118.98	166.49
VENTURA	9,465	305,447	75.52%	845,255	652,005	111.98	145.17
SAN JOAQUIN	8,860	314,307	77.71%	771,406	561,891	114.86	157.68
TULARE	8,030	322,337	79.70%	470,999	325,892	170.49	246.4
CONTRA COSTA	7,824	330,161	81.63%	1,161,643	898,135	67.35	87.11
SANTA CLARA	7,197	337,358	83.41%	1,932,022	1,509,959	37.25	47.66
STANISLAUS	6,081	343,439	84.92%	550,842	400,551	110.39	151.82
SAN FRANCISCO	5,937	349,376	86.38%	865,933	747,739	68.56	79.4
SOLANO	5,742	355,118	87.80%	451,432	350,936	127.2	163.62
SONOMA	4,574	359,692	88.94%	492,498	395,702	92.87	115.59
MONTEREY	4,129	363,821	89.96%	438,953	323,519	94.06	127.63
SHASTA	3,884	367,705	90.92%	181,935	142,312	213.48	272.92
SAN MATEO	3,751	371,456	91.84%	762,488	606,703	49.19	61.83
PLACER	3,715	375,171	92.76%	400,330	310,884	92.8	119.5
SANTA BARBARA	3,257	378,428	93.57%	447,651	347,143	72.76	93.82
MENDOCINO	3,068	381,496	94.33%	91,534	71,947	335.18	426.43
EL DORADO	2,674	384,170	94.99%	190,568	152,500	140.32	175.34
SAN LUIS OBISPO	2,288	386,458	95.55%	282,771	232,556	80.91	98.38
SANTA CRUZ	2,156	388,614	96.09%	272,138	220,153	79.22	97.93
MADERA	1,883	390,497	96.55%	156,304	113,116	120.47	166.47
BUTTE	1,875	392,372	97.02%	217,884	173,574	86.05	108.02
NAPA	1,500	393,872	97.39%	138,795	110,391	108.07	135.88
SUTTER	1,209	395,081	97.69%	99,080	73,301	122.02	164.94
MERCED	1,200	396,281	97.98%	279,150	196,572	42.99	61.05
LAKE	1,024	397,305	98.24%	67,749	53,260	151.15	192.26
NEVADA	888	398,193	98.45%	102,090	84,513	86.98	105.07
YOLO	812	399,005	98.66%	216,703	171,254	37.47	47.41
KINGS	707	399,712	98.83%	151,887	110,539	46.55	63.96
IMPERIAL	583	400,295	98.97%	180,051	128,186	32.38	45.48
HUMBOLDT	544	400,839	99.11%	137,014	110,770	39.7	49.11

TUOLUMNE	519	401,358	99.24%	55,243	45,855	93.95	113.18
MARIN	440	401,798	99.35%	262,387	209,933	16.77	20.96
YUBA	413	402,211	99.45%	80,404	58,106	51.37	71.08
SAN BENITO	408	402,619	99.55%	63,329	46,877	64.43	87.04
CALAVERAS	366	402,985	99.64%	45,349	37,627	80.71	97.27
COLUSA	330	403,315	99.72%	21,780	15,844	151.52	208.28
AMADOR	277	403,592	99.79%	40,095	33,981	69.09	81.52
TRINITY	178	403,770	99.83%	15,818	13,245	112.53	134.39
TEHAMA	156	403,926	99.87%	65,345	49,606	23.87	31.45
SISKIYOU	106	404,032	99.90%	44,151	35,170	24.01	30.14
MONO	105	404,137	99.92%	13,291	10,644	79	98.65
GLENN	79	404,216	99.94%	28,675	20,906	27.55	37.79
LASSEN	53	404,269	99.96%	32,949	27,533	16.09	19.25
MARIPOSA	52	404,321	99.97%	17,225	14,329	30.19	36.29
PLUMAS	39	404,360	99.98%	19,631	16,210	19.87	24.06
MODOC	24	404,384	99.99%	8,723	7,014	27.51	34.22
INYO	22	404,406	99.99%	18,804	14,808	11.7	14.86
SIERRA	18	404,424	100.00%	3,079	2,604	58.46	69.12
ALPINE	16	404,440	100.00%	1,344	1,055	119.05	151.66
DEL NORTE	2	404,442	100.00%	27,655	21,665	0.72	0.92

*Five crime gun entries had no county data. The DOJ identified the county location for the crime guns from their city data. Four crime guns were in Orange County and one was in Ventura County.

Note: Crime gun totals cover years 2010 – 2022 while population data is based on the most recent American Community Survey (ACS) responses for 2021. As such, this table may overestimate crime guns per capita for counties in which the population has trended down over the 13 year period.

APPENDIX E: CITY CRIME GUN DATA

City	Crime Guns 2010-2022	City Population 2021	Population 18 years and Older	Crime Guns Per 1,000 People	Crime Guns per 1,000 People 18 Years and Older
LOS ANGELES	69,413	3,902,440	3,109,589	17.79	22.32
SACRAMENTO	18,110	518,605	402,105	34.92	45.04
FRESNO	9,858	538,678	386,766	18.30	25.49
SAN BERNARDINO	9,185	220,821	158,150	41.59	58.08
SAN DIEGO	9,091	1,385,398	1,114,413	6.56	8.16
LONG BEACH	7,202	466,565	366,912	15.44	19.63
BAKERSFIELD	6,427	398,756	278,876	16.12	23.05
STOCKTON	6,141	317,818	229,750	19.32	26.73
SAN FRANCISCO	5,950	865,933	747,739	6.87	7.96
COMPTON	5,801	96,083	69,064	60.37	83.99
RIVERSIDE	4,073	314,858	238,422	12.94	17.08
SANTA ANA	4,006	313,818	235,353	12.77	17.02
OAKLAND	3,965	437,548	351,604	9.06	11.28
FONTANA	3,963	208,087	148,105	19.04	26.76
LANCASTER	3,937	171,820	123,076	22.91	31.99
OXNARD	3,925	202,981	148,563	19.34	26.42
ONTARIO	3,846	175,223	130,509	21.95	29.47
SAN JOSE	3,822	1,013,337	791,796	3.77	4.83
MODESTO	3,659	217,728	160,462	16.81	22.80
VICTORVILLE	2,958	132,924	92,255	22.25	32.06
POMONA	2,700	151,592	114,133	17.81	23.66
VISALIA	2,568	140,109	99,298	18.33	25.86
HAYWARD	2,477	162,254	127,962	15.27	19.36
SANTA ROSA	2,472	179,213	141,428	13.79	17.48
TORRANCE	2,446	147,156	115,630	16.62	21.15
OCEANSIDE	2,418	174,461	136,730	13.86	17.68
SALINAS	2,374	163,004	112,850	14.56	21.04
PALMDALE	2,296	167,987	118,097	13.67	19.44
ANAHEIM	2,146	348,204	266,688	6.16	8.05
REDDING	2,015	93,251	72,379	21.61	27.84
FAIRFIELD	1,914	118,932	88,842	16.09	21.54
INGLEWOOD	1,891	108,206	83,890	17.48	22.54
SANTA BARBARA	1,854	89,132	74,176	20.80	24.99
VACAVILLE	1,847	102,256	79,782	18.06	23.15
MORENO VALLEY	1,808	208,371	150,162	8.68	12.04
CORONA	1,708	157,844	117,318	10.82	14.56
INDIO	1,559	88,542	70,005	17.61	22.27
WHITTIER	1,556	87,184	66,988	17.85	23.23
FREMONT	1,535	231,502	176,593	6.63	8.69

ROSEVILLE	1,511	145,687	111,489	10.37	13.55
VENTURA	1,488	110,572	87,854	1.35	1.69
PERRIS	1,463	78,106	54,177	18.73	27.00
PITTSBURG	1,458	75,701	58,543	19.26	24.90
VALLEJO	1,437	125,350	99,072	11.46	14.50
SAN LEANDRO	1,434	91,176	74,944	15.73	19.13
HUNTINGTON BEACH	1,433	198,735	161,667	7.21	8.86
CHICO	1,406	103,898	83,942	13.53	16.75
PALM SPRINGS	1,402	44,799	40,792	31.30	34.37
LYNWOOD	1,373	67,497	49,260	20.34	27.87
CHULA VISTA	1,350	274,818	206,961	4.91	6.52
EL CAJON	1,345	106,043	79,192	12.68	16.98
MADERA	1,341	66,173	44,441	20.27	30.17
WATSONVILLE	1,339	52,966	37,090	25.28	36.10
PASADENA	1,306	138,771	113,771	9.41	11.48
PORTERVILLE	1,300	62,164	43,509	20.91	29.88
ELK GROVE	1,282	175,510	128,688	7.30	9.96
ANTIOCH	1,220	114,750	87,211	10.63	13.99
GARDEN GROVE	1,188	172,708	135,440	6.88	8.77
HESPERIA	1,185	99,287	68,998	11.94	17.17
RANCHO CUCAMONGA	1,164	173,946	133,249	6.69	8.74
LODI	1,158	66,107	48,296	17.52	23.98
LA PUENTE	1,145	38,447	29,729	29.78	38.51
CLOVIS	1,130	118,488	83,622	9.54	13.51
NORWALK	1,121	103,330	78,933	10.85	14.20
GLENDALE	1,111	196,512	161,264	5.65	6.89
SOUTH GATE	1,109	93,308	69,142	11.89	16.04
RICHMOND	1,088	115,677	90,643	9.41	12.00
UPLAND	1,083	78,624	61,659	13.77	17.56
GARDENA	1,038	60,917	48,871	17.04	21.24
WEST COVINA	1,033	109,396	87,302	9.44	11.83
CARSON	1,032	95,104	75,730	10.85	13.63
MANTECA	1,022	82,408	61,011	12.40	16.75
RIALTO	1,019	103,799	74,868	9.82	13.61
TULARE	1,016	68,395	44,678	14.85	22.74
HEMET	995	88,903	66,161	11.19	15.04
NAPA	987	79,700	62,459	12.38	15.80
YUBA CITY	986	69,540	51,883	1.42	1.90
ESCONDIDO	977	151,443	115,012	6.45	8.49
UKIAH	971	16,728	12,312	58.05	78.87
MONTEBELLO	967	62,828	49,182	15.39	19.66
RANCHO CORDOVA	960	78,358	58,067	12.25	16.53
TURLOCK	958	72,494	53,066	13.21	18.05
DALY CITY	936	104,914	88,252	0.89	1.06

FULLERTON	926	142,964	109,896	6.48	8.43
HAWTHORNE	919	87,863	65,184	10.46	14.10
BARSTOW	915	25,123	16,689	36.42	54.83
DOWNEY	909	114,293	87,486	7.95	10.39
APPLE VALLEY	876	27,176	19,451	3.22	4.50
CITRUS HEIGHTS	872	87,521	69,471	9.96	12.55
MERCED	864	85,993	60,066	10.05	14.38
LIVERMORE	845	88,403	68,440	9.56	12.35
TEHACHAPI	830	13,346	10,821	62.19	76.70
PICO RIVERA	821	62,383	49,142	13.16	16.71
BELLFLOWER	806	79,070	59,505	10.19	13.55
CHINO	802	90,279	70,139	8.88	11.43
BALDWIN PARK	788	72,813	56,544	10.82	13.94
PLACERVILLE	778	10,777	8,632	72.19	90.13
ORANGE	775	139,195	110,421	5.57	7.02
NORTH HIGHLANDS	767	48,424	35,847	15.84	21.40
CONCORD	763	125,769	98,564	6.07	7.74
CAMARILLO	729	70,593	55,539	10.33	13.13
BURBANK	719	107,364	87,090	6.70	8.26
LAKESIDE*	702	22,803	17,260	3.08	4.07
HIGHLAND	698	56,733	40,102	12.30	17.41
CARMICHAEL	690	77,358	62,136	8.92	11.10
COLTON	682	53,894	39,472	12.65	17.28
ANDERSON	674	11,208	8,314	60.14	81.07
ROSAMOND	670	20,574	14,383	32.57	46.58
EL MONTE	666	110,144	84,738	6.05	7.86
SANTA MONICA	621	92,828	78,994	6.69	7.86
BLYTHE	618	18,125	14,652	34.10	42.18
VISTA	608	98,651	74,531	6.16	8.16
NATIONAL CITY	602	56,846	44,377	1.06	1.36
THOUSAND OAKS	600	127,274	100,575	4.71	5.97
MENIFEE	595	101,089	75,383	5.89	7.89
PARAMOUNT	590	53,904	39,089	10.95	15.09
LA MESA	586	61,040	48,501	9.60	12.08
SAN PABLO	583	31,975	23,257	18.23	25.07
BELL GARDENS	578	39,870	28,313	14.50	20.41
JURUPA VALLEY	578	104,684	75,762	5.52	7.63
HUNTINGTON PARK	576	55,439	40,676	10.39	14.16
SANTA PAULA	574	30,741	22,065	18.67	26.01
SANTA CLARITA	573	227,182	167,960	2.52	3.41
DELANO	569	52,206	38,865	10.90	14.64
TEMECULA	563	109,376	77,979	5.15	7.22
ARCADIA	561	56,697	44,052	9.89	12.73
REDWOOD CITY	559	83,905	65,790	0.67	0.85

COSTA MESA	553	112,148	89,907	4.93	6.15
LAKEWOOD	550	82,419	65,056	6.67	8.45
AUBURN	536	13,738	11,363	39.02	47.17
GILROY	536	58,802	41,840	9.12	12.81
SIMI VALLEY	536	126,809	100,439	4.23	5.34
BERKELEY	530	119,607	104,860	4.43	5.05
AZUSA	524	49,457	38,792	10.60	13.51
ALHAMBRA	512	83,174	68,629	6.16	7.46
SPRING VALLEY*	511	33,649	25,289	1.52	2.02
SANTA CLARA	493	127,922	103,373	3.85	4.77
SOUTH SAN FRANCISCO	492	66,331	54,566	7.42	9.02
SAN JACINTO	481	53,299	38,127	9.02	12.62
WESTMINSTER	481	91,267	71,464	5.27	6.73
CLEARLAKE	478	16,468	12,000	29.03	39.83
RAMONA	474	21,853	17,248	21.69	27.48
LAWNDALE	470	32,035	24,617	14.67	19.09
ADELANTO	469	37,229	24,829	12.60	18.89
SANTA CRUZ	468	62,714	54,869	7.46	8.53
PASO ROBLES	463	31,593	24,251	1.47	1.91
IRVINE	432	297,868	231,528	1.45	1.87
WEST SACRAMENTO	432	53,589	39,369	8.06	10.97
WALNUT CREEK	419	69,876	58,675	6.00	7.14
REDONDO BEACH	415	70,998	54,733	5.85	7.58
BUENA PARK	414	83,974	64,926	4.93	6.38
ALAMEDA	412	78,320	61,780	5.26	6.67
MOUNTAIN VIEW	405	82,409	65,691	4.91	6.17
CULVER CITY	400	40,640	32,661	0.98	1.22
HOLLISTER	398	41,077	29,376	9.69	13.55
PORT HUENEME	396	21,954	16,664	18.04	23.76
REEDLEY	396	25,168	16,966	15.73	23.34
SAN MATEO	395	105,087	83,456	3.76	4.73
LAKE ELSINORE	394	68,822	48,415	5.72	8.14
PATTERSON	390	23,517	15,719	16.58	24.81
MILPITAS	388	79,593	62,135	4.87	6.24
WASCO	387	27,505	20,640	14.07	18.75
COACHELLA	386	42,123	33,819	9.16	11.41
HACIENDA HEIGHTS	385	54,841	44,644	7.02	8.62
YORBA LINDA	374	68,319	52,632	5.47	7.11
LAMONT	372	14,269	9,705	26.07	38.33
SANTA MARIA	372	109,309	75,152	3.40	4.95
MONTCLAIR	370	37,871	27,909	9.77	13.26
RIDGECREST	370	27,989	20,879	13.22	17.72
EASTVALE	369	68,539	48,209	5.38	7.65
YUCCA VALLEY	368	21,663	16,648	1.70	2.21

SUNNYVALE	365	155,550	123,087	2.35	2.97
ROSEMEAD	361	51,698	41,715	6.98	8.65
GALT	359	25,385	19,090	14.14	18.81
PALM DESERT	359	51,081	43,519	7.03	8.25
BRENTWOOD	355	63,618	46,782	5.58	7.59
YUCAIPA	355	54,312	40,509	6.54	8.76
HANFORD	354	57,359	40,680	6.17	8.70
PHELAN	354	18,599	13,177	19.03	26.86
GRASS VALLEY	353	13,550	10,794	26.05	32.70
LINDSAY	352	12,551	8,823	28.05	39.90
GLENDORA	350	52,458	40,424	6.67	8.66
WINDSOR	349	11,313	9,957	3.08	3.51
UNION CITY	348	70,828	57,968	0.49	0.60
FILLMORE	345	16,373	12,072	21.07	28.58
COVINA	339	51,061	40,141	6.64	8.45
SAN DIMAS	335	34,775	27,608	9.63	12.13
FAIR OAKS	333	31,750	25,641	10.49	12.99
SAN CLEMENTE	333	64,600	50,132	5.15	6.64
SANTEE	332	59,679	46,048	5.56	7.21
LINCOLN	326	49,203	37,754	6.63	8.63
ROCKLIN	326	70,317	51,942	4.64	6.28
NEWPORT BEACH	324	85,806	71,543	3.78	4.53
BANNING	321	29,664	22,623	10.82	14.19
MORGAN HILL	319	45,267	33,541	7.05	9.51
CAMPBELL	316	43,954	34,326	7.19	9.21
LOMPOC	310	44,232	32,151	7.01	9.64
LAKE FOREST	308	85,516	67,252	3.60	4.58
BAY POINT	305	24,999	18,547	12.20	16.44
GOLETA	305	32,677	26,069	9.33	11.70
AMERICAN CANYON	302	21,735	16,296	13.89	18.53
FALLBROOK	301	32,999	24,525	9.12	12.27
CARLSBAD	295	114,858	88,650	2.57	3.33
MAYWOOD	294	25,477	18,244	11.54	16.11
ANTELOPE	293	48,421	35,349	6.05	8.29
EXETER	292	10,349	7,057	28.22	41.38
SAN FERNANDO	290	24,086	18,519	12.04	15.66
MISSION VIEJO	289	93,932	74,970	3.08	3.85
PLACENTIA	289	51,951	39,426	5.56	7.33
SEASIDE	289	32,631	24,924	8.86	11.60
SAN MARCOS	288	94,313	69,438	3.05	4.15
BLOOMINGTON	283	22,107	16,671	12.80	16.98
ALTADENA	282	43,384	34,581	6.50	8.15
RIO LINDA	281	17,181	12,672	16.36	22.17
LENNOX	280	21,514	15,920	13.01	17.59

WEST HOLLYWOOD	280	35,678	34,339	7.85	8.15
ARROYO GRANDE	279	18,422	14,723	15.14	18.95
STANTON	275	38,167	28,987	7.21	9.49
ATASCADERO	273	29,771	23,716	9.17	11.51
FOLSOM	270	79,201	60,240	3.41	4.48
ORANGEVALE	269	35,729	28,353	7.53	9.49
LEMOORE	267	26,631	19,759	10.03	13.51
OROVILLE	267	20,409	15,221	13.08	17.54
BELL	262	33,915	24,547	7.73	10.67
DINUBA	259	24,383	15,697	10.62	16.50
PETALUMA	259	60,050	47,668	4.31	5.43
ROWLAND HEIGHTS	258	48,765	39,581	5.29	6.52
OAKLEY	256	42,996	30,994	5.95	8.26
CASTRO VALLEY	254	66,324	52,349	3.83	4.85
MONTEREY	252	30,014	25,373	8.40	9.93
SAN BRUNO	252	43,775	35,681	5.76	7.06
EUREKA	250	26,763	21,818	9.34	11.46
LEMON GROVE	248	27,513	21,169	9.01	11.72
MONROVIA	247	37,999	29,784	6.50	8.29
OAKDALE	245	23,016	16,605	10.64	14.75
SANTA FE SPRINGS	243	18,817	14,611	12.91	16.63
LA HABRA	242	63,287	48,596	3.82	4.98
LA VERNE	242	31,423	25,404	7.70	9.53
SAN LUIS OBISPO	242	47,257	42,081	5.12	5.75
PLEASANTON	238	79,558	60,462	2.99	3.94
VALLEY CENTER	237	11,435	8,552	20.73	27.71
LA MIRADA	235	47,957	38,948	4.90	6.03
DESERT HOT SPRINGS	234	31,988	23,458	7.32	9.98
NORCO	234	26,176	21,193	8.94	11.04
FOUNTAIN VALLEY	224	57,139	45,820	3.92	4.89
MOORPARK	223	36,201	27,790	6.16	8.02
DANA POINT	219	33,327	27,421	6.57	7.99
CLAREMONT	217	36,312	29,925	5.98	7.25
COMMERCE	217	12,459	9,787	17.42	22.17
BRAWLEY	213	26,431	18,159	8.06	11.73
CASTAIC	213	18,017	13,399	11.82	15.90
MONTEREY PARK	208	61,153	50,528	3.40	4.12
MARTINEZ	207	37,308	29,661	5.55	6.98
EAST LOS ANGELES	206	118,964	88,023	1.73	2.34
MALIBU	206	10,915	8,787	18.87	23.44
MARYSVILLE	206	12,451	9,191	16.54	22.41
EMERYVILLE	205	12,747	11,844	16.08	17.31
RIVERBANK	205	24,714	17,680	8.29	11.60
SAN LORENZO	203	30,420	24,174	6.67	8.40

MURRIETA	201	111,096	79,434	1.81	2.53
TUSTIN	201	79,895	59,799	2.52	3.36
LOMITA	200	20,884	16,590	9.58	12.06
ARTESIA	199	16,390	13,037	12.14	15.26
DUARTE	199	21,723	18,084	9.16	11.00
SAN JUAN CAPISTRANO	198	35,319	27,772	5.61	7.13
POWAY	197	49,005	38,179	4.02	5.16
TWENTY NINE PALMS*	197	27,176	19,451	7.25	10.13
SAN GABRIEL	195	39,673	32,573	4.92	5.99
DUBLIN	194	69,818	51,254	2.78	3.79
SHAFTER	193	19,897	13,006	9.70	14.84
EAST PALO ALTO	191	29,888	22,820	6.39	8.37
IMPERIAL BEACH	191	26,375	20,378	7.24	9.37
REDLANDS	188	72,649	55,615	2.59	3.38
TEMPLE CITY	187	36,526	28,747	0.51	0.65
LAGUNA NIGUEL	186	64,608	53,213	2.88	3.50
CHOWCHILLA	185	18,826	14,798	9.83	12.50
HAWAIIAN GARDENS	185	14,178	10,431	13.05	17.74
ROHNERT PARK	185	44,420	35,441	4.16	5.22
PACIFICA	182	38,595	31,062	4.72	5.86
SHASTA LAKE	182	10,399	7,960	17.50	22.86
SONOMA	182	10,819	9,354	16.82	19.46
CERRITOS	181	49,630	40,022	3.65	4.52
MARINA	175	22,246	17,649	7.87	9.92
TRACY	174	92,792	66,996	1.88	2.60
CHINO HILLS	172	78,229	60,541	2.20	2.84
EL DORADO HILLS	172	48,612	36,307	3.54	4.74
DIXON	171	19,038	14,070	8.98	12.15
WOODLAND	169	60,977	46,254	2.77	3.65
TRUCKEE	167	16,850	13,115	0.99	1.27
ALPINE	166	15,648	11,922	10.61	13.92
CALABASAS	165	23,410	18,150	7.05	9.09
WILDOMAR	164	36,511	27,551	4.49	5.95
LOMA LINDA	163	24,712	20,493	6.60	7.95
SOLEDAD	163	25,102	19,219	6.49	8.48
BENICIA	161	27,191	21,502	5.92	7.49
CERES	159	49,132	34,683	3.24	4.58
SOUTH EL MONTE	159	19,860	14,992	8.01	10.61
SOUTH LAKE TAHOE	159	21,355	17,865	7.45	8.90
CAMERON PARK	158	17,790	14,383	8.88	10.99
LA QUINTA	153	37,846	30,762	4.04	4.97
NIPOMO	153	18,440	13,728	8.30	11.15
GRAND TERRACE	152	13,079	10,156	11.62	14.97
DIAMOND BAR	146	55,339	44,123	2.64	3.31

EL CERRITO	145	25,898	21,409	5.60	6.77
SUISUN CITY	138	29,436	22,388	0.47	0.62
GREENFIELD	133	18,833	12,044	7.06	11.04
SIGNAL HILL	133	11,780	9,400	11.29	14.15
GROVER BEACH	132	12,846	9,935	10.28	13.29
CYPRESS	131	50,279	38,118	2.61	3.44
MANHATTAN BEACH	131	35,585	25,777	3.68	5.08
FARMERSVILLE	128	10,441	7,312	12.26	17.51
CUDAHY	126	23,003	16,154	5.48	7.80
AGOURA HILLS*	125	20,362	15,882	6.14	7.87
SAN RAMON	125	85,688	61,718	1.46	2.03
BEAUMONT	124	52,081	35,906	2.38	3.45
ENCINITAS	124	62,140	48,967	2.00	2.53
LOS ALAMITOS	122	11,780	8,965	10.36	13.61
NOVATO	121	53,214	43,023	2.27	2.81
SANGER	118	26,424	18,518	4.47	6.37
BREA	117	46,912	36,523	2.49	3.20
LAGUNA HILLS	117	31,409	25,114	3.73	4.66
CUPERTINO	110	60,681	45,498	1.81	2.42
LIVE OAK	110	16,948	13,775	6.49	7.99
RANCHO PALOS VERDES	110	42,316	33,345	2.60	3.30
AGOURA*	107	20,362	15,882	0.53	0.67
LATHROP	107	28,078	19,726	3.81	5.42
WALNUT	107	28,641	23,122	3.74	4.63
SAN CARLOS	106	30,754	23,484	3.45	4.51
DIAMOND SPRINGS	105	11,545	9,215	9.09	11.39
ALISO VIEJO	104	51,943	38,533	2.00	2.70
MUSCOY	102	10,925	7,527	9.34	13.55
OLIVEHURST	96	16,262	11,971	5.90	8.02
LARKSPUR	95	12,972	10,600	7.32	8.96
RIPON	94	15,961	12,051	5.89	7.80
BEVERLY HILLS	93	32,903	26,431	2.83	3.52
CATHEDRAL CITY	93	51,836	40,706	0.18	0.23
HALF MOON BAY	91	11,792	9,591	7.72	9.49
KING CITY	91	13,419	8,572	0.68	1.06
LOS GATOS	91	33,309	25,826	0.27	0.35
RED BLUFF	91	14,557	10,037	6.25	9.07
DANVILLE	90	43,673	33,229	0.21	0.27
PLEASANT HILL	90	34,649	27,710	2.60	3.25
BURLINGAME	89	31,142	24,104	2.86	3.69
ARVIN	88	19,568	12,431	4.50	7.08
GRANITE BAY	88	21,673	16,756	4.06	5.25
PINOLE	88	19,065	15,679	4.62	5.61

LOS OSOS	87	15,692	12,862	5.54	6.76
SELMA	85	24,545	17,481	3.46	4.86
BIG BEAR CITY	84	12,913	9,895	0.65	0.85
MENLO PARK	84	33,677	25,598	2.49	3.28
CARPINTERIA	79	13,289	10,367	5.94	7.62
LA CRESCENTA*	77	20,149	15,303	0.38	0.50
RANCHO MIRAGE	74	17,129	15,665	4.32	4.72
29 PALMS*	70	27,176	19,451	0.26	0.36
BIG BEAR	70	12,913	9,895	5.42	7.07
HERMOSA BEACH	70	19,787	16,168	3.54	4.33
MILLBRAE	70	23,083	18,597	3.03	3.76
PALO ALTO	67	68,624	52,848	0.98	1.27
BONITA	66	12,970	10,537	5.09	6.26
EL CENTRO	63	44,322	30,336	1.42	2.08
PRUNEDALE	63	19,893	14,597	3.17	4.32
KINGSBURG	62	12,413	9,053	4.99	6.85
LAFAYETTE	61	25,384	19,085	2.40	3.20
LOS BANOS	61	44,421	29,270	1.37	2.08
TAHOE CITY*	61	21,355	17,865	0.29	0.34
ATWATER	60	31,401	22,520	1.91	2.66
HEALDSBURG	59	11,439	9,402	5.16	6.28
DAVIS	58	67,208	57,531	0.86	1.01
HOLLYWOOD	58	35,678	34,339	0.16	0.17
CALIMESA	57	10,053	7,831	5.67	7.28
LADERA RANCH	57	25,526	16,260	2.23	3.51
STEVENSON RANCH	51	19,518	14,356	2.61	3.55
NEWMAN	50	12,154	8,678	4.11	5.76
SAN RAFAEL	50	61,158	48,892	0.82	1.02
LA PALMA	49	15,650	12,583	3.13	3.89
LAGUNA BEACH	49	23,121	19,491	2.12	2.51
PALOS VERDES ESTATES	49	13,403	10,170	3.66	4.82
ORINDA	47	19,497	14,648	2.41	3.21
SEAL BEACH	47	25,216	21,840	1.86	2.15
RANCHO DOMINGUEZ*	44	36,469	27,160	0.12	0.16
MILL VALLEY	43	14,240	11,226	3.02	3.83
AVENAL	42	13,881	9,712	3.03	4.32
MAGALIA	42	10,537	8,716	3.99	4.82
SARATOGA	42	31,194	24,844	1.35	1.69
PARLIER	41	14,666	9,505	2.80	4.31
EL SEGUNDO	40	17,243	13,572	2.32	2.95
SALIDA	39	14,690	11,270	2.65	3.46
SOUTH PASADENA	39	26,837	20,616	1.45	1.89
HERCULES	37	26,050	20,951	1.42	1.77
KERMAN	37	15,817	10,749	2.34	3.44

LAGUNA WOODS	37	17,546	17,487	2.11	2.12
BELMONT	36	28,109	21,504	1.28	1.67
CLAYTON	36	11,136	8,437	3.23	4.27
DELHI	36	10,921	7,710	3.30	4.67
MCKINLEYVILLE	35	16,457	12,860	2.13	2.72
MONTROSE*	35	20,149	15,303	0.17	0.23
NEWARK	35	47,815	38,074	0.73	0.92
SOQUEL	35	10,806	8,653	3.24	4.04
FORTUNA	34	12,480	9,647	2.72	3.52
MC FARLAND	34	14,085	9,209	0.24	0.37
MORRO BAY	34	10,785	9,295	3.15	3.66
S SAN FRAN*	34	66,331	54,566	0.05	0.06
SCOTTS VALLEY	33	12,317	10,269	2.68	3.21
DISCOVERY BAY	32	15,704	12,105	2.04	2.64
LAKE LOS ANGELES	32	12,497	8,531	2.56	3.75
OAK PARK	32	13,561	10,133	2.36	3.16
CALIFORNIA CITY	31	14,914	11,653	0.21	0.27
ORCUTT	30	30,940	23,770	0.97	1.26
ALAMO	29	13,852	11,042	2.09	2.63
CAPITOLA	29	10,041	8,557	2.89	3.39
JURUPA	29	104,684	75,762	0.03	0.04
S SAN FRANCISCO*	29	66,331	54,566	0.04	0.05
FOSTER CITY	28	33,511	25,933	0.08	0.11
WINTON	27	11,623	7,865	2.32	3.43
CANYON LAKE	26	11,071	8,659	2.35	3.00
IMPERIAL	26	19,982	12,524	1.30	2.08
WALNUT PARK	26	16,453	12,264	1.58	2.12
SUSANVILLE	23	16,305	13,932	1.41	1.65
ISLA VISTA	22	15,732	15,319	1.40	1.44
LIVINGSTON	21	14,078	10,013	1.49	2.10
LOS ALTOS	21	31,562	23,668	0.67	0.89
PACIFIC GROVE	21	15,169	12,278	1.38	1.71
SOLANA BEACH	21	13,025	10,287	1.61	2.04
VALINDA	21	21,811	17,358	0.96	1.21
SAN ANSELMO	20	12,795	9,705	0.16	0.21
CALEXICO	19	38,798	27,468	0.49	0.69
QUARTZ HILL	18	10,079	7,971	1.79	2.26
RCHO STA MARG	18	48,190	36,819	0.04	0.05
E PALO ALTO	17	29,888	22,820	0.06	0.07
S EL MONTE	17	19,860	14,992	0.09	0.11
ROSSMOOR	16	11,822	8,868	1.35	1.80
S LAKE TAHOE*	16	21,355	17,865	0.07	0.09
ARCATA	15	19,038	16,901	0.79	0.89
COALINGA	15	17,560	13,720	0.85	1.09

SIERRA MADRE	14	11,253	9,186	1.24	1.52
ALBANY	12	19,958	14,788	0.60	0.81
CORONADO	12	20,627	16,875	0.58	0.71
CORCORAN	11	22,616	18,154	0.49	0.61
MORAGA	11	16,750	13,181	0.07	0.08
MOUNTAIN HOUSE	10	23,132	15,211	0.43	0.66
WOODCREST	10	17,492	13,443	0.57	0.74
CORTE MADERA	9	10,145	7,453	0.09	0.12
HILLSBOROUGH	9	11,390	8,248	0.08	0.11
NORTH TUSTIN	8	25,708	20,215	0.31	0.40
SAN MARINO	8	12,620	9,739	0.63	0.82
STANFORD	8	16,333	15,377	0.49	0.52
CAPISTRANO BEACH	5	35,319	27,772	0.01	0.02
CITY OF SHASTA LAKE	5	10,399	7,960	0.05	0.06
CLEARLAKE PARK	5	16,468	12,000	0.03	0.04
RANCHO STA MARG*	5	48,190	36,819	0.01	0.01
COTO DE CAZA	4	15,873	12,303	0.25	0.33
MENDOTA	4	12,534	7,603	0.32	0.53
PIEDMONT	4	11,368	8,278	0.35	0.48
RANCHO SANTA MARGARITA	4	48,190	36,819	0.08	0.11
CITRUS HTS	3	87,521	69,471	0.00	0.00
ROWLAND HGTS	3	48,765	39,581	0.01	0.01
VIEW PARK	3	11,313	9,957	0.03	0.03
DSRT HOT SPGS	2	31,988	23,458	0.01	0.01
HACIENDA HTS	2	54,841	44,644	0.00	0.00
PLS VRDS EST	2	13,403	10,170	0.01	0.02
W HOLLYWOOD	2	35,678	34,339	0.01	0.01
CALIF CITY	1	14,914	11,653	0.01	0.01
CUCAMONGA	1	173,946	133,249	0.00	0.00
CULVER CTY	1	40,640	32,661	0.00	0.00
LAMIRADA	1	47,957	38,948	0.00	0.00
MURRIETA HOT SPRINGS	1	111,096	79,434	0.00	0.00
N HIGHLANDS	1	48,424	35,847	0.00	0.00
S PASADENA	1	26,837	20,616	0.00	0.00
W SACRAMENTO	1	53,589	39,369	0.00	0.00

*Denotes cities that appear with more than one spelling in either the crime gun or population data and as such crime guns cannot be reliably matched 1:1 with population data.

Note: Crime gun totals cover years 2010 – 2022 while population data is based on the most recent American Community Survey (ACS) responses for 2021. As such, this table may overestimate crime gun per capita totals for cities in which the population has trended down over the 13 year period. To mitigate this overestimation, only cities with 10,000 residents or more are displayed.

APPENDIX F: UNSERIALIZED COUNTY DATA

County	Crime Guns 2010-2022	Cumulative Totals	Proportion of all crime guns	Cumulative proportion	County population 2021	County Population Over 18	Crime Guns per 10,000 People	Crime Guns per 10,000 people over 18
LOS ANGELES	13,148	13,148	32.92%	32.92%	10,019,635	7,850,552	13.12	16.75
SAN BERNARDINO	5,314	18,462	13.30%	46.22%	2,171,071	1,597,087	24.48	33.27
SAN DIEGO	3,498	21,960	8.76%	54.98%	3,296,317	2,582,479	10.61	13.55
RIVERSIDE	1,960	23,920	4.91%	59.88%	2,409,331	1,802,796	8.14	10.87
SACRAMENTO	1,762	25,682	4.41%	64.29%	1,571,767	1,199,220	11.21	14.69
ALAMEDA	1,586	27,268	3.97%	68.26%	1,673,133	1,329,045	9.48	11.93
ORANGE	1,528	28,796	3.83%	72.09%	3,182,923	2,483,232	4.80	6.15
SAN JOAQUIN	1,168	29,964	2.92%	75.01%	771,406	561,891	15.14	20.79
SAN FRANCISCO	1,129	31,093	2.83%	77.84%	865,933	747,739	13.04	15.10
VENTURA	1,026	32,119	2.57%	80.41%	845,255	652,005	12.14	15.74
CONTRA COSTA	1,025	33,144	2.57%	82.97%	1,161,643	898,135	8.82	11.41
STANISLAUS	961	34,105	2.41%	85.38%	550,842	400,551	17.45	23.99
SOLANO	620	34,725	1.55%	86.93%	451,432	350,936	13.73	17.67
KERN	574	35,299	1.44%	88.37%	905,644	642,656	6.34	8.93
SONOMA	453	35,752	1.13%	89.50%	492,498	395,702	9.20	11.45
SAN MATEO	439	36,191	1.10%	90.60%	762,488	606,703	5.76	7.24
TULARE	367	36,558	0.92%	91.52%	470,999	325,892	7.79	11.26
SANTA CLARA	358	36,916	0.90%	92.42%	1,932,022	1,509,959	1.85	2.37
SANTA CRUZ	332	37,248	0.83%	93.25%	272,138	220,153	12.20	15.08
MADERA	325	37,573	0.81%	94.06%	156,304	113,116	20.79	28.73
FRESNO	309	37,882	0.77%	94.84%	1,003,150	716,839	3.08	4.31
PLACER	290	38,172	0.73%	95.56%	400,330	310,884	7.24	9.33
SANTA BARBARA	199	38,371	0.50%	96.06%	447,651	347,143	4.45	5.73
MONTEREY	187	38,558	0.47%	96.53%	438,953	323,519	4.26	5.78
BUTTE	159	38,717	0.40%	96.93%	217,884	173,574	7.30	9.16
MENDOCINO	145	38,862	0.36%	97.29%	91,534	71,947	15.84	20.15
NAPA	136	38,998	0.34%	97.63%	138,795	110,391	9.80	12.32
SHASTA	136	39,134	0.34%	97.97%	181,935	142,312	7.48	9.56
SAN LUIS OBISPO	121	39,255	0.30%	98.27%	282,771	232,556	4.28	5.20
KINGS	100	39,355	0.25%	98.52%	151,887	110,539	6.58	9.05
MARIN	69	39,424	0.17%	98.70%	262,387	209,933	2.63	3.29
SUTTER	67	39,491	0.17%	98.86%	99,080	73,301	6.76	9.14
MERCED	59	39,550	0.15%	99.01%	279,150	196,572	2.11	3.00
YOLO	59	39,609	0.15%	99.16%	216,703	171,254	2.72	3.45
HUMBOLDT	58	39,667	0.15%	99.30%	137,014	110,770	4.23	5.24
SAN BENITO	57	39,724	0.14%	99.45%	63,329	46,877	9.00	12.16
YUBA	48	39,772	0.12%	99.57%	80,404	58,106	5.97	8.26
NEVADA	37	39,809	0.09%	99.66%	102,090	84,513	3.62	4.38

COLUSA	33	39,842	0.08%	99.74%	21,780	15,844	15.15	20.83
IMPERIAL	29	39,871	0.07%	99.81%	180,051	128,186	1.61	2.26
LAKE	16	39,887	0.04%	99.85%	67,749	53,260	2.36	3.00
EL DORADO	15	39,902	0.04%	99.89%	190,568	152,500	0.79	0.98
TRINITY	13	39,915	0.03%	99.92%	15,818	13,245	8.22	9.82
SISKIYOU	9	39,924	0.02%	99.95%	44,151	35,170	2.04	2.56
AMADOR	5	39,929	0.01%	99.96%	40,095	33,981	1.25	1.47
LASSEN	4	39,933	0.01%	99.97%	32,949	27,533	1.21	1.45
MONO	4	39,937	0.01%	99.98%	13,291	10,644	3.01	3.76
TEHAMA	4	39,941	0.01%	99.99%	65,345	49,606	0.61	0.81
GLENN	2	39,943	0.01%	99.99%	28,675	20,906	0.70	0.96
CALAVERAS	1	39,944	0.00%	100.00%	45,349	37,627	0.22	0.27
TUOLUMNE	1	39,945	0.00%	100.00%	55,243	45,855	0.18	0.22

Note: Crime gun totals cover years 2010 – 2022 while population data is based on the most recent American Community Survey (ACS) responses for 2021. As such, this table may overestimate crime guns per capita for counties in which the population has trended down over the 13 year period.

APPENDIX G: UNSERIALIZED CITY DATA

City	Crime Guns 2010-2022	City Population 2021	Population 18 Years and Older	Crime Per 1,000 People	Crime Guns per 1,000 People 18 Years and Older
LOS ANGELES	4,968	3,902,440	3,109,589	1.27	1.6
SAN DIEGO	1,562	1,385,398	1,114,413	1.13	1.4
SAN FRANCISCO	1,132	865,933	747,739	1.31	1.51
SACRAMENTO	1,088	518,605	402,105	2.1	2.71
VICTORVILLE	923	132,924	92,255	6.94	10
COMPTON	867	96,083	69,064	9.02	12.55
STOCKTON	837	317,818	229,750	2.63	3.64
LANCASTER	740	171,820	123,076	4.31	6.01
RIVERSIDE	716	314,858	238,422	2.27	3
FONTANA	641	208,087	148,105	3.08	4.33
MODESTO	634	217,728	160,462	2.91	3.95
SAN BERNARDINO	537	220,821	158,150	2.43	3.4
OXNARD	524	202,981	148,563	2.58	3.53
PALMDALE	506	167,987	118,097	3.01	4.28
LONG BEACH	438	466,565	366,912	0.94	1.19
HAYWARD	418	162,254	127,962	2.58	3.27
ONTARIO	413	175,223	130,509	2.36	3.16
ANAHEIM	363	348,204	266,688	1.04	1.36
HESPERIA	356	99,287	68,998	3.59	5.16
OCEANSIDE	328	174,461	136,730	1.88	2.4
CHULA VISTA	326	274,818	206,961	1.19	1.58
SAN LEANDRO	304	91,176	74,944	3.33	4.06
SANTA ROSA	295	179,213	141,428	1.65	2.09
FAIRFIELD	288	118,932	88,842	2.42	3.24
APPLE VALLEY	286	27,176	19,451	10.52	14.7
RICHMOND	285	115,677	90,643	2.46	3.14
OAKLAND	281	437,548	351,604	0.64	0.8
INGLEWOOD	247	108,206	83,890	2.28	2.94
MADERA	245	66,173	44,441	3.7	5.51
ANTIOCH	235	114,750	87,211	2.05	2.69
VISALIA	230	140,109	99,298	1.64	2.32
BAKERSFIELD	226	398,756	278,876	0.57	0.81
LA PUENTE	223	38,447	29,729	5.8	7.5
WHITTIER	221	87,184	66,988	2.53	3.3
TORRANCE	218	147,156	115,630	1.48	1.89
RANCHO CUCAMONGA	212	173,946	133,249	1.22	1.59
VACAVILLE	210	102,256	79,782	2.05	2.63
HIGHLAND	204	56,733	40,102	3.6	5.09
WATSONVILLE	198	52,966	37,090	3.74	5.34

NORWALK	195	103,330	78,933	1.89	2.47
ESCONDIDO	190	151,443	115,012	1.25	1.65
LYNWOOD	190	67,497	49,260	2.81	3.86
VENTURA	185	110,572	87,854	1.67	2.11
PITTSBURG	182	75,701	58,543	2.4	3.11
INDIO	175	88,542	70,005	1.98	2.5
EL CAJON	169	106,043	79,192	1.59	2.13
MORENO VALLEY	169	208,371	150,162	0.81	1.13
GARDEN GROVE	159	172,708	135,440	0.92	1.17
PASADENA	152	138,771	113,771	1.1	1.34
CARSON	150	95,104	75,730	1.58	1.98
FREMONT	149	231,502	176,593	0.64	0.84
COLTON	148	53,894	39,472	2.75	3.75
BARSTOW	147	25,123	16,689	5.85	8.81
ELK GROVE	146	175,510	128,688	0.83	1.13
TURLOCK	144	72,494	53,066	1.99	2.71
ADELANTO	143	37,229	24,829	3.84	5.76
GLENDALE	139	196,512	161,264	0.71	0.86
PICO RIVERA	139	62,383	49,142	2.23	2.83
LODI	136	66,107	48,296	2.06	2.82
SOUTH GATE	136	93,308	69,142	1.46	1.97
CHICO	135	103,898	83,942	1.3	1.61
MANTECA	135	82,408	61,011	1.64	2.21
CITRUS HEIGHTS	130	87,521	69,471	1.49	1.87
PHELAN	127	18,599	13,177	6.83	9.64
HAWTHORNE	126	87,863	65,184	1.43	1.93
CONCORD	123	125,769	98,564	0.98	1.25
ROSEVILLE	123	145,687	111,489	0.84	1.1
VISTA	119	98,651	74,531	1.21	1.6
FRESNO	114	538,678	386,766	0.21	0.29
PERRIS	113	78,106	54,177	1.45	2.09
RIALTO	112	103,799	74,868	1.08	1.5
EL MONTE	111	110,144	84,738	1.01	1.31
RANCHO CORDOVA	111	78,358	58,067	1.42	1.91
SANTA ANA	110	313,818	235,353	0.35	0.47
PALM SPRINGS	107	44,799	40,792	2.39	2.62
MISSION VIEJO	106	93,932	74,970	1.13	1.41
CLOVIS	104	118,488	83,622	0.88	1.24
HUNTINGTON BEACH	104	198,735	161,667	0.52	0.64
AZUSA	103	49,457	38,792	2.08	2.66
TULARE	103	68,395	44,678	1.51	2.31
DALY CITY	102	104,914	88,252	0.97	1.16
NAPA	95	79,700	62,459	1.19	1.52
ROSEMEAD	93	51,698	41,715	1.8	2.23

LAWNDALE	88	32,035	24,617	2.75	3.57
NATIONAL CITY	88	56,846	44,377	1.55	1.98
UPLAND	84	78,624	61,659	1.07	1.36
SANTA CRUZ	83	62,714	54,869	1.32	1.51
WESTMINSTER	82	91,267	71,464	0.9	1.15
LAKEWOOD	78	82,419	65,056	0.95	1.2
BERKELEY	77	119,607	104,860	0.64	0.73
NORTH HIGHLANDS	77	48,424	35,847	1.59	2.15
GARDENA	76	60,917	48,871	1.25	1.56
HEMET	76	88,903	66,161	0.85	1.15
BELLFLOWER	75	79,070	59,505	0.95	1.26
SANTA CLARA	75	127,922	103,373	0.59	0.73
LENNOX	74	21,514	15,920	3.44	4.65
MONTEBELLO	73	62,828	49,182	1.16	1.48
PARAMOUNT	73	53,904	39,089	1.35	1.87
YUCAIPA	73	54,312	40,509	1.34	1.8
STANTON	71	38,167	28,987	1.86	2.45
EMERYVILLE	70	12,747	11,844	5.49	5.91
HACIENDA HEIGHTS	70	54,841	44,644	1.28	1.57
CAMARILLO	68	70,593	55,539	0.96	1.22
DELANO	68	52,206	38,865	1.3	1.75
SANTA CLARITA	68	227,182	167,960	0.3	0.4
LIVERMORE	67	88,403	68,440	0.76	0.98
REDDING	67	93,251	72,379	0.72	0.93
CHINO	65	90,279	70,139	0.72	0.93
CHINO HILLS	65	78,229	60,541	0.83	1.07
SANTA PAULA	65	30,741	22,065	2.11	2.95
YUBA CITY	64	69,540	51,883	0.92	1.23
BLOOMINGTON	63	22,107	16,671	2.85	3.78
MILPITAS	63	79,593	62,135	0.79	1.01
VALLEJO	63	125,350	99,072	0.5	0.64
BALDWIN PARK	62	72,813	56,544	0.85	1.1
LA MESA	62	61,040	48,501	1.02	1.28
LA MIRADA	62	47,957	38,948	1.29	1.59
SALINAS	60	163,004	112,850	0.37	0.53
COACHELLA	59	42,123	33,819	1.4	1.74
SOUTH SAN FRANCISCO	59	66,331	54,566	0.89	1.08
BELL GARDENS	58	39,870	28,313	1.45	2.05
POMONA	58	151,592	114,133	0.38	0.51
SAN FERNANDO	58	24,086	18,519	2.41	3.13
BLYTHE	55	18,125	14,652	3.03	3.75
BUENA PARK	55	83,974	64,926	0.65	0.85
YUCCA VALLEY	55	21,663	16,648	2.54	3.3

HUNTINGTON PARK	53	55,439	40,676	0.96	1.3
WALNUT CREEK	53	69,876	58,675	0.76	0.9
SAN PABLO	52	31,975	23,257	1.63	2.24
CARLSBAD	51	114,858	88,650	0.44	0.58
DOWNEY	51	114,293	87,486	0.45	0.58
HOLLISTER	51	41,077	29,376	1.24	1.74
LOMPOC	51	44,232	32,151	1.15	1.59
MENIFEE	51	101,089	75,383	0.5	0.68
PATTERSON	51	23,517	15,719	2.17	3.24
SAN JOSE	51	1,013,337	791,796	0.05	0.06
SANTA MARIA	51	109,309	75,152	0.47	0.68
CARMICHAEL	50	77,358	62,136	0.65	0.8
REEDLEY	50	25,168	16,966	1.99	2.95
SAN MARCOS	50	94,313	69,438	0.53	0.72
GILROY	48	58,802	41,840	0.82	1.15
UKIAH	48	16,728	12,312	2.87	3.9
BIG BEAR CITY	47	12,913	9,895	3.64	4.75
LEMON GROVE	47	27,513	21,169	1.71	2.22
REDWOOD CITY	47	83,905	65,790	0.56	0.71
TWENTYNINE PALMS*	47	27,176	19,451	1.73	2.42
WEST COVINA	47	109,396	87,302	0.43	0.54
YORBA LINDA	47	68,319	52,632	0.69	0.89
SAN JACINTO	45	53,299	38,127	0.84	1.18
COVINA	44	51,061	40,141	0.86	1.1
FULLERTON	44	142,964	109,896	0.31	0.4
HANFORD	44	57,359	40,680	0.77	1.08
ORANGE	43	139,195	110,421	0.31	0.39
ARCADIA	42	56,697	44,052	0.74	0.95
EUREKA	42	26,763	21,818	1.57	1.93
MONROVIA	42	37,999	29,784	1.11	1.41
SAN LORENZO	42	30,420	24,174	1.38	1.74
SAN MATEO	42	105,087	83,456	0.4	0.5
CASTRO VALLEY	41	66,324	52,349	0.62	0.78
PORT HUENEME	40	21,954	16,664	1.82	2.4
DESERT HOT SPRINGS	39	31,988	23,458	1.22	1.66
SOUTH EL MONTE	39	19,860	14,992	1.96	2.6
WEST HOLLYWOOD	39	35,678	34,339	1.09	1.14
ALTADENA	38	43,384	34,581	0.88	1.1
FALLBROOK	38	32,999	24,525	1.15	1.55
HAWAIIAN GARDENS	38	14,178	10,431	2.68	3.64
LEMOORE	38	26,631	19,759	1.43	1.92
MERCED	38	85,993	60,066	0.44	0.63
TEHACHAPI	38	13,346	10,821	2.85	3.51
UNION CITY	37	70,828	57,968	0.52	0.64

ARTESIA	36	16,390	13,037	2.2	2.76
LOMA LINDA	36	24,712	20,493	1.46	1.76
PASO ROBLES	36	31,593	24,251	1.14	1.48
SHAFTER	36	19,897	13,006	1.81	2.77
TEMPLE CITY	36	36,526	28,747	0.99	1.25
TUSTIN	36	79,895	59,799	0.45	0.6
BURBANK	35	107,364	87,090	0.33	0.4
BURBANK	35	107,364	87,090	0.33	0.4
DUARTE	35	21,723	18,084	1.61	1.94
DUBLIN	35	69,818	51,254	0.5	0.68
LAKE FOREST	35	85,516	67,252	0.41	0.52
MORGAN HILL	35	45,267	33,541	0.77	1.04
SANTA MONICA	35	92,828	78,994	0.38	0.44
ALAMEDA	34	78,320	61,780	0.43	0.55
FOUNTAIN VALLEY	34	57,139	45,820	0.6	0.74
IMPERIAL BEACH	34	26,375	20,378	1.29	1.67
RIDGECREST	34	27,989	20,879	1.21	1.63
THOUSAND OAKS	34	127,274	100,575	0.27	0.34
CULVER CITY	33	40,640	32,661	0.81	1.01
ROCKLIN	33	70,317	51,942	0.47	0.64
SANTEE	33	59,679	46,048	0.55	0.72
ANDERSON	32	11,208	8,314	2.86	3.85
CALABASAS	32	23,410	18,150	1.37	1.76
GRAND TERRACE	31	13,079	10,156	2.37	3.05
HOLLYWOOD	31	35,678	34,339	0.87	0.9
LINCOLN	31	49,203	37,754	0.63	0.82
SANTA FE SPRINGS	31	18,817	14,611	1.65	2.12
AUBURN	30	13,738	11,363	2.18	2.64
COSTA MESA	30	112,148	89,907	0.27	0.33
MAYWOOD	30	25,477	18,244	1.18	1.64
MONTCLAIR	30	37,871	27,909	0.79	1.07
SIMI VALLEY	30	126,809	100,439	0.24	0.3
WEST SACRAMENTO	30	53,589	39,369	0.56	0.76
ALPINE	29	15,648	11,922	1.85	2.43
MONTEREY PARK	29	61,153	50,528	0.47	0.57
ANTELOPE	28	48,421	35,349	0.58	0.79
BRENTWOOD	27	63,618	46,782	0.42	0.58
FILLMORE	27	16,373	12,072	1.65	2.24
GREENFIELD	27	18,833	12,044	1.43	2.24
GREENFIELD	27	18,833	12,044	1.43	2.24
LOMITA	27	20,884	16,590	1.29	1.63
REDLANDS	27	72,649	55,615	0.37	0.49
GLENDORA	26	52,458	40,424	0.5	0.64
JURUPA VALLEY	26	104,684	75,762	0.25	0.34

LA VERNE	26	31,423	25,404	0.83	1.02
RIVERBANK	26	24,714	17,680	1.05	1.47
CAMPBELL	25	43,954	34,326	0.57	0.73
CASTAIC	25	18,017	13,399	1.39	1.87
CATHEDRAL CITY	25	51,836	40,706	0.48	0.61
CUDAHY	25	23,003	16,154	1.09	1.55
GOLETA	25	32,677	26,069	0.77	0.96
SAN DIMAS	25	34,775	27,608	0.72	0.91
SUISUN CITY	25	29,436	22,388	0.85	1.12
AMERICAN CANYON	24	21,735	16,296	1.1	1.47
CERRITOS	24	49,630	40,022	0.48	0.6
COMMERCE	24	12,459	9,787	1.93	2.45
MUSCOY	24	10,925	7,527	2.2	3.19
SEASIDE	24	32,631	24,924	0.74	0.96
SIGNAL HILL	24	11,780	9,400	2.04	2.55
SONOMA	24	10,819	9,354	2.22	2.57
BRAWLEY	23	26,431	18,159	0.87	1.27
FOLSOM	23	79,201	60,240	0.29	0.38
PALM DESERT	23	51,081	43,519	0.45	0.53
SAN CLEMENTE	23	64,600	50,132	0.36	0.46
SAN JUAN CAPISTRANO	23	35,319	27,772	0.65	0.83
WINDSOR	23	11,313	9,957	2.03	2.31
GALT	22	25,385	19,090	0.87	1.15
PLEASANTON	21	79,558	60,462	0.26	0.35
ROWLAND HEIGHTS	21	48,765	39,581	0.43	0.53
CHOWCHILLA	20	18,826	14,798	1.06	1.35
FAIR OAKS	20	31,750	25,641	0.63	0.78
MILL VALLEY	20	14,240	11,226	1.4	1.78
MOUNTAIN VIEW	20	82,409	65,691	0.24	0.3
MOUNTAIN VIEW	20	82,409	65,691	0.24	0.3
PLACENTIA	20	51,951	39,426	0.38	0.51
ALISO VIEJO	19	51,943	38,533	0.37	0.49
EL CERRITO	19	25,898	21,409	0.73	0.89
EL CERRITO	19	25,898	21,409	0.73	0.89
MOORPARK	19	36,201	27,790	0.52	0.68
MURRIETA	19	111,096	79,434	0.17	0.24
NIPOMO	19	18,440	13,728	1.03	1.38
NOVATO	19	53,214	43,023	0.36	0.44
RIO LINDA	19	17,181	12,672	1.11	1.5
29 PALMS*	18	27,176	19,451	0.66	0.93
BELL	18	33,915	24,547	0.53	0.73
LA QUINTA	18	37,846	30,762	0.48	0.59
ORANGEVALE	18	35,729	28,353	0.5	0.63
SAN LUIS OBISPO	18	47,257	42,081	0.38	0.43

BIG BEAR	17	12,913	9,895	1.32	1.72
CALIMESA	17	10,053	7,831	1.69	2.17
EAST LOS ANGELES	17	118,964	88,023	0.14	0.19
EAST PALO ALTO	17	29,888	22,820	0.57	0.74
LATHROP	17	28,078	19,726	0.61	0.86
MARINA	17	22,246	17,649	0.76	0.96
MENLO PARK	17	33,677	25,598	0.5	0.66
MONTEREY	17	30,014	25,373	0.57	0.67
SAN BRUNO	17	43,775	35,681	0.39	0.48
CORONA	16	157,844	117,318	0.1	0.14
DIXON	16	19,038	14,070	0.84	1.14
GRASS VALLEY	16	13,550	10,794	1.18	1.48
MALIBU	16	10,915	8,787	1.47	1.82
PALOS VERDES ESTATES	16	13,403	10,170	1.19	1.57
RAMONA	16	21,853	17,248	0.73	0.93
WALNUT	16	28,641	23,122	0.56	0.69
WASCO	16	27,505	20,640	0.58	0.78
DANA POINT	15	33,327	27,421	0.45	0.55
IRVINE	15	297,868	231,528	0.05	0.06
LAKE ELSINORE	15	68,822	48,415	0.22	0.31
OAKDALE	15	23,016	16,605	0.65	0.9
REDONDO BEACH	15	70,998	54,733	0.21	0.27
ATASCADERO	14	29,771	23,716	0.47	0.59
BEAUMONT	14	52,081	35,906	0.27	0.39
CERES	14	49,132	34,683	0.28	0.4
ENCINITAS	14	62,140	48,967	0.23	0.29
LINDSAY	14	12,551	8,823	1.12	1.59
MILLBRAE	14	23,083	18,597	0.61	0.75
OROVILLE	14	20,409	15,221	0.69	0.92
RIPON	14	15,961	12,051	0.88	1.16
ROSAMOND	14	20,574	14,383	0.68	0.97
SANTA BARBARA	14	89,132	74,176	0.16	0.19
STEVENSON RANCH	14	19,518	14,356	0.72	0.98
TRACY	14	92,792	66,996	0.15	0.21
VALLEY CENTER	14	11,435	8,552	1.22	1.64
ALHAMBRA	13	83,174	68,629	0.16	0.19
LAGUNA HILLS	13	31,409	25,114	0.41	0.52
PARLIER	13	14,666	9,505	0.89	1.37
SAN GABRIEL	13	39,673	32,573	0.33	0.4
LAGUNA NIGUEL	12	64,608	53,213	0.19	0.23
LAMONT	12	14,269	9,705	0.84	1.24
PETALUMA	12	60,050	47,668	0.2	0.25
POWAY	12	49,005	38,179	0.24	0.31
TEMECULA	12	109,376	77,979	0.11	0.15

AGOURA HILLS*	11	20,362	15,882	0.54	0.69
BANNING	11	29,664	22,623	0.37	0.49
BURLINGAME	11	31,142	24,104	0.35	0.46
EASTVALE	11	68,539	48,209	0.16	0.23
PORTERVILLE	11	62,164	43,509	0.18	0.25
ROHNERT PARK	11	44,420	35,441	0.25	0.31
SAN CARLOS	11	30,754	23,484	0.36	0.47
SELMA	11	24,545	17,481	0.45	0.63
DIAMOND BAR	10	55,339	44,123	0.18	0.23
DSRT HOT SPGS	10	31,988	23,458	0.31	0.43
HALF MOON BAY	10	11,792	9,591	0.85	1.04
LA HABRA	10	63,287	48,596	0.16	0.21
OAKLEY	10	42,996	30,994	0.23	0.32
SOLEDAD	10	25,102	19,219	0.4	0.52
WALNUT PARK	10	16,453	12,264	0.61	0.82
AVENAL	9	13,881	9,712	0.65	0.93
KINGSBURG	9	12,413	9,053	0.73	0.99
MARYSVILLE	9	12,451	9,191	0.72	0.98
RANCHO MIRAGE	9	17,129	15,665	0.53	0.57
ARROYO GRANDE	8	18,422	14,723	0.43	0.54
BENICIA	8	27,191	21,502	0.29	0.37
BONITA	8	12,970	10,537	0.62	0.76
ISLA VISTA	8	15,732	15,319	0.51	0.52
LADERA RANCH	8	25,526	16,260	0.31	0.49
MARTINEZ	8	37,308	29,661	0.21	0.27
NORCO	8	26,176	21,193	0.31	0.38
SAN RAFAEL	8	61,158	48,892	0.13	0.16
SUNNYVALE	8	155,550	123,087	0.05	0.06
CARPINTERIA	7	13,289	10,367	0.53	0.68
CLAREMONT	7	36,312	29,925	0.19	0.23
CLEARLAKE	7	16,468	12,000	0.43	0.58
LOS GATOS	7	33,309	25,826	0.21	0.27
PACIFICA	7	38,595	31,062	0.18	0.23
PRUNEDALE	7	19,893	14,597	0.35	0.48
SOQUEL	7	10,806	8,653	0.65	0.81
GRANITE BAY	6	21,673	16,756	0.28	0.36
LOS ALAMITOS	6	11,780	8,965	0.51	0.67
MANHATTAN BEACH	6	35,585	25,777	0.17	0.23
SAN RAMON	6	85,688	61,718	0.07	0.1
CANYON LAKE	5	11,071	8,659	0.45	0.58
CAPITOLA	5	10,041	8,557	0.5	0.58
HERMOSA BEACH	5	19,787	16,168	0.25	0.31
LA PALMA	5	15,650	12,583	0.32	0.4
LAGUNA BEACH	5	23,121	19,491	0.22	0.26

LOS BANOS	5	44,421	29,270	0.11	0.17
NEWMAN	5	12,154	8,678	0.41	0.58
ORCUTT	5	30,940	23,770	0.16	0.21
PINOLE	5	19,065	15,679	0.26	0.32
SALIDA	5	14,690	11,270	0.34	0.44
SHASTA LAKE	5	10,399	7,960	0.48	0.63
ARVIN	4	19,568	12,431	0.2	0.32
ATWATER	4	31,401	22,520	0.13	0.18
BAY POINT	4	24,999	18,547	0.16	0.22
CORCORAN	4	22,616	18,154	0.18	0.22
LAGUNA WOODS	4	17,546	17,487	0.23	0.23
LOS ALTOS	4	31,562	23,668	0.13	0.17
NEWARK	4	47,815	38,074	0.08	0.11
NEWPORT BEACH	4	85,806	71,543	0.05	0.06
PACIFIC GROVE	4	15,169	12,278	0.26	0.33
RANCHO PALOS VERDES	4	42,316	33,345	0.09	0.12
S EL MONTE	4	19,860	14,992	0.2	0.27
TRUCKEE	4	16,850	13,115	0.24	0.3
ALBANY	3	19,958	14,788	0.15	0.2
ARCATA	3	19,038	16,901	0.16	0.18
BREA	3	46,912	36,523	0.06	0.08
CYPRESS	3	50,279	38,118	0.06	0.08
HEALDSBURG	3	11,439	9,402	0.26	0.32
KING CITY	3	13,419	8,572	0.22	0.35
LOS OSOS	3	15,692	12,862	0.19	0.23
MAGALIA	3	10,537	8,716	0.28	0.34
PALO ALTO	3	68,624	52,848	0.04	0.06
WOODLAND	3	60,977	46,254	0.05	0.06
COALINGA	2	17,560	13,720	0.11	0.15
CUPERTINO	2	60,681	45,498	0.03	0.04
DIAMOND SPRINGS	2	11,545	9,215	0.17	0.22
DINUBA	2	24,383	15,697	0.08	0.13
EL CENTRO	2	44,322	30,336	0.05	0.07
GROVER BEACH	2	12,846	9,935	0.16	0.2
HACIENDA HTS	2	54,841	44,644	0.04	0.04
HERCULES	2	26,050	20,951	0.08	0.1
LAKE LOS ANGELES	2	12,497	8,531	0.16	0.23
LARKSPUR	2	12,972	10,600	0.15	0.19
MC FARLAND	2	14,085	9,209	0.14	0.22
OLIVEHURST	2	16,262	11,971	0.12	0.17
PLACERVILLE	2	10,777	8,632	0.19	0.23
PLEASANT HILL	2	34,649	27,710	0.06	0.07
QUARTZ HILL	2	10,079	7,971	0.2	0.25

RCHO STA MARG	2	48,190	36,819	0.04	0.05
SIERRA MADRE	2	11,253	9,186	0.18	0.22
SOLANA BEACH	2	13,025	10,287	0.15	0.19
WINTON	2	11,623	7,865	0.17	0.25
BELMONT	1	28,109	21,504	0.04	0.05
CALIFORNIA CITY	1	14,914	11,653	0.07	0.09
CORONADO	1	20,627	16,875	0.05	0.06
DANVILLE	1	43,673	33,229	0.02	0.03
DELHI	1	10,921	7,710	0.09	0.13
DISCOVERY BAY	1	15,704	12,105	0.06	0.08
E PALO ALTO	1	29,888	22,820	0.03	0.04
EL SEGUNDO	1	17,243	13,572	0.06	0.07
FOSTER CITY	1	33,511	25,933	0.03	0.04
IMPERIAL	1	19,982	12,524	0.05	0.08
LAFAYETTE	1	25,384	19,085	0.04	0.05
LIVE OAK	1	16,948	13,775	0.06	0.07
LIVE OAK	1	16,948	13,775	0.06	0.07
MCKINLEYVILLE	1	16,457	12,860	0.06	0.08
MENDOTA	1	12,534	7,603	0.08	0.13
MORRO BAY	1	10,785	9,295	0.09	0.11
MOUNTAIN HOUSE	1	23,132	15,211	0.04	0.07
OAK PARK	1	13,561	10,133	0.07	0.1
ORINDA	1	19,497	14,648	0.05	0.07
PIEDMONT	1	11,368	8,278	0.09	0.12
RED BLUFF	1	14,557	10,037	0.07	0.1
ROSSMOOR	1	11,822	8,868	0.08	0.11
SAN MARINO	1	12,620	9,739	0.08	0.1
SEAL BEACH	1	25,216	21,840	0.04	0.05
SOUTH LAKE TAHOE*	1	21,355	17,865	0.05	0.06
SOUTH PASADENA	1	26,837	20,616	0.04	0.05
W SACRAMENTO	1	53,589	39,369	0.02	0.03
WILDOMAR	1	36,511	27,551	0.03	0.04

*Denotes cities that appear with more than one spelling in either the crime gun or population data and as such crime guns cannot be reliably matched 1:1 with population data.

Note: Crime gun totals cover years 2010 – 2022 while population data is based on the most recent American Community Survey (ACS) responses for 2021. As such, this table may overestimate crime guns per capita totals for cities in which the population has trended downward over the 13-year period. To mitigate this overestimation, only cities with 10,000 residents or more are displayed.

1 ROB BONTA
 Attorney General of California
 2 MARK R. BECKINGTON
 Supervising Deputy Attorney General
 3 CHRISTINA R.B. LOPEZ
 Deputy Attorney General
 4 CAROLYN DOWNS
 Deputy Attorney General
 5 TODD GRABARSKY
 Deputy Attorney General
 6 State Bar No. 286999
 300 South Spring Street, Suite 1702
 7 Los Angeles, CA 90013-1230
 Telephone: (213) 269-6044
 8 Fax: (916) 731-2124
 E-mail: Todd.Grabarsky@doj.ca.gov
 9 *Attorneys for Attorney General Rob Bonta in his
 official capacity*

10
 11 IN THE UNITED STATES DISTRICT COURT
 12 FOR THE CENTRAL DISTRICT OF CALIFORNIA
 13
 14

15 **ADAM RICHARDS, et al.,**

16 Plaintiffs,

17 v.

18 **ROB BONTA, in his official capacity
 as Attorney General of California,**

19 Defendant.
 20
 21
 22
 23
 24
 25
 26
 27
 28

Case No.: 8:23-cv-02413 JVS (KESx)

**REQUEST FOR JUDICIAL
 NOTICE IN SUPPORT OF
 DEFENDANT'S MOTION TO
 DISMISS AMENDED
 COMPLAINT**

Date: October 7, 2024
 Time: 1:30 p.m.
 Courtroom: 10C
 Judge: The Honorable James V.
 Selna
 Action Filed: 12/19/2023

1 Pursuant to Federal Rule of Evidence 201, Defendant respectfully requests
2 that the Court take judicial notice of various materials that support Defendant's
3 Motion to Dismiss the Amended Complaint. Defendant respectfully requests that
4 this Court take judicial notice of Exhibits 1-3 attached to the Declaration of Deputy
5 Attorney General Todd Grabarsky, filed concurrently.

6 Federal Rule of Evidence 201(b) provides that a judicially noticed fact must be
7 one "not subject to reasonable dispute" because it is either (1) generally known
8 within the territorial jurisdiction of the trial court or (2) capable of accurate and
9 ready determination by resort to sources whose accuracy cannot readily be
10 questioned. The Court should take judicial notice of the aforementioned exhibits
11 which are official laws, government documents, and hearing records. "[A] court
12 may take judicial notice of 'matters of public record.'" *Lee v. City of Los Angeles*,
13 250 F.3d 668, 689 (9th Cir. 2001) (citing *Mack v. South Bay Beer Distrib.*, 798 F.2d
14 1279, 1282 (9th Cir. 1986)). Government documents that are public records are
15 appropriate subjects for judicial notice. *See, e.g., Cachil Dehe Band of Wintun*
16 *Indians of the Colusa Indian Cmty. v. California*, 547 F.3d 962, 968 n.4 (9th Cir.
17 2008) (government documents on government website); *Daniels-Hall v. Nat'l*
18 *Educ. Ass'n*, 629 F.3d 992, 998-99 (9th Cir. 2010) (same); *Greeson v. Imperial Irr.*
19 *Dist.*, 59 F.2d 529, 531 (9th Cir. 1932) ("[T]he court is bound to take notice of
20 public facts . . . [and] public documents . . .").

21 Judicial notice of above referenced matter is also consistent with California
22 law. The aforementioned documents are properly subject to judicial notice under
23 California Evidence Code sections 451, subdivision (b), and 452, subdivisions (c)
24 (official acts of executive departments), and under California Evidence Code
25 section 452, subdivision (h) (facts and propositions not reasonably subject to
26 dispute and capable of immediate and accurate determination by resort to sources of
27 reasonably indisputable accuracy).

1 In sum, because the Court's consideration of this undisputed material in
2 deciding whether to grant Defendant's Motion to Dismiss the Amended Complaint
3 is appropriate, the Court should grant Defendant's request for judicial notice.
4

5 Dated: August 2, 2024

Respectfully submitted,

6 ROB BONTA
7 Attorney General of California
8 MARK BECKINGTON
9 Supervising Deputy Attorney General
10 CHRISTINA R.B. LOPEZ
11 Deputy Attorney General
12 CAROLYN DOWNS
13 Deputy Attorney General
14

15
16
17
18
19
20
21
22
23
24
25
26
27
28
/s/ Todd Grabarsky
TODD GRABARSKY
Deputy Attorney General
Attorneys for Attorney General Rob
Bonta in his official capacity

- 1
- 2
- 3
- 4
- 5
- 6
- 7
- 8
- 9
- 10
- 11
- 12
- 13
- 14
- 15
- 16
- 17
- 18
- 19
- 20
- 21
- 22
- 23
- 24
- 25
- 26
- 27
- 28

Dated: August 2, 2024

ROB BONTA
Attorney General of California
MARK BECKINGTON
Supervising Deputy Attorney General
CHRISTINA R.B. LOPEZ
Deputy Attorney General
CAROLYN DOWNS
Deputy Attorney General

TODD GRABARSKY
Deputy Attorney General
*Attorneys for Attorney General Rob
Bonta in his official capacity*

C. D. Michel – SBN 144258
 Joshua Robert Dale – SBN 209942
 Tiffany D. Cheuvront – SBN 317144
 MICHEL & ASSOCIATES, P.C.
 180 E. Ocean Blvd., Suite 200
 Long Beach, CA 90802
 Telephone: (562) 216-4444
 Facsimile: (562) 216-4445
cmichel@michellawyers.com

Attorneys for Plaintiffs Adam Richards, Jeffrey Vandermeulen, Gerald Clark, Jesse Harris, On Target Indoor Shooting Range, LLC, Gaalswyk Enterprises, Inc. (D/B/A Smokin' Barrel Firearms), Gun Owners of California, Inc., Gun Owners of America, Inc., Gun Owners Foundation, and California Rifle & Pistol Association, Incorporated

Donald Kilmer – SBN 179986
 Law Offices of Don Kilmer, APC
 14085 Silver Ridge Rd.
 Caldwell, Idaho 83607
 Telephone: (408) 264-8489
Don@DKLawOffice.com

Attorney for Plaintiff The Second Amendment Foundation

UNITED STATES DISTRICT COURT

CENTRAL DISTRICT OF CALIFORNIA

ADAM RICHARDS, an individual;
 JEFFREY VANDERMEULEN, an individual;
 GERALD CLARK, an individual;
 JESSE HARRIS, an individual;
 ON TARGET INDOOR SHOOTING RANGE, LLC;
 GAALSWYK ENTERPRISES, INC. (D/B/A/ SMOKIN' BARREL FIREARMS);
 GUN OWNERS OF CALIFORNIA, INC.;
 GUN OWNERS OF AMERICA, INC.;
 GUN OWNERS FOUNDATION;
 CALIFORNIA RIFLE & PISTOL ASSOCIATION, INCORPORATED;
 and SECOND AMENDMENT FOUNDATION, a California Corporation,

Plaintiffs,

v.

GAVIN NEWSOM, in his official capacity as Governor of the State of California;
 ROBERT BONTA, in his official capacity as Attorney General of the State of California, and DOES 1-10,

Defendants.

Case No.: 8:23-cv-02413 JVS (KESx)

AMENDED AND SUPPLEMENTAL COMPLAINT FOR DECLARATORY & INJUNCTIVE RELIEF

DEMAND FOR JURY TRIAL

1 NOW COME Plaintiffs Adam Richards, Jeffrey Vandermeulen, Gerald Clark,
2 Jesse Harris, On Target Indoor Shooting Range, LLC, Gaalswyk Enterprises, Inc.
3 (D/B/A Smokin' Barrel Firearms), Gun Owners of California, Inc., Gun Owners of
4 America, Inc., Gun Owners Foundation, California Rifle & Pistol Association,
5 Incorporated, and The Second Amendment Foundation, and through their respective
6 counsel, bring this action against Defendant Attorney General Robert Bonta in his
7 official capacity, and make the following amended and supplemental allegations.

8 INTRODUCTION

9 1. Plaintiffs bring this suit to challenge the constitutionality of 2022 Cal.
10 Stat. ch. 995, codified at California Penal Code section 26806, as a result of the
11 passage of Senate Bill (“SB”) 1384 in 2022 (alternatively “section 26806”). Section
12 26806 violates the constitutional rights of Plaintiffs by imposing Orwellian tactics by
13 the state to view and overhear the private and confidential communications of anyone
14 who enters a gun shop, gun show property, or home of a home-based Federal Firearms
15 Licensee (“FFL”).

16 2. Not only does section 26806 violate the individual rights of those patrons,
17 customers, family members, friends, clients, and the FFLs themselves, but it also chills
18 the desire to exercise those rights for fear of being video and audio recorded in
19 communications and situations that are confidential in nature.

20 3. Section 26806 works to discourage persons who do not wish to abdicate
21 their First Amendment, Fourth Amendment, Fifth Amendment, and Fourteenth
22 Amendment rights from entering an FFL shop or private at-home FFL dealer space to
23 exercise their Second Amendment rights.

24 4. Section 26806 also mandates a government taking without just
25 compensation by commandeering space within the FFL businesses or homes for the
26 use of government tracking, and by forcing FFLs to purchase unwanted equipment to
27 carry out the government’s bidding on their private property. Section 26806 also forces
28 dealers who engage in sales at gun shows on rented premises (usually fairgrounds and

1 Plaintiffs' claims for declaratory and injunctive relief are authorized by 28 U.S.C. §§
2 2201 and 2202, respectively, and their claim for attorney's fees is authorized by 42
3 U.S.C. § 1988.

4 9. Venue is proper in this Court under 28 U.S.C. § 1391(b)(2) because a
5 substantial part of the events or omissions giving rise to Plaintiffs' claims occurred in
6 this district. Further, the state of California maintains an office for service of process
7 on the Attorney General in Los Angeles County at 300 South Spring Street, Los
8 Angeles, California 90013-1230.

9 **PARTIES**

10 **Plaintiffs**

11 10. Plaintiff ADAM RICHARDS is a resident of El Dorado County,
12 California. Mr. Richards is a home-based FFL and an attorney that keeps a home office
13 at the same location where he conducts his FFL business. He was forced to become a
14 home-based FFL when the City of Sacramento (where his office is located) made the
15 permitting process so expensive that he could not afford to have the FFL located in the
16 same space as his law firm. Rather than waste thousands of dollars on permitting, Mr.
17 Richards chose to operate his FFL out of a separate structure at his residence. He has
18 been an FFL since approximately 2021. The separate structure where the FFL business
19 is conducted is also his home office where he works approximately 50% of his time on
20 his legal practice. This work includes telephone calls with clients, opposing counsel,
21 law enforcement and others. His family also frequently visits him in the mornings and
22 evenings in this office/FFL space, and having his young children recorded in
23 potentially a partial state of dress before bed and recording private conversations with
24 his children or spouse are greatly concerning to Mr. Richards. Should section 26806's
25 surveillance regime be allowed to continue, Mr. Richards will have to either stop being
26 an FFL or risk exposing his clients and family to privacy violations because of the
27 constant recording. Plaintiff Richards would continue his FFL business and his legal
28 business out of his home were it not for the intrusiveness of SB 1384, which will force

1 him to remove the FFL business from his home.

2 11. Plaintiff JEFFREY VANDERMEULEN is a resident of Amador County,
3 California. Mr. Vandermeulen is a retired police officer in good standing and an FFL.
4 Mr. Vandermeulen operates a retail sales firearm business and online firearm business,
5 named MountainHouse Firearms, where he sells firearms to customers both inside and
6 outside of California. MountainHouse Firearms is a locally owned business
7 specializing in the sale of new and used consignment handguns, rifles, shotguns and
8 accessories. Mr. Vandermeulen also operates a small aerial ash dispersal business out
9 of his home. Through the operation of his multiple enterprises, Mr. Vandermeulen
10 often has private conversations either with customers asking questions about firearm
11 ownership, firearm collections from their families, or conversations with those who are
12 seeking his services to have a loved one's ashes scattered. If Mr. Vandermeulen is
13 forced to record all these private conversations in his home office, his customers would
14 find this surveillance offensive, and he may lose business because of the requirement.
15 He would be forced to place a sign, where these customers could see it, stating that
16 they are being recorded, and he would have the expense of purchasing a commercial
17 security system for his small at-home business. Mr. Vandermeulen would also have
18 additional liability for recording people who have not given their consent to be
19 recorded. Mr. Vandermeulen would also be forced to focus a recording device directly
20 at his computer screen to capture online sales with his out-of-California customers,
21 thus sharing information directly and placing those customers in a situation where the
22 state of California is now monitoring their actions outside of the state as well and to
23 which they did not consent. The cost of implementing SB 1384 along with the added
24 liability and customer disapproval may force Plaintiff Vandermeulen to have to give up
25 his home FFL business.

26 12. Plaintiff GERALD CLARK is a resident of Orange County, California,
27 and he is an NRA-certified and CRPA-certified instructor. Mr. Clark is the Training
28 and Shooting Sports Director for CRPA. Mr. Clark regularly attends gun shows and

1 gun ranges and frequents gun shops. During Mr. Clark's visits to gun shows, ranges,
2 and gun shops where he purchases lawful firearms and ammunition, Mr. Clark has
3 discussions with the FFLs regarding the purchases, his personal information, and
4 discusses politics surrounding the requirements of those purchases. Mr. Clark updates
5 the FFLs on litigation and legislative issues the CRPA is championing. He has political
6 conversations with the FFLs that are private discussions about the current state of gun
7 control in California and what they can do to help protect the rights of the people. Mr.
8 Clark has taught gun safety and training courses for 12 years and teaches those courses
9 at gun shows, ranges, and gun shops. During the training courses, Mr. Clark talks to
10 others about their rights, the importance of membership in the CRPA, and the Second
11 Amendment and other constitutional rights. SB 1384 burdens Mr. Clark's right to
12 engage in otherwise lawful speech in places (FFL counters, closed classes, gun shows,
13 etc.) where he is discussing sensitive issues where he may now be constantly
14 monitored. SB 1384 also prevents Plaintiff Clark from freely communicating with
15 FFLs as to ongoing legal and legislative initiatives for fear of being recorded by the
16 government. The use of recording devices with 24-hour monitoring will chill his ability
17 to speak freely for fear of retribution by the government. But for Defendants' adoption
18 and enforcement of SB 1384, Plaintiff Clark would continue attending, informing,
19 teaching, and participating in gun shows and gun shop events.

20 13. Plaintiff JESSE HARRIS lives in Siskiyou County, California, and is an
21 FFL that operates out of his uncle's tire and tackle shop, where he leases a small space
22 to conduct firearm transfers. Mr. Harris is also a firearms trainer and a field
23 representative for the CRPA. The surveillance requirement of SB 1384 would impact
24 Mr. Harris by driving away customers who do not wish to have their exchanges with
25 Mr. Harris recorded. Mr. Harris has confidential conversations with his customers and
26 discusses many issues affecting gun owners in California. Mr. Harris also works for
27 CRPA as a Field Representative in Northern California and Mr. Harris is running for
28 office in 2024. Mr. Harris feels that his speech about gun control, his campaign, and

1 the current politics of California may be chilled because he will constantly have to
2 wonder if the California Department of Justice (“CA DOJ”) is listening in. Mr. Harris
3 also knows that the owner of the shop has confidential conversations with his attorney
4 in the shop and has non-gun customers that frequent the premises. All of the attorney
5 conversations and the tire and tackle customers who are not buying firearms would be
6 subject to recording 24 hours per day just because Mr. Harris has a small section of the
7 store that he leases. The requirements under SB 1384 are cost prohibitive to Mr. Harris
8 and since it is a leased space, he does not have the ability to transform his uncle’s store
9 so that he can meet the requirements in SB 1384. If SB 1384 is enforced against Mr.
10 Harris, it would ruin his small business (both financially and because customers will
11 not want to be recorded) and would cause him to have to stop being an FFL.

12 14. Plaintiff ON TARGET INDOOR RANGE (“On Target”) is a for-profit
13 brick-and-mortar gun shop and indoor shooting range located in Laguna Niguel,
14 California. On Target specializes in firearms sales (in-store and e-sales), firearms
15 transfers, ammunition sales, and training classes. As an FFL, On Target has
16 confidential conversations with customers regarding their firearm and safety needs,
17 about what type of training they need for their individualized situation, state and
18 federal laws, and how they can be a part of changing those laws by joining groups like
19 CRPA. On Target offers many training opportunities for new gun owners and is
20 specially geared towards women and their unique shooting needs. Twice per month,
21 On Target hosts interesting and informative discussion sessions with gun owners which
22 would be completely recorded under SB 1384. The recording of these sessions would
23 make gun owners less open to asking questions and less likely to attend for fear of the
24 government watching and listening. SB 1384 would also open up Plaintiff On Target to
25 additional liability for recording people who enter the premises without giving their
26 consent to the recording. Plaintiff On Target would also be harmed by being forced to
27 purchase costly commercial recording equipment to meet the requirements and to store
28 the recordings for one full year.

1 15. Plaintiff GAALSWYK ENTERPRISES, INC (D/B/A “SMOKIN’
2 BARREL FIREARMS”) is a brick-and-mortar FFL shop in Visalia, California.
3 Smokin’ Barrel Firearms operates a 1300-square-foot location, which would require 5
4 cameras plus the hardware to record 24 hours per day (even when they are not open
5 and transacting). Smokin’ Barrel Firearms is a family-based business and the estimated
6 \$5,000 to \$12,000 in order to comply with SB 1384 would be very challenging for
7 them to pay. Smokin’ Barrel Firearms handles the sale of firearms, transfers of
8 firearms, layaways, consignment and e-transfers. Smokin’ Barrel Firearms has
9 confidential conversations with customers regarding their self-defense needs as well as
10 collecting confidential and personal information in the transactions they conduct.
11 Smokin’ Barrel Firearms would also be forced to place a recording device directly at its
12 computer screen to capture online sales with out-of-California customers, thus sharing
13 information directly and placing those customers in a situation where the state of
14 California is now monitoring their actions outside of the state as well and to which they
15 did not consent. This would also create a “gun registry” that the CA DOJ could access
16 any time they wanted to do so. They and their customers and students would be
17 harmed by being forced to produce those recordings to the CA DOJ on demand as well
18 as harmed by the fact that those recordings could be open to subpoena in civil and
19 criminal matters. Plaintiff Smokin’ Barrel Firearms would also have additional liability
20 for recording persons who have not given their consent to be recorded. SB 1384 is too
21 large of a burden for Plaintiff Smokin’ Barrel Firearms and its customers.

22 16. Plaintiff GUN OWNERS OF CALIFORNIA, INC. (“GOC”) is a
23 nonprofit organization incorporated under the laws of the state of California, with
24 headquarters in El Dorado Hills, California. GOC is dedicated to the restoration of the
25 Second Amendment in California. To that end, GOC and its members frequent FFL
26 shops and gun shows and discuss issues pertaining to legal and political issues with the
27 FFLs to make sure they are aware of compliance issues and upcoming legislative
28 changes. These conversations are not meant for the general public or the prying ear of

1 the government. GOC members often discuss these issues along with protection
2 measures for their homes, families, and businesses with FFLs and those conversations
3 are meant to be confidential and not public. GOC makes its publications and other
4 materials available for prospective members and the general public in gun stores across
5 California. Through this lawsuit, GOC represents not only its own interests as an entity
6 that may discuss topics meant to be between GOC and gun dealers and their customers,
7 but also the interests of its members as those who enter and transact business and
8 conversations in a store or gun show where recording of those confidential
9 conversations would take place. GOC and its members are supporters of the right to
10 keep and bear arms for lawful purposes.

11 17. Plaintiff GUN OWNERS OF AMERICA, INC. (“GOA”) is a California
12 non-stock corporation and a not-for-profit membership organization with its principal
13 place of business in Springfield, Virginia, and is organized and operated as a non-profit
14 membership organization that is exempt from federal income taxes under § 501(c)(4)
15 of the Internal Revenue Code. GOA was formed in 1976 to preserve and defend the
16 Second Amendment rights of gun owners. GOA has more than 2 million members and
17 supporters across the country, including residents within this judicial district and
18 throughout the State of California. GOA members and supporters who patronize gun
19 shops and gun shows are damaged by SB 1384 because of the numerous infringements
20 on their constitutional rights. GOA makes its publications and educational materials
21 available for prospective members and the general public in gun stores across
22 California. GOA members and the general public seek out these materials and engage
23 with gun stores and GOA about the information that is provided. GOA thus brings this
24 challenge not only on behalf of itself as an organization (as section 26806 harms
25 GOA’s ability to spread its message, reach new members, and raise funds to perform
26 its critical mission), but also on behalf of its members and supporters including gun
27 stores, home-based dealers, and customers of the same, all of whom are directly
28 harmed by section 26806’s provisions.

1 18. Plaintiff GUN OWNERS FOUNDATION (“GOF”) is a Virginia non-
2 stock corporation with its principal place of business in Springfield, Virginia. GOF was
3 formed in 1983 and is organized and operated as a nonprofit legal defense and
4 educational foundation that is exempt from federal income taxes under § 501(c)(3) of
5 the Internal Revenue Code. GOF is supported by gun owners across the country and
6 within this district. GOF’s supporters include those who shop at California’s gun
7 stores.

8 19. Plaintiff CALIFORNIA RIFLE & PISTOL ASSOCIATION,
9 INCORPORATED (“CRPA”) is a nonprofit membership organization incorporated
10 under the laws of California, with headquarters in Fullerton, California. Among its
11 other activities, CRPA works to preserve and expand constitutional and statutory rights
12 of gun ownership, including the right to self-defense and the right to keep and bear
13 arms. CRPA accomplishes this through its educational offerings, publications, member
14 engagement events, and legislative advocacy and initiatives. CRPA has over 500
15 business affiliates that they work with across the state, many of which are Federal
16 Firearms Licensees. CRPA enters these Business Affiliate premises to conduct
17 business, update the businesses on news and information, and to discuss important
18 political and legal challenges in the state. CRPA also has trainers in some of these
19 locations that host classes for members and non-member gun owners. CRPA trainers,
20 members, and class participants would be open to privacy violations of having their
21 discussions recorded that have nothing to do with a gun purchase just because they are
22 having them in a store where firearms transactions occur. What’s more, CRPA has tens
23 of thousands of members and supporters, many of whom (including Plaintiffs Gerald
24 Clark, Jesse Harris, and Adam Richards) frequent gun stores and gun shows to engage
25 in lawful purchases, expressive activities with like-minded people, including
26 discussions related to firearms, ammunition, accessories, the shooting sports, politics,
27 and the Second Amendment. Recording conversations that are private and confidential
28 and deal with the protection of self and family may be a deterrent to some walking into

1 a store to conduct these activities. Through this lawsuit, CRPA represents not only its
2 own interests as an entity that may discuss other topics meant to be between CRPA and
3 its Business Affiliate only but also the interests of its members as those who enter and
4 transact business and conversations in a store or gun show where recording of those
5 confidential conversations would take place. CRPA and its members are supporters of
6 the right to keep and bear arms for lawful purposes.

7 20. Plaintiff THE SECOND AMENDMENT FOUNDATION (“SAF”) is a
8 non-profit membership organization. It is incorporated under the laws of the state of
9 Washington and was founded in 1974. SAF has over 720,000 members and supporters
10 nationwide, including thousands of members in California. SAF is dedicated to
11 promoting a better understanding of our constitutional heritage to privately own and
12 possess firearms through educational and legal action programs designed to better
13 inform the public about gun control issues. SAF has been a pioneer and an innovator in
14 the defense of the right to keep and bear arms, through its publications and public
15 education programs like the Gun Rights Policy Conference. SAF also expends
16 significant sums of money sponsoring public interest litigation to defend its own
17 interests and the interests of its members and supporters. It is critical to the success of
18 SAF that its promotional material, publications, and messages about the “right to keep
19 and bear arms” reach demographic groups that are saturated with gun owners, gun
20 buyers, and people of the “gun culture.” It is also crucial that SAF be able to
21 communicate with gun owners in gun stores or at gun shows about political issues,
22 legal cases, firearms and ammunition purchases, etc., without the fear of having every
23 word collected by the government. SAF brings this action on behalf of itself and its
24 members and supporters in California, including Federal Firearms Licensees (those
25 with a storefront and those who operate from their homes) and customers of the same.

26 **Defendants**

27 21. Defendant ROBERT BONTA is the Attorney General of the State of
28 California. He is the “chief law officer” of the state and has the duty to “see that the

1 laws of the State are uniformly and adequately enforced.” Cal. Const. art. 5, § 1.

2 22. Additionally, Defendant Bonta has “direct supervision over every district
3 attorney” within the State. *Id.* If, at any point a district attorney of the State fails to
4 enforce adequately “any law of the State,” Defendant Bonta “prosecute[s] any
5 violations of the law.” *Id.* Finally, Defendant Bonta, as Attorney General of the State
6 of California, “shall assist any district attorney in the discharge” of duties when
7 “required by the public interest or directed by the Governor. . . .” *Id.*

8 23. The injunctive and declaratory relief portions of this suit are brought
9 against Defendant Bonta in his official capacity.

10 24. The true names and capacities of Defendants named as DOES 1 through
11 10, inclusive, are individual, corporate, associate, or otherwise, and are unknown to
12 Plaintiffs. They are, however, believed to be responsible in some way for Plaintiffs’
13 loss and damages. Each Doe Defendant is, and at all times mentioned here was, a
14 partner, agent, principal, co-conspirator, or is otherwise vicariously or directly
15 responsible for the acts or omissions of the other defendants or themselves.

16 They are each sued individually and are joined as party defendants. Plaintiffs
17 thus sue each Doe Defendant under Rules 15 and 21 of the Federal Rules of Civil
18 Procedure. Plaintiffs are informed and believe that the Doe Defendants are all
19 California residents. Plaintiffs will amend this complaint to show such true names and
20 capacities of Doe Defendants when they have been ascertained.

21 **FACTUAL ALLEGATIONS**

22 **Regulations of Brick-and-Mortar Gun Shops in California**

23 25. California law requires that essentially all transfers of firearms be done
24 through a Federal Firearms Licensee retailer (“FFL”), including transfers between
25 private parties, gun show sales, gifts, loans, and pawned or consigned weapon
26 redemptions. Prospective firearm purchasers must submit an application to the FFL,
27 who provides purchaser information to CA DOJ through electronic transfer. CA DOJ
28 then checks state and federal records to determine whether the applicant is legally

1 disqualified from purchasing or possessing firearms under state or federal law. The
2 Dealer Record of Sale (“DROS”) system’s records include the prospective purchaser
3 information (name, date of birth, sex, race/ethnicity, address); date and time of
4 transaction; the type of transaction (e.g., sale, denial, transfer, pawn); and identifiers
5 for the seller.

6 26. Federal law requires all persons who intend to engage in a business
7 involving the sale, manufacture, or importation of firearms to apply for and obtain an
8 FFL. *See* 18 U.S.C. § 922(a). To obtain an FFL, a person must be at least 21 years of
9 age, not be prohibited from owning or possessing firearms, not have willfully violated
10 the federal Gun Control Act (“GCA”) or its regulations, not have willfully failed to
11 disclose material information or made any false statements on their application, and
12 have a premises for conducting business. *See* 18 U.S.C. § 923(d)(1); 27 C.F.R.
13 § 478.47(b).

14 27. FFL applicants must also certify their business will not be prohibited by
15 state or local law where the premises are located, will comply with all state and local
16 laws applicable to the conduct of the business, that no business will be conducted until
17 all applicable state and local laws have been met, that they have notified their local law
18 enforcement of their intent to apply for a license, and if seeking to operate as a dealer
19 that secure gun storage or safety devices will be available at any place where firearms
20 are sold. *Id.*

21 28. In California, no person may sell, lease, or transfer firearms unless they
22 obtain a state-issued license. Cal. Penal Code § 26500 (West 2024). To obtain such a
23 license, a person must have a valid FFL, have a regulatory or business license required
24 by local government, have a valid seller’s permit issued by the State Board of
25 Equalization, have a certificate of eligibility issued by the CA DOJ, have any required
26 local business license that states on its face “Valid for Retail Sales of Firearms” and is
27 endorsed by the signature of the issuing authority, and be listed in the CA DOJ’s
28 centralized list of firearm dealers in the state. Cal. Penal Code § 26700 (West 2024).

1 29. California Cities and Counties are generally free to impose additional
2 licensing requirements beyond that required under state and federal law. *See* Cal. Penal
3 Code § 26705(a) (West 2024) (stating “duly constituted licensing authority of a city
4 [or] county . . . shall accept applications for, and may grant licenses. . . .”). For
5 example, the City of San José prohibits persons from selling, leasing, or otherwise
6 transferring firearms without first having obtained a Firearm Business License from the
7 Chief of Police. *See* San José, Cal., Mun. Code § 6.90.090 (2024).

8 30. Any individual applying for a license with the City of San José must also
9 complete a personal history questionnaire, be fingerprinted at a location approved by
10 the San José Police Department, be photographed and interviewed, sign an
11 authorization for release of records and information that the Chief of Police considers
12 necessary for a complete investigation, and be at least 21 years of age. *See* San José,
13 Cal., Mun. Code § 6.90.210(B) (2024).

14 31. Federal law requires all firearm acquisition and disposition (“A&D”) records
15 to be recorded in a logbook, commonly referred to as a “bound book,” which is
16 an orderly arrangement of loose-leaf pages maintained at the business premises in a
17 format prescribed in federal regulations and numbered consecutively. *See* 18 U.S.C.
18 § 923(g)(1)(A); 27 C.F.R. §§ 478.121, 478.125.

19 32. Licensed dealers are required to record the acquisitions of a firearm in
20 their bound book no later than the close of next business day, and no later than 7 days
21 for dispositions. *See* 18 U.S.C. § 923(g)(1)(A); 27 C.F.R. § 478.125.

22 33. The sale or transfer of any firearm by a licensed dealer to an individual
23 requires both the FFL and individual to jointly complete ATF Form 4473. *See* 27
24 C.F.R. § 478.124. The information contained in ATF Form 4473 is used by the FFL to
25 ensure the individual’s eligibility and to process the required federal background check
26 through the National Instant Criminal Background Check System (“NICS”). *See* 18
27 U.S.C. § 922(t); 27 C.F.R. § 478.102. Generally, completed 4473 forms are retained by
28 the FFL at its business premises indefinitely while the business remains in operation.

1 *See* 18 U.S.C. § 923(g)(1)(A); 27 C.F.R. § 478.129(b).

2 34. California is one of 13 full point of contact (“POC”) states, meaning CA
3 DOJ is designated to conduct firearm background checks for FFLs in California in lieu
4 of the FFL transmitting the information contained in ATF Form 4473 to NICS directly.
5 To process the required background check, California FFLs are instead required to
6 submit a Dealer Record of Sale (“DROS”) through a web-based application known as
7 the DROS Entry System (“DES”). Regardless, California FFLs must still complete and
8 maintain ATF Form 4473 for all firearm transactions. California FFLs are then
9 required to print and retain a copy of the DROS paperwork in consecutive order with
10 the required ATF Form 4473. *See* Cal. Penal Code § 28215 (West 2024).

11 35. Local jurisdictions in California may also impose additional
12 recordkeeping requirements.

13 36. To ensure compliance with all licensing and recordkeeping requirements,
14 federal law requires FFLs to allow ATF officers to enter during business hours,
15 including places of storage, for purposes of inspecting or examining the records,
16 documents, ammunition, and firearms. *See* 27 C.F.R. § 478.23(b). ATF officers may
17 conduct such inspections for insuring compliance with the recordkeeping requirements
18 every 12 months, during a reasonable inquiry, during a criminal investigation of a
19 person or persons other than the FFL, or when such inspections may be required for
20 determining the disposition of one or more firearms during a bona fide criminal
21 investigation. *Id.*

22 37. Similarly, California law allows CA DOJ to conduct inspections of FFLs
23 at least once every three years to ensure compliance with California firearm laws. *See*
24 Cal. Penal Code §§ 26720, 28480 (West 2024). During such inspections, the FFLs
25 bound book, DROS verification numbers, and any other records requested by CA DOJ
26 must be made available for review. *See id.*, § 26480(c). CA DOJ is required to audit a
27 sampling of at least 25 percent but no more than 50 percent of each record type. *See*
28 *id.*, § 26720(a)(2). FFLs are also required to pay an annual fee to cover the cost of this

1 inspection (\$115). *See id.*, § 26720(b).

2 38. Local jurisdictions are free to adopt their own inspection program to
3 ensure compliance with firearms laws. As noted above, the City of San José imposes
4 its own local ordinances regarding FFL inspections. *See* San José, Cal., Mun. Code
5 § 6.90.340 (2024). In addition, San José requires FFLs to conduct a physical inventory
6 check and report its findings to the Chief of Police in the form of a signed affidavit
7 under penalty of perjury. *See id.*, § 6.90.350 (2024).

8 39. FFL dealers who do not comply with these requirements are in violation
9 and may be fined or, worse, not allowed to continue conducting business (or even
10 criminally charged). Most FFLs take these requirements very seriously, as this is their
11 livelihood.

12 **Gun Shows and Gun Shops Are a Cultural and Associative Experience**

13 40. Gun shows are a modern bazaar—a convention of like-minded individuals
14 who meet in this unique public forum that has been set aside by state and local
15 governments for all manner of commerce. This convention-like setting is of
16 incalculable benefit to the gun-buying consumer and promotes public safety.

17 41. Gun shops provide a connection amongst like-minded individuals who
18 come to the shop—in addition to acquiring Second Amendment protected “arms”—to
19 discuss their rights and their needs for protection, the current laws of California, and
20 political issues that may limit what they are able to acquire.

21 42. Gun shows and gun shops, in general, are a celebration of America’s “gun
22 culture” that is a natural and essential outgrowth of the constitutional rights that flow
23 from the Second Amendment to the United States Constitution.

24 43. Gun shows and gun shops are places where parents can learn to protect
25 their families and their homes, and how to stay in compliance with California’s ever-
26 changing gun laws.

27 44. Gun shows, in particular, are held and promoted, and considerable
28 investment is made, precisely to promote and “normalize” the “gun culture” and the

1 constitutional principles that gun show participants hold dear. Gun show venues are
 2 used by many different public groups and constitute major event venues for large
 3 gatherings of people to engage in expressive activities, including concerts, festivals,
 4 and industry shows. Affixing permanent cameras that record 24 hours per day would
 5 be a violation of not just gun owners' rights to not have the government spy on
 6 personal conversations but would broadly affect any other groups using the same
 7 venues.

8 45. The government spying on people, especially in a place where expressive
 9 activity occurs so frequently, is wholly inconsistent with our country's founding
 10 principles.

11 **Impacts of SB 1384 Implementation on FFL Businesses**

12 46. The California Legislature, and particularly SB 1384 sponsor Senator
 13 Min, have made a big business of anti-gun legislation that they say will stop gun
 14 violence in California, sponsoring and passing multiple gun control laws each
 15 legislative session that are repeatedly challenged and overturned in the courts.

16 47. SB 1384, which added section 26806 to the California Penal Code,
 17 requires every licensed firearm dealer to have a digital audio/video surveillance system
 18 on their "business" premises:

19 (a) Commencing January 1, 2024, a licensee shall ensure that its business
 20 premises are monitored by a digital video surveillance system that meets
 all of the following requirements:

- 21 (1) The system shall clearly record images and, for systems located
 22 inside the premises, audio, of the area under surveillance.
- 23 (2) Each camera shall be permanently mounted in a fixed location.
 24 Cameras shall be placed in locations that allow the camera to
 25 clearly record activity occurring in all areas described in paragraph
 (3) and reasonably produce recordings that allow for the clear
 identification of any person.

26 (3) The areas recorded shall include, without limitation, all of the
 following:

27 (A) Interior views of all entries or exits to the premises.

28 (B) All areas where firearms are displayed.

1 (C) All points of sale, sufficient to identify the parties involved
2 in the transaction.

3 (4) The system shall continuously record 24 hours per day at a frame
4 rate no less than 15 frames per second.

5 (5) The media or device on which recordings are stored shall be
6 secured in a manner to protect the recording from tampering,
7 unauthorized access or use, or theft.

8 (6) Recordings shall be maintained for a minimum of one year.

9 (7) Recorded images shall clearly and accurately display the date and
10 time.

11 (8) The system shall be equipped with a failure notification system that
12 provides notification to the licensee of any interruption or failure
13 of the system or storage device.

14 Cal. Penal Code § 26806(a) (West 2024).

15 48. The information collected by the FFL shall not be used, shared, or
16 accessed except as specified as follows:

17 (1) A licensee shall allow access to the system to an agent of the
18 department or a licensing authority conducting an inspection of the
19 licensee's premises, for the purpose of inspecting the system for
20 compliance with this section, and only if a warrant or court order
21 would not generally be required for that access.

22 (2) A licensee shall allow access to the system or release recordings to
23 any person pursuant to search warrant or other court order.

24 (3) A licensee may allow access to the system or release recordings to
25 any person in response to an insurance claim or as part of the civil
26 discovery process, including, but not limited to, in response to
27 subpoenas, request for production or inspection, or other court
28 order.

29 Cal. Penal Code § 26806(b).

30 49. The FFL "shall post a sign in a conspicuous place at each entrance to the
31 premises that states in block letters not less than one inch in height" the following:

32 "THESE PREMISES ARE UNDER VIDEO AND AUDIO SURVEILLANCE.
33 YOUR IMAGE AND CONVERSATIONS MAY BE RECORDED." Cal. Penal Code
34 § 26806(c).

35 50. A licensee shall, on an annual basis, provide certification to the

1 department, in a manner prescribed by the department, that its video surveillance
2 system is in proper working order. Cal. Penal Code § 26806(d).

3 51. Recently, the Bureau of Alcohol, Tobacco, Firearms, and Explosives
4 promulgated a Notice of Proposed Rulemaking designed to vastly increase the number
5 of federally licensed gun dealers, who are also regulated by California, including under
6 section 26806. *See* Final Rule: Definition of “Engaged in the Business” as a Dealer in
7 Firearms, Definition 8, 2023 (Sept. 7, 2023) (to be codified at 27 C.F.R. pt. 478)
8 <https://www.regulations.gov/document/ATF-2023-0002-0001> (last visited June 18,
9 2024). ATF estimates that the net effect of its proposed rule will be that a minimum of
10 *hundreds of thousands* of Americans must become licensed dealers, even if only to sell
11 a few personally owned firearms. *Id.* at 62009. ATF further estimates that most of
12 these new “dealers” will operate out of their homes. *See id.* Thus, the sum total of
13 section 26806 and this proposed federal rulemaking will be that many thousands more
14 gun-owning households will be under 24/7 audiovisual surveillance by California.

15 **Section 26806 Has No Impact on Preventing Crime**

16 52. One of the ostensible purposes of section 26806 was to stop criminal
17 activity that supposedly takes place in gun stores such as theft of firearms and straw
18 purchases.

19 53. Admittedly, many gun shops already have some form of security camera
20 to help deal with break ins and the like that may occur in stores. Just like every other
21 retail store in California, the incidence of retail theft is real. And just like every other
22 type of retail store in California that has video security, crime is not deterred by these
23 security systems or by even having security personnel in the stores. Most security
24 cameras are there for loss and insurance purposes, not to catch criminals.

25 54. The authors of SB 1386 note that “the rate of gun store thefts seems to
26 have tapered slightly in recent years”¹ while retail theft across the board has increased

27
28 ¹ S. Comm. on Pub. Safety hearing on S. Bill 1384, at 7 (Cal. Apr. 19, 2022),
https://leginfo.legislature.ca.gov/faces/billAnalysisClient.xhtml?bill_id=202120220SB

1 in California.^{2,3}

2 55. Yet, with all of the retail crime on the rise in California, FFLs are the only
3 ones being forced to set up costly government surveillance systems while
4 simultaneously being the industry experiencing less crime in recent years according to
5 SB 1384's author.

6 **The First Amendment Right to Free Speech, Association, Anonymity & Assembly**

7 56. The First Amendment to the U.S. Constitution provides that "Congress
8 shall make no law respecting an establishment of religion or prohibiting the free
9 exercise thereof; or abridging the freedom of speech, or of the press; or the right of the
10 people peaceably to assemble, and to petition the government for a redress of
11 grievances." The Fourteenth Amendment incorporates these protections against the
12 states through its Due Process Clause.

13 **Section 26806 Violates Almost Every One of the Enumerated**
14 **First Amendment Rights.**

15 57. First, section 26806 mounts a malicious attack on the freedom of
16 association and second, violates the right to remain anonymous. *Antonyuk v.*
17 *Chiumento*, 2023 WL 8518003, at *37 (2d Cir. Dec. 8, 2023) ("It is uncontroversial
18 that the First Amendment protects the right to speak anonymously.").

19 58. When engaging in protected speech—imposing a dystopian surveillance
20 mandate that chills not just speech that is favorable of the Second Amendment but also
21 quintessential political speech that is critical of California's draconian gun control

22
23 1384# (last visited June 18, 2024). A copy is attached to the original Complaint, ECF
24 No. 1-1.

25 ² Magnus Lofstrom & Brandon Martin, *Retail Theft and Robbery Rates Have*
26 *Risen Across California*, Pub. Pol'y Inst. of Cal. (Sept. 7, 2023),
<https://www.ppic.org/blog/retail-theft-and-robbery-rates-have-risen-across-california/>
(last visited June 18, 2024).

27 ³ Lee Ohanian, *Why Shoplifting is Now De Facto Legal in California*, Hoover
28 Inst. (Aug. 3, 2021), <https://www.hoover.org/research/why-shoplifting-now-de-facto-legal-california> (last visited June 18, 2024).

1 regime, arguably the most severe outlier of any state in the nation.

2 59. Fourth, in something of a *pièce de résistance*, residential FFLs who
3 lawfully sell firearms out of their homes face an Orwellian-level “telescreen” invasion
4 of their privacy and *elimination of virtually all First Amendment freedoms in their own*
5 *homes* with the “all knowing eye” of the government peering in.

6 60. Fifth and finally, section 26806 also is not content-neutral, but rather
7 constitutes a blatant viewpoint discrimination as only those supporters of the Second
8 Amendment (i.e., gun owners and gun dealers) are subjected to section 26806’s
9 onerous restrictions. No other industry in California is mandated to record video and
10 audio of all activities, for all people coming and going, and all conversations 24 hours
11 a day.

12 61. Section 26806 is patently violative of the First Amendment for any one of
13 these reasons. But taken together, these compounded issues expose a grotesquely
14 unconstitutional law that warrants the swiftest and most emphatic corrective action.

15 **Section 26806 Decimates Freedom of Association**

16 62. Contrary to section 26806’s unprecedented surveillance mandate, the
17 Supreme Court has long held that “the right of individuals to associate for the
18 advancement of political beliefs” ranks “among our most precious freedoms” and “is
19 protected by the First Amendment.” *Williams v. Rhodes*, 393 U.S. 23, 30 (1968).

20 63. Attacks on constitutional rights are, unfortunately, nothing new in this
21 country. But the Second Amendment right to keep and bear arms has been subject to
22 an assault perhaps unparalleled in scope and duration.

23 64. As then-Arkansas Attorney General Leslie Rutledge noted in 2020, the
24 Second Amendment is constantly “under assault.”⁴ Others have observed that “[t]he
25

26
27 ⁴ Leslie Rutledge, *Guns, the NRA and the Second Amendment Are Under Assault*
28 *from the Left*, NBC News (Aug. 21, 2020),
<https://www.nbcnews.com/think/opinion/guns-nra-second-amendment-are-under-assault-left-ncna1237712> (last visited June 18, 2024).

1 Second Amendment is the most attacked right,”⁵ so much so that the Supreme Court
 2 has had to warn openly hostile lower courts that the Second Amendment “is not ‘a
 3 second-class right, subject to an entirely different body of rules than the other Bill of
 4 Rights guarantees.’” *N.Y. State Rifle & Pistol Ass’n v. Bruen*, 142 S. Ct. 2111, 2156
 5 (2022). And yet, retired Supreme Court Justice John Paul Stevens has even called for a
 6 total repeal of the Second Amendment⁶.

7 65. The volume and duration of the attacks on this right have, of course, also
 8 engendered the creation of Second Amendment associations, such as Plaintiff Gun
 9 Owners of America which, in addition to providing educational materials to the public
 10 and litigating to preserve constitutional rights, also engages in lobbying, advocacy, and
 11 even endorsement of candidates for political office who support the Second
 12 Amendment.

13 66. But attacks on the constitutional right to keep and bear arms inevitably
 14 involve attacks on other constitutional rights as well. For example, Plaintiff GOA has
 15 filed briefs in numerous Fourth Amendment cases,⁷ because the freedom from
 16 unreasonable searches and seizures often results in confluence with Second
 17 Amendment-protected keeping and bearing of arms. Similarly, firearms-related
 18 activities have long engendered First Amendment-protected free associations of
 19 citizens for related (and unrelated) purposes, such as during hunting, target shooting,
 20 self-defense training, and gun collecting.

21
 22 ⁵ Heather Smith, *Second Amendment: What Are the Facts?*, Jews for the Pres. of
 23 Firearms Ownership (Oct. 19, 2020), https://jpfo.org/articles-2020/2a-what-are-facts.htm?awt_a=A4_P (last visited June 18, 2024).

24 ⁶ Ellis Kim, *How Difficult Would It Be to Repeal the Second Amendment?*, PBS
 25 (Mar. 27, 2018), <https://www.pbs.org/newshour/nation/how-difficult-would-it-be-to-repeal-the-second-amendment> (last visited June 18, 2024).

26 ⁷ See, e.g., Brief for Gun Owners of America, Inc., et al. as Amicus Curiae in
 27 Supp. of Pet., *Torcivia v. Suffolk Cnty., NY*, 143, S. Ct. 438 (2022) (No. 21-1522),
 28 <https://www.lawandfreedom.com/wordpress/wp-content/uploads/2022/07/Torcivia-Amicus-Brief.pdf> (last visited June 18, 2024).

1 67. Inextricably linked to the right to keep and bear arms is the First
2 Amendment's protection of the freedom of association, which section 26806 chills
3 severely.

4 68. California has made no secret of its open declaration of war on the Second
5 Amendment and the right to keep and bear arms. In an echo of former Justice Stevens,
6 Governor Gavin Newsom has issued a press release calling for a "28th Amendment" to
7 ban millions of commonly owned semiautomatic rifles.⁸ Joining this initiative, State
8 Senator Aisha Wahab called support of the Second Amendment a "gun fetish culture."
9 *Id.* And if California's hostility to the Bill of Rights was not yet clear, the Governor
10 has even proposed to double taxes on firearms and ammunition, comparing such a
11 measure to a "sin tax."⁹

12 69. In California's political climate, given the outward animus towards gun
13 owners, it is probable (if not certain) that, in stores where customers gather to purchase
14 firearms and ammunition, one will hear statements and conversations among like-
15 minded individuals criticizing the Governor and the Attorney General or other
16 powerful California politicians who openly oppose the right to keep and bear arms.

17 70. Yet should section 26806 be permitted to take effect, those conversations
18 will now be recorded and accessible to government investigators (by the same
19 department that makes determinations as to who may carry a firearm). Such intrusive
20 surveillance into the realm of political discourse invariably will have a chilling effect
21 on the associational rights of those who wish to gather and discuss the Second
22 Amendment or criticize the politicians who oppose it.

23
24 ⁸ *Governor Newsom Proposes Historic 28th Amendment to the United States*
25 *Constitution to End America's Gun Violence Crisis*, Off. of Gov. Gavin Newsom (June
26 8, 2023), <https://www.gov.ca.gov/2023/06/08/28th-amendment/> (last visited June 18,
27 2024).

28 ⁹ Emma Colton, *NRA Slams Newsom's 'Sin Tax' Comments on Gun Law amid Spiraling Crime: 'Ignoring Criminals'*, Fox News (Sept. 27, 2023),
<https://www.foxnews.com/politics/nra-slams-newsoms-sin-tax-comments-gun-law-spiraling-crime-ignoring-criminals> (last visited June 18, 2024).

1 71. Unfortunately, this chilling effect on association is not speculative. Eight
2 years ago, High Bridge Arms, the last gun store in San Francisco, closed its doors,
3 strong-armed out of business by city ordinances nearly identical to section 26806: “The
4 store announced on Facebook that it would close for ‘a variety of reasons’ – among
5 them, gun regulations in San Francisco. Specifically, new measures the city is currently
6 considering would require the store to videotape gun purchases and report ammunition
7 sales to the police ... regulations[] which have already upset customers. ‘We’re getting
8 phone calls: So, if I buy a box of bullets from you, are you going to report us to the
9 police department?’”¹⁰

10 72. It is no coincidence that the Supreme Court recently has had to remind
11 California that “implicit in the right to engage in activities protected by the First
12 Amendment [is] a corresponding right to associate with others.” *Ams. for Prosperity*
13 *Found. v. Bonta*, 141 S. Ct. 2373, 2382 (2021). That “[p]rotected association furthers
14 ‘a wide variety of political, social, economic, educational, religious, and cultural ends,’
15 and ‘is especially important in preserving political and cultural diversity and in
16 shielding dissident expression from suppression by the majority.’” *Id.* (emphasis
17 added).

18 73. Moreover, the “compelled disclosure of affiliation with groups engaged in
19 advocacy may constitute as effective a restraint on freedom of association as [other]
20 forms of governmental action.” *NAACP v. Alabama ex rel. Patterson*, 357 U.S. 449,
21 462 (1958).

22 74. For example, as discussed in the declarations of Sam Paredes and Richard
23 Minnich, Plaintiffs GOC and CRPA distribute the organizations’ literature, including
24 fliers, newsletters, and membership applications, to hundreds of gun stores across
25 California. *See* Decl. of Samuel A. Paredes in Supp. of original Compl., ECF No. 1-8,

26
27 ¹⁰ Sam Harnett, *San Francisco’s Last Gun Shop Calls It Quits*, NPR (Oct. 27,
28 2015), <https://www.npr.org/2015/10/27/451202615/san-franciscos-last-gun-shop-calls-it-quits> (last visited June 18, 2024).

¶¶ 8-12; Decl. of Richard Minnich in Support of original Compl., ECF No. 1-9, ¶¶ 5-9.¹¹ The dealers typically are thankful to receive the material, because patrons frequently visit their stores not only to purchase firearms, but also to discuss firearms-related issues. *See* Paredes Decl., ¶ 8; Minnich Decl., ¶ 6. The GOC and CRPA materials thus provide a convenient way for gun stores to provide relevant literature to inquiring customers. *See* Paredes Decl., ¶ 8; Minnich Decl., ¶ 6. Oftentimes, this distribution leads to discussion about Second Amendment issues and to new GOC and CRPA members joining at their local gun store. *See* Paredes Decl., ¶ 8; Minnich Decl., ¶ 6. Many GOC and CRPA members report having initially obtained information about GOC and CRPA from their local gun store. *See* Paredes Decl., ¶ 8; Minnich Decl., ¶ 6. Plaintiffs Clark and Harris oftentimes leave this literature and talk to the FFLs in the stores about the politics of gun control in the state. *See* Clark Decl., ¶ 7; Harris Decl., ¶ 5.

75. Similarly, as discussed in the declaration of Erich Pratt, Plaintiff GOA maintains a “Caliber Club,” a “partnership program” comprised of more than five thousand gun stores and shooting ranges across the country, many of which are in California. GOA distributes various literature, brochures, patches, stickers, newsletters, and other items to its Caliber Club members, who make those items available for interested customers. This distribution leads to literature about events of concern to GOA and its members being disseminated widely, and also leads to the acquisition of new members and supporters. CRPA and SAF have similar programs working closely with FFLs across the state.

76. Section 26806 would surveil, monitor, and record all of this quintessential First Amendment speech about Second Amendment rights, which is generally politically unpopular in California. Knowing they are under constant government surveillance, gun store patrons will be less likely to speak their minds and to seek out

¹¹ In lieu of relodging these declarations, which are unchanged from their prior iterations, they are incorporated herein.

1 information about pro-gun groups like Plaintiffs GOA, GOC, CRPA, and SAF. This
2 will harm Plaintiffs' ability to disseminate their message and communicate with gun
3 owners.

4 77. Also, as section 26806 will inevitably result in less political speech
5 involving the organizational Plaintiffs, this will result in fewer members signing up and
6 fewer donations received, directly harming GOA, GOC, CRPA, and SAF as
7 organizations and impeding their ability to perform their nonprofit mission to secure
8 and preserve the right to keep and bear arms in California.

9 78. Finally, section 26806 quite literally will result in California's creation of
10 a partial list of members of GOA, GOC, CRPA and SAF as everyone who signs up as a
11 member of either organization will be monitored and surveilled by the state, clearly
12 violating the First Amendment's prohibition against such government activity. *See*
13 *NAACP*, 357 U.S. at 462; *see also Shelton v. Tucker*, 364 U.S. 479 (1960) (prohibiting
14 forcing schoolteachers to list their political affiliations); *Bates v. City of Little Rock*,
15 361 U.S. 516 (1960) (prohibiting forced disclosure of membership list through
16 regulatory scheme).

17 79. Of course, "disclosure requirements can chill association '[e]ven if there
18 [is] no disclosure to the general public,'" as is the case here, where FFLs must record
19 at the government's behest—but generally not publish—identities and interactions of
20 gun owners. *Ams. for Prosperity Found.*, 141 S. Ct. at 2388.

21 80. In other words, section 26806 goes far beyond requiring the
22 constitutionally repugnant disclosure of mere names on lists, requiring instead the
23 images, likenesses, and utterances of all who may seek to purchase a firearm or even
24 just explore the options of firearms within the state.

25 81. To illustrate just how seriously federal courts have treated the freedom of
26 association, even otherwise proper civil discovery obligations to the government risk
27 running afoul of the First Amendment: "In cases pitting the government against a
28 private association, the Supreme Court has required that the government's interest be

1 demonstrated to be ‘compelling’ and bear a ‘substantial relation’ to the disclosure
2 sought. Additionally, the government must show that the sought-after disclosure
3 represents the ‘least restrictive means’ for accomplishing its objectives and will not
4 unnecessarily sweep constitutional rights aside. Finally, the Court charges us to weigh
5 against the government’s interest in disclosure the likelihood of injury to an
6 association, or its members, if the desired information is released.” *Adolph Coors Co.*
7 *v. Wallace*, 570 F. Supp. 202, 208 (N.D. Cal. 1983).

8 82. California can meet none of these requirements. In particular, the state
9 could never show that the 24/7 audiovisual recording of a business engaged in
10 constitutionally protected conduct and commerce is the *least restrictive* means of
11 accomplishing section 26806’s alleged goal of “public safety and education.”

12 83. Section 26806 offends the “vital relationship between freedom to
13 associate and privacy in one’s associations.” *Ams. for Prosperity Found.*, 141 S. Ct. at
14 2382. It is an attack not only on the Second Amendment but on the First Amendment
15 freedom of association as well.

16 84. Because section 26806 abridges the freedom of association, it is
17 unconstitutional as violative of the First Amendment.

18 **Section 26806 Abridges the Right to Speak Anonymously, Including to**
19 **Criticize the Government**

20 85. As noted, section 26806 requires ubiquitous audio and video surveillance
21 and recording of every bit of speech that occurs within California’s thousands of gun
22 stores. In other words, there is no possibility that a customer or visitor can speak
23 anonymously with others in such locations, on any topic. Rather, all private
24 conversations will be swept up and monitored by the government.

25 86. In stark contrast to section 26806’s provisions, this nation’s Founders
26 placed great value on the *anonymous* exercise of constitutional rights. In accordance
27 with this rich historical tradition, the Supreme Court has explained that “an author’s
28 decision to remain anonymous, like other decisions concerning omissions or additions

1 to the content of a publication, is an aspect of the freedom of speech protected by the
2 First Amendment.” *McIntyre v. Ohio Elections Comm’n*, 514 U.S. 334, 343 (1995).

3 87. Indeed, “[a]nonymity is a shield from ... tyranny [which] exemplifies the
4 purpose behind the Bill of Rights, and of the First Amendment in particular: to protect
5 unpopular individuals from retaliation—and their ideas from suppression—at the hand
6 of an intolerant society.” *Id.* at 357 (citation omitted). Naturally, “[t]he decision in
7 favor of anonymity may be motivated by fear of ... official retaliation, by concern
8 about social ostracism, or merely by a desire to preserve as much of one’s privacy as
9 possible. Whatever the motivation may be ... the interest in having anonymous works
10 enter the marketplace of ideas unquestionably outweighs any public interest in
11 requiring disclosure as a condition of entry.” *Id.* at 341-42.

12 88. Other federal courts have elaborated on the importance of this
13 constitutional protection for anonymous speech: “The right to speak anonymously was
14 of fundamental importance to the establishment of our Constitution. Throughout the
15 revolutionary and early federal period in American history, anonymous speech and the
16 use of pseudonyms were powerful tools of political debate. The Federalist Papers
17 (authored by Madison, Hamilton, and Jay) were written anonymously under the name
18 ‘Publius.’ ... Anonymous speech is a great tradition that is woven into the fabric of this
19 nation’s history.” *Doe v. 2themart.com Inc.*, 140 F. Supp. 2d 1088, 1092 (W.D. Wash.
20 2001).

21 89. Foreshadowing the Panopticon-like risks section 26806’s attack on
22 anonymity would bring, the Supreme Court has cautioned that “the fear of public
23 disclosure of private conversations might well have a chilling effect on private speech.
24 In a democratic society, the privacy of communication is essential if citizens are to
25 think and act creatively and constructively. Fear or suspicion that one’s speech is being
26 monitored by a stranger, even without the reality of such activity, can have a seriously
27 inhibiting effect upon the willingness to voice critical and constructive ideas.”
28 *Bartnicki v. Vopper*, 532 U.S. 514, 533 (2001).

1 90. Section 26806, however, replaces the “stranger” intentionally monitoring
2 the conversation with the State’s executive branch, controlled by the powerful
3 Governor of California, a sworn political enemy of the very constitutional right a gun
4 store customer is attempting to exercise. The First Amendment chilling effect thus is at
5 its zenith. Section 26806’s effect on speech related to Second Amendment rights is
6 equivalent to a law mandating audio and video recording of services and parishioner
7 prayers in every California church, mosque, and synagogue.

8 91. Unsurprisingly, customers at gun stores (gun owners) likely are motivated
9 to engage in speech which is critical of Governor Newsom and other California
10 politicians who advocate for, enact, and enforce laws, regulations, and policies that
11 target gun owners. Indeed, the Executive Branch contains the very officials enforcing
12 the very laws that gun store customers engage in protected political speech to criticize.
13 If such speakers know their comments will be heard only by a sympathetic gun store
14 owner and other like-minded patrons, they are likely to feel free to speak their minds.
15 Conversely, if the government wishes to squelch “political debate” and enable “official
16 retaliation” against critics, what better way than requiring 24/7 facial and voice
17 recording at locations where citizens, exercising a disfavored but enumerated
18 constitutional right, are likely to assemble?

19 92. For example, Plaintiffs Harris, Vandermeulen, Smokin' Barrel Firearms,
20 and On Target declarations explain that local gun stores provide a vital First
21 Amendment platform in their communities, in addition to being a place where
22 Californians can exercise their Second Amendment right to acquire firearms. On a
23 typical weekend morning, there are numerous customers and visitors in these stores at
24 any given time, representing people from all walks of life and from all over the area,
25 but who are generally united in their enjoyment of firearms, their desire to provide for
26 their own self-defense, and their motivation to protect and preserve their Second
27 Amendment rights. *See* Decl. of Jesse Harris in Supp. of original Compl., ECF No. 1-8,
28 ¶¶ 4-7; Decl. of Jeffrey Vandermeulen in Supp. of original Compl., ECF No. 1-3, ¶ 6;

1 Decl. of Robert Gaalswyk in Supp. of original Compl., ECF No. 1-7, ¶¶ 7, 9; and Decl.
2 of Gregg Bouslog in Supp. of original Compl., ECF No. 1-6, ¶¶ 5-8.

3 93. Such persons, like Plaintiffs Harris, Richards, GOC, GOA, CRPA, SAF,
4 and Gerald Clark use these local gun stores and gun shows to engage in First
5 Amendment speech about Second Amendment rights including, for example, potential
6 government legislation, executive actions related to firearms, current events, firearms
7 activities such as firearms training and target shooting, and other firearms-related news
8 and issues (not to mention topics dealing with the firearms themselves).

9 94. In other words, today, gun stores serve the same purpose as once served
10 by 19th- and early 20th-century General Stores, where Americans gathered to discuss
11 local and national issues.¹² See Harris Decl., ¶¶ 4-7; Vandermeulen Decl., ¶ 6;
12 Gaalswyk Decl., ¶¶ 7, 9; Bouslog Decl., ¶¶ 5-8.

13 95. Section 26806 puts a torch to this important channel for Plaintiffs to meet
14 others and exercise First Amendment speech and association rights on Second
15 Amendment issues.

16 96. Section 26806 is California's latest effort to target, marginalize, and drive
17 from the market dissenters wishing to exercise the right to keep and bear arms.
18 Stripping gun owners (and those seeking to become gun owners) of their rights to
19 anonymous discourse about political matters, section 26806 permits the very
20 government officials being criticized to monitor the speech and identify the individuals
21 speaking critically of them. It would be hard to conceive of a more tyrannical system
22 than section 26806 imposes. Section 26806 clearly violates the First Amendment right
23 to engage in anonymous speech and must be enjoined.

24 ///

25
26 ¹² See, e.g., Ronald Taylor, *The Old-Time General Store Was a Symbol of*
27 *American Enterprise*, Allegany Cnty. Hist. Soc'y,
28 [https://www.alleganyhistory.org/culture/stories-and-folklore/fact-based-stories/465-](https://www.alleganyhistory.org/culture/stories-and-folklore/fact-based-stories/465-the-old-time-general-store-was-a-symbol-of-american-enterprise)
[the-old-time-general-store-was-a-symbol-of-american-enterprise](https://www.alleganyhistory.org/culture/stories-and-folklore/fact-based-stories/465-the-old-time-general-store-was-a-symbol-of-american-enterprise) (last visited June 18,
2024).

**Section 26806 Imposes a Pervasive and Dystopian Surveillance Regime on
Home-Based Licensees**

97. In his dystopian work “1984,” George Orwell described an unthinkable world dominated by constant government surveillance of the most private affairs of its citizens: “The telescreen received and transmitted simultaneously. Any sound that Winston made, above the level of a very low whisper, would be picked up by it, moreover, so long as he remained within the field of vision . . . he could be seen as well as heard. There was of course no way of knowing whether you were being watched at any given moment. . . . It was even conceivable that they watched everybody all the time. You had to live . . . in the assumption that every sound you made was overheard, and, except in darkness, every movement scrutinized.”¹³

98. Beginning in 2024, section 26806 brings this dystopian fiction to life.

99. Section 26806 requires 24/7 audiovisual recording, sufficient to “identify [all] parties” and “activit[ies],” at all “[i]nterior views of all entries or exits to the premises, [a]ll areas where firearms are displayed, [and a]ll points of sale, sufficient to identify the parties involved in the transaction.”

100. Yet even as tyrannical as these requirements are when applied to traditional brick-and-mortar gun stores, the stark reality is that more than 60 percent of gun dealers use their home as their business premises.¹⁴

101. Section 26806’s requirements will destroy the entire spectrum of First Amendment rights exercised by home-based sellers. For numerous such dealers, being home-based makes their business affordable: “Selling firearms is a fairly low-margin business. Depending on the model you’re selling, you can expect to charge 12-20 percent more than your wholesale cost on a new gun. These low margins make it

¹³ George Orwell, *1984*, at 3-4 (1949).

¹⁴ Katherine Anderson, *Home-Based FFL Requirements*, Zenti.com (Apr. 11, 2023), <https://zenti.com/blog/home-based-ffl-requirements/> (last visited June 18, 2024).

1 difficult to run a retail gun store profitably. However, a home-based FFL business has
2 much lower maintenance and labor costs. . . .” *Id.*

3 102. Section 26806 would consign home-based FFLs to the unenviable
4 Hobson’s choice of either losing their business or giving up their most basic First
5 Amendment rights in the (former) privacy of their own homes. To require 24/7
6 surveillance of the interior of one’s home is Orwellian, to say the least.

7 103. The pervasiveness of this surveillance cannot be understated. Many
8 American homes contain multiple “entries or exits,” including a front door, rear door,
9 garage door, basement door, etc. Under section 26806, “the “interior view[.]” of each
10 would require constant surveillance, regardless of whether the dealer is currently using
11 his home for business purposes. Section 26806 also requires surveillance in “all areas
12 where firearms are displayed,” without limitation to only business firearms inventory.
13 Thus, even personally owned firearms housed in a glass display case in a living room,
14 or hunting rifles secured in a rack hung on an office wall, would require additional
15 cameras and audio recording. Finally, section 26806 requires surveillance at “all points
16 of sale.” For home-based dealers, colloquially known as “kitchen table FFLs,” this
17 would mean 24-hour surveillance of, for example, a person’s kitchen table, as well.

18 104. Section 26806 would impose great harm to at-home FFL dealers such as
19 Adam Richards who not only operates as an FFL out of his home, but also works as an
20 attorney and has multiple confidential conversation per day that would be fully
21 recorded and break his duty of confidentiality with clients. Section 26806 also impacts
22 Plaintiff Richards’ personal life by placing every small detail of his family into the lens
23 a camera like being on a reality show that they did not sign up for. *See Decl. of Adam*
24 *Richards in Supp. of original Compl., ECF No. 1-2, ¶¶ 3-5, 9, 10.*

25 105. It thus is hardly inconceivable to estimate that a home-based dealer will be
26 required to install government surveillance systems in virtually every corner of the
27 home, perhaps aside from a bedroom or bathroom (the only private places left to
28 escape California’s prying eye).

1 106. Sweeping up virtually all activity that takes place within the home (on a
2 24-hour basis), section 26806's surveillance mandate thus strikes at the heart of several
3 important First Amendment protections.

4 107. For example, the Supreme Court has long recognized the importance of
5 confidential marital communications, to the point that disclosure of such speech cannot
6 be compelled by the government, even in criminal cases: "the protection of marital
7 confidences [is] regarded as so essential to the preservation of the marriage
8 relationship as to outweigh the disadvantages to the administration of justice which the
9 privilege entails." *Wolfle v. United States*, 291 U.S. 7, 14 (1934). Section 26806
10 eviscerates that privilege, even in one's own home, mandating the recording of
11 conversations between spouses, on the most private of topics, including health, sex,
12 religion, political beliefs, personal finances, the rearing of children, and the list goes
13 on.

14 108. Section 26806's application to home-based business also strikes at the
15 free exercise of religion. The chilling effect of 24/7 government monitoring inside the
16 homes of spiritual citizens should be too obvious for argument. For example, Plaintiffs
17 who regularly pray in thanks before meals at the kitchen table may be captured because
18 it is done at the same place he conducts firearms transfers. People may feel that they
19 lack privacy in their own homes and be forced to change rooms, change their habits,
20 alter their religious practices, etc. because of the constant surveillance by the
21 government.

22 109. Plaintiffs' concerns about section 26806's violation of religious freedom
23 are more than theoretical. In 2014, Houston, Texas mayor Annise Parker, the city's
24 first lesbian mayor, issued subpoenas to a group of pastors opposed to her "equal rights
25 ordinance," demanding that they turn over copies of any sermons or communications
26 with parishioners dealing with homosexuality, gender identity, or Parker herself, for
27
28

1 review by city attorneys.¹⁵ The move sparked a massive national outcry, and resulted in
 2 a motion to quash filed by Alliance Defending Freedom on behalf of the pastors. As
 3 ADF noted, “[t]hese requests, if allowed, will have a chilling effect on future
 4 citizens.”¹⁶ Eventually, and unsurprisingly, Parker and the city backed down.¹⁷

5 110. Yet Section 26806 will accomplish the same ends, and through more
 6 nefarious means. Personal religious conversations between spouses, parents and
 7 children, and homeowners and houseguests will be subject to monitoring by the state.
 8 Free exercise of religion in Californians’ own homes doubtlessly will be chilled by
 9 such monitoring, as will political comments in opposition to politicians such as
 10 Governor Newsom, and state policies attacking the right to bear arms.

11 111. Indeed, the more one thinks about section 26806, the worse it gets.
 12 Besides the obvious chilling effects its surveillance will have on political speech and
 13 the rights to anonymity and free association, section 26806 will eviscerate free
 14 expression almost entirely.

15 112. Section 26806(a)(1) requires surveillance equipment to “clearly record
 16 images and ... audio.” The phrase “clearly record” modifies a conjunctive requirement;
 17 therefore, such equipment must also “clearly record ... audio.” Moreover, under
 18 section 26806(a)(2), cameras providing such “clear[] record[ing]” of audio must
 19 “reasonably produce recordings that allow for the clear identification of any person.” A
 20 person’s voice is just one way they may be clearly identified.

21 113. Taken together, these provisions require a practically sterile audio
 22

23 ¹⁵ Todd Starnes, *City of Houston Demands Pastors Turn Over Sermons*, Fox News,
 24 <https://tinyurl.com/y9h72yt8> (May 7, 2015).

24 ¹⁶ Mem. in Supp. of Nonparty Pastors’ Amended Mot. to Quash Subpoenas at 5,
 25 *Woodfill v. Parker*, No. 2014-44974 (Tex. Dist. Ct. Harris Cnty. Oct. 9, 2014),
 26 <https://adfmedialegalfiles.blob.core.windows.net/files/WoodfillQuashBrief.pdf> (last
 visited June 18, 2024).

27 ¹⁷ Todd Starnes, *Houston Mayor Drops Bid to Subpoena Pastors’ Sermons*, Fox
 28 News (May 7, 2015), <https://www.foxnews.com/opinion/houston-mayor-drops-bid-to-subpoena-pastors-sermons> (last visited June 18, 2024).

1 environment in order for surveillance recordings to comply with the law. Were it
2 otherwise, gun dealers could simply install “white noise” machines next to all audio
3 surveillance devices, which would still capture a “clear[] record[ing]” of “audio”
4 within the store, just not anything helpful to the government. What is more realistic is
5 that a fan in the shop or other noises in the course of business would make it difficult
6 for the recording to pick up anything useful, and therefore, section 26806 is asking
7 FFLs to record their lives, which may be completely unusable.

8 114. Indeed, if cameras must clearly record audio such that persons are clearly
9 identifiable, then section 26806 effectively prohibits ambient audio interference. That
10 means a store clerk cannot listen to a TV show, for fear of its audio garbling the
11 surveillance recording. Christmas music—or any music, for that matter—is similarly
12 verboten. But for home-based FFLs, the implications get worse and worse. Section
13 26806 does not lift its “clear[] record[ing]” mandate outside of business hours; indeed,
14 household occupants will find themselves actors on the set of a 24/7 reality TV show,
15 ensuring the microphones “clearly record” the contents of conversations such that
16 everyone remains identifiable at all times. Of course, the political debate broadcast on
17 the radio will be off-limits, as will be the televised religious sermon, because section
18 26806 requires ambient sterility.

19 115. California no doubt will demur that the surveillance recordings under
20 section 26806 are for limited purposes and promise that they will be used only for
21 firearms-related purposes, such as providing evidence of criminal transfers, or tracking
22 down thieves who rob gun stores. But that misses the whole point about a “chilling
23 effect” on protected speech; the government’s ultimate actions are not the only
24 concern, but rather the effect the restrictions have on persons’ willingness and freedom
25 to speak their minds in the first place. As Winston quipped, “[t]here was of course no
26 way of knowing whether you were being watched. . . . You had to live . . . in the
27 assumption that . . . every movement [was] scrutinized.”

28 116. As applied to home-based FFLs, section 26806 imposes a dystopian

1 Panopticon that will eviscerate constitutional rights and destroy small business,
 2 because no home-based FFL could possibly be expected to comply with such
 3 tyrannical demands by the government. To prevent these irreparable harms, section
 4 26806 must be enjoined.

5 **Section 26806 Is Presumptively Unconstitutional Because It Subjects Disfavored**

6 **Viewpoints to Discriminatory Treatment**

7 117. Section 26806 constitutes nefarious viewpoint discrimination in violation
 8 of the First Amendment. It targets only stores engaged in the exercise of Second
 9 Amendment rights to possess and transfer firearms. And it punishes only those
 10 individuals exercising the right—those with a favorable view of the Second
 11 Amendment—with 24/7 surveillance, and not those who disagree with, criticize, or
 12 decline to exercise the right themselves.

13 118. Section 26806’s discriminatory nature is clear on its face: “The test for
 14 viewpoint discrimination is whether—within the relevant subject category—the
 15 government has singled out a subset of messages for disfavor based on the views
 16 expressed.” *Matal v. Tam*, 582 U.S. 218, 248 (2017) (Kennedy, J., concurring).

17 119. Although this Court need not proceed beyond section 26806’s plain text
 18 and real-world effects, the government’s discriminatory intent bears emphasis. Indeed,
 19 the hostility of Governor Newsom and the California legislature to the right to keep
 20 and bear arms is well-documented. Governor Newsom “has for years crusaded against
 21 the gun industry and reaped the political benefits.”¹⁸ From the Governor on down,
 22 California has made crystal-clear its opposition to the Second Amendment and its
 23 intention to burden, and where possible shut down, those who attempt to exercise the
 24 right.

25 120. Of course, a law that “reflects the Government’s disapproval of a subset

26 ¹⁸ Christopher Cadelago & Jeremy B. White, *Gavin Newsom Wants 28th*
 27 *Amendment for Guns in U.S. Constitution*, Politico (June 8, 2023),
 28 <https://www.politico.com/news/2023/06/08/newsom-gun-control-amendment-00100954> (last visited June 18, 2024).

1 of messages it finds offensive ... is the essence of viewpoint discrimination.” *Tam*, 582
 2 U.S. at 249 (Kennedy, J., concurring).

3 121. Accordingly, the Supreme Court has emphasized that, “[w]hen the
 4 government targets not subject matter, but particular views taken by speakers on a
 5 subject, the violation of the First Amendment is all the more blatant. . . . The
 6 government **must** abstain from regulating speech when the specific motivating
 7 ideology or the opinion or perspective of the speaker is the rationale for the
 8 restriction.” *Rosenberger v. Rector & Visitors of the Univ. of Va.*, 515 U.S. 819, 829
 9 (1995) (emphasis added).

10 122. Consequently, “viewpoint discrimination is an ‘egregious form of content
 11 discrimination’ and is ‘presumptively unconstitutional,’” subject to strict scrutiny.
 12 *Iancu v. Brunetti*, 139 S. Ct. 2294, 2299 (2019). The commercial context of section
 13 26806’s discrimination is inapposite. *See Tam*, 582 U.S. at 251 (Kennedy, J.,
 14 concurring) (“[D]iscrimination based on viewpoint, including a regulation that targets
 15 speech for its offensiveness, remains of serious concern in the commercial context.”).

16 123. Defendants bear the burden of justifying their novel surveillance scheme,
 17 and they cannot. Section 26806 therefore violates the First Amendment’s prohibition
 18 of viewpoint discrimination as well.

19 **Section 26806 Constitutes an Uncompensated Government Taking Under the**
 20 **Fifth Amendment**

21 124. Section 26806 imposes upon licensee Plaintiffs a legal obligation to
 22 purchase government approved video surveillance systems, and to operate, maintain,
 23 and store the resulting video and audio recordings, all at the expense of the licensee.

24 125. Section 26806 imposes on licensee Plaintiffs a legal obligation to
 25 undertake continuous digital video surveillance of their own private property, and to
 26 permit government agents to freely enter upon their property to perpetually access and
 27 view, at-will, that digital video surveillance.

28 126. Mandating that lawful possessors or owners of private property may not

1 interfere with governmental agents who freely enter their property at-will, to
2 perpetually access and view all on-site surveillance video and audio recordings, is a
3 physical appropriation of that property, and a governmental surveillance easement of
4 the private property.

5 127. Such surveillance itself, in addition to at-will entry onto Plaintiffs'
6 property, constitutes a permanent physical occupation of their property.

7 128. Such at-will surveillance, entry, and viewing are neither intermittent nor
8 of a temporary nature.

9 129. Such at-will surveillance, entry, and viewing impair Plaintiffs' right to
10 exclude other persons from their property.

11 130. Such at-will surveillance, entry, and viewing impair Plaintiffs' right to
12 freely use their property, free from the prying eyes of the government.

13 131. Such at-will surveillance, entry, and viewing impair Plaintiffs' right to
14 transact business.

15 132. Such at-will surveillance, entry, and viewing authorize the government to
16 possess and use Plaintiffs' own property as it pleases, and impair Plaintiffs' right to
17 possess, use, and dispose of their own property as they please, in violation of the Fifth
18 and the Fourteenth Amendments.

19 133. Defendants have failed to compensate Plaintiffs for the permanent
20 physical taking or the permanent easement imposed upon Plaintiffs' property.

21 134. Section 26806 commandeers private property owners and lessees to
22 implement and then accommodate a sweeping and perpetual government surveillance
23 scheme without any form of compensation for the significant costs incurred or the
24 severe limitations on property rights suffered. What is more, once California has its
25 section 26806 recording regime in place (with private industry having done all the
26 legwork), California reserves the right to insert itself into gun dealers' stores and
27
28

1 homes for compliance inspections as often as it pleases – at the dealers’ cost.¹⁹

2 135. California’s message to businesses engaged in constitutionally protected
3 conduct and commerce is clear: “First, you will spy on your patrons’ lawful conduct
4 for us. Second, you are to bear the costs of our surveillance. Third, you will give us
5 access, on demand, to what you have recorded. Fourth, *you* will pay *us* for *your*
6 trouble.”

7 136. Designed to curtail such egregious abuses of power, the Takings Clause of
8 the Fifth Amendment provides: “nor shall private property be taken for public use,
9 without just compensation.” The protections of the Takings Clause are incorporated
10 against the states via the Fourteenth Amendment Due Process Clause. *Chi., Burlington*
11 *& Quincy R.R. v. Chicago*, 166 U.S. 226 (1897).

12 137. After *Knick v. Township of Scott*, 139 S. Ct. 2162 (2019), Plaintiffs need
13 not exhaust state-court remedies prior to filing a Takings claim in federal court,
14 because such a requirement would have preclusive effect on any subsequent federal
15 claims under *San Remo Hotel, L.P. v. City & County of San Francisco*, 545 U.S. 323
16 (2005). Accordingly, “[a] property owner may bring a takings claim under § 1983 upon
17 the taking of his property without just compensation. . . .” *Knick*, 139 S. Ct. at 2179.

18 138. As the Founders recognized uniformly, “the protection of private property
19 is indispensable to the promotion of individual freedom.” *Cedar Point Nursery v.*
20 *Hassid*, 141 S. Ct. 2063, 2071 (2021).

21 139. Among the most vital rights of property ownership is the right to exclude
22 others, from private individuals to the government itself. *Cedar Point*, 141 S. Ct. at
23 2072. Indeed, without the right to decide who may enter upon your property and what
24 they may do while there, the right to property does not exist. *See Loretto v.*

25
26 ¹⁹ California has granted itself the right to inspect gun dealers “at least once every
27 three years,” language that contains no upper limit to inspection frequency. *See* Cal.
28 Penal Code § 26720(a)(1). Indeed, weekly inspections occur “at least once every three
years.” Moreover, California compels gun dealers to cover the costs of their own
regulatory oversight. *See id.*, § 26720(b).

1 *Teleprompter Manhattan CATV Corp.*, 458 U.S. 419, 435 (1982) (“the power to
2 exclude has traditionally been considered one of the most treasured strands in an
3 owner’s bundle. . . .”); *id.* (“Property rights in a physical thing have been described as
4 the rights ‘to possess, use and dispose of it.’ To the extent that the government
5 permanently occupies physical property, it effectively destroys each of these rights.”).

6 140. Accordingly, several types of governmental interference with property
7 rise to the level of “takings” within the meaning of the Fifth Amendment, for which the
8 government must pay “just compensation.”

9 141. While the formal condemnation or physical possession of property by
10 government clearly suffice as “takings,” so too do physical intrusions and use
11 restrictions. Indeed, “[g]overnment action that physically appropriates property is no
12 less a physical taking because it arises from a regulation,” *Cedar Point*, 141 S. Ct. at
13 2072, and the “essential question is not . . . whether the government action at issue
14 comes garbed as a regulation (or statute, or ordinance, or miscellaneous decree),” but
15 rather “whether the government has physically taken property for itself or someone
16 else—*by whatever means*—or has instead restricted a property owner’s ability to use
17 his own property.” *Id.* (emphasis added).

18 142. In 2020, a minority of eight dissenting Ninth Circuit judges wrote that
19 “[t]he right to enter onto the land of another to take some action is the epitome of an
20 easement in gross. . . . The Access Regulation gives multiple union organizers the right
21 to enter onto employers’ private property to ‘meet[] and talk[] with employees and
22 solicit[] their support’ for three hours a day, 120 days a year. . . . Accordingly, we have
23 the ‘classic taking’ . . . Because California has ‘appropriate[d] private property for its
24 own use,’ there has been ‘a per se taking that requires compensation.’” *Cedar Point
25 Nursery v. Shiroma*, 956 F.3d 1162, 1171-72 (9th Cir. 2020) (Ikuta, J., dissenting). Of
26 course, their minority view was vindicated by the Supreme Court the following year.

27 143. Worse even than California’s “Access Regulation,” section 26806 makes
28 the Plaintiff licensees Adam Richards, Jesse Harris, Jeffrey Vandermeulen, On Target,

1 and Smokin' Barrel Firearms set aside their property for the state's exclusive use,
 2 purchase the state's electronic equipment on their own dime (in essence install their
 3 own wiretap in their private space), and then stand aside while state officials enter
 4 upon said property to access the system at their pleasure. *See Boise Cascade Corp. v.*
 5 *United States*, 296 F.3d 1339, 1355 (Fed. Cir. 2002) (permanent physical taking when
 6 the government "sunk concrete wells on ... property to monitor groundwater pollution
 7 from a nearby superfund site," and thereafter government "workers ... entered to ...
 8 maintain[] and monitor them. . . . The permanency of the wells and the quasi-
 9 permanent right of entry provided to the government workers who monitored and
 10 maintained them led us to apply the *per se* takings theory of *Loretto*.").

11 **Section 26806 Constitutes an Uncompensated Per Se Physical Intrusion**

12 144. "Whenever a regulation results in a physical appropriation of property, a
 13 *per se* taking has occurred" and just compensation must be paid. *Cedar Point*, 141 S.
 14 Ct. at 2072. A finding of a *per se* physical taking is dispositive; "a permanent physical
 15 occupation constitutes a *per se* taking regardless whether it results in only a trivial
 16 economic loss" and "without regard to whether the action achieves an important public
 17 benefit or has only minimal economic impact on the owner." *Cedar Point*, 141 S. Ct. at
 18 2073 (quoting *Loretto*, 458 U.S. at 434-35).

19 145. In other words, when a *per se* physical taking has occurred, the only
 20 question is *how much* compensation must be paid, not *whether* it should be paid. *See*,
 21 *e.g.*, *Cedar Point*, 141 S. Ct. at 2074 (citation omitted).

22 146. Section 26806's provisions meet this standard and thus constitute a *per se*
 23 physical taking because section 26806 compels the installation of government
 24 surveillance equipment (video cameras, audio recording devices, etc.) at various
 25 locations throughout commercial businesses and private homes across California. *See*
 26 *Otay Mesa Prop. L.P. v. United States*, 86 Fed. Cl. 774, 790-91 (2009), *aff'd*, 670 F.3d
 27 1358 (Fed. Cir. 2012).

28 147. Section 26806 is fairly specific about where such government monitoring

1 devices must be placed – so as to capture “interior views of all entries or exits,” at “all
2 places where firearms are displayed,” and at “all points of sale.”

3 148. Section 26806 removes any discretion from Plaintiff licensees Jesse
4 Harris, Adam Richards, Jeffrey Vandermeulen, On Target, and Smokin' Barrel
5 Firearms how or where to install the government’s surveillance devices and, under
6 section 26806, such devices may not be removed (“[e]ach camera shall be permanently
7 mounted in a fixed location”).

8 149. In a typical business, section 26806’s mandates likely would mean
9 cameras near the front and rear doors, along with at the gun counter, capturing all
10 handguns in display cases, all long guns on wall racks, and at the cash register and/or
11 computer where background checks are performed. It also means a “sign in a
12 conspicuous place at each entrance to the premises” providing government-mandated
13 warnings that government-mandated surveillance is in progress.

14 150. Section 26806’s mandates take priority over a shop owner’s other uses for
15 the real estate of his walls, ceilings, etc.

16 151. Section 26806 thus constitutes a permanent,²⁰ physical, government
17 occupation of numerous portions of (and uses of) Plaintiffs’ property where
18 government surveillance equipment must be installed, and additionally for all space
19 upon the property where cameras and audio equipment are pointed and recording.

20 152. For gun shops, the effect that this law will have on their business is almost
21 indescribable. Tens of thousands of dollars spent on purchasing recording and storage
22 equipment so the government can track them and their customers. Losses in revenue
23 because customers refuse to give up their bundle of other rights in order to exercise a
24 few. Limits to the conversations that would normally happen around gun safety,
25 security needs of the individual and constitutional rights of the gun owner quashed
26

27 ²⁰ Even if section 26806 did not blatantly use the word “permanent,” a taking does
28 not become “temporary” merely because “the government can always change its mind
at a later time. . . .” *Hendler v. United States*, 952 F.2d 1364, 1376-77 (Fed. Cir. 1991).

1 because people are too afraid to have these conversations while under the microscope
2 of a government lens.

3 153. In fact, since SB 1384 took effect, one of the largest firearm retailers in
4 California, Big 5 Sporting Goods, stopped selling firearms altogether in lieu of
5 incurring the costs of installing audio/visual monitoring equipment in compliance with
6 SB 1384.²¹ Some of Plaintiffs' members have also ceased dealing in firearm in lieu of
7 compliance.

8 154. For home-based gun dealers, the physical intrusion is even greater, as
9 surveillance equipment must be installed within one's own home. Mom's ornamental
10 plates on the wall of the dining room must give way to a sterile-looking video camera
11 with a flashing light. Dad's deer antlers on the living room wall must be moved so that
12 more government eavesdropping devices can be affixed to the studs. The most intimate
13 of situations may be recorded and even used against the homeowners in civil or
14 criminal litigation.

15 155. All of the surveillance equipment mandated by section 26806 is
16 permanent ("shall be permanently mounted"). It must record 24 hours a day, 7 days a
17 week. It cannot be removed for special occasions (Christmas dinner), and it may not be
18 turned off or covered while the premises are not open to the public for business.

19 156. Indeed, section 26806 is on all fours with the facts of *Loretto*, where the
20 owner of an apartment building objected to installation of electronic devices (cable TV
21 antennas and boxes) on the *exterior* roof of her building. Here, section 26806 mandates
22 installation of electronic devices (cameras, microphones, computers) on the *interior* of
23 Plaintiffs' businesses, and "literally adds insult to injury" because it makes Plaintiffs
24 pay to be surveilled. *See Loretto*, 458 U.S. at 436.

25 157. Nor is section 26806 permissible under "the State's power to require

26 _____
27 ²¹ *See* Big 5 Sporting Goods Corp., Annual Report (Form 10-K) (Feb. 28, 2024) at
28 17,
<https://www.sec.gov/ix?doc=/Archives/edgar/data/1156388/000095017024021829/bgv-20231231.htm> (last visited June 5, 2024).

1 landlords to comply with building codes and provide utility connections, mailboxes,
 2 smoke detectors, fire extinguishers, and the like in the common area of a building,”
 3 with no “physical occupation of a portion of his building by a third party.” *Loretto*, 458
 4 U.S. at 440. The government surveillance equipment required by section 26806 in no
 5 way relates to devices the government requires be installed for the benefit of those
 6 within the property.²² Rather, section 26806’s mandated surveillance equipment is *for*
 7 *the benefit of the government alone*. See *Cedar Point*, 141 S. Ct. at 2072 (“Whenever a
 8 regulation results in a physical appropriation of property, a *per se* taking has occurred,
 9 and *Penn Central* has no place.”).

10 158. Indeed, section 26806 explicitly provides that the gun store “shall not use
 11 ... recordings” but “shall allow access” to the government at any time. **Under the**
 12 **plain language of section 26806, a gun store could not even examine video and**
 13 **audio recordings after a burglary to attempt to identify the perpetrators.** In other
 14 words, section 26806 clearly mandates an “occupation” by the government, forcing
 15 gun stores to purchase and install government property, for the sole use and benefit of
 16 the government. See *Loretto*, 458 U.S. at 440. And section 26806 permits government
 17 agents to come a-knocking at any time, to inspect the system or download its
 18 surveillance recordings.²³

19 159. Compounded by the sheer costs of complying with section 26806’s novel
 20 surveillance scheme, this intrusive digital dragnet plainly constitutes a physical taking
 21 for which just compensation must be paid.

22
 23
 24 ²² But even if California’s surveillance system somehow benefited the gun store,
 25 that does not mean that section 26806 does not constitute a taking. See *Loretto*, 458
 26 U.S. at 422, 438 (concluding, with respect to the installation of “a ‘noncrossover’
 line—*i.e.*, one that provided CATV service to appellant’s own tenants,” that there is
 “no constitutional difference between a crossover and a noncrossover installation”).

27 ²³ Similarly, a requirement that property owners allow non-governmental private
 28 parties a right of access on their land is a physical taking under the Fifth Amendment.
Cedar Point, 141 S. Ct. at 2080.

1 **Enforcement of Section 26806 Constitutes an Uncompensated Regulatory Taking**

2 160. In the alternative, section 26806 is a restriction on the use of property that
3 goes “too far” and therefore amounts to a “regulatory taking.” *Cedar Point*, 141 S. Ct.
4 at 2072.

5 161. Whether a use restriction rises to the level of compensable “regulatory
6 taking” requires analysis of the factors identified in *Penn Cent. Transp. Co. v. New*
7 *York City*, 438 U.S. 104 (1978). This factual inquiry entails “[t]he economic impact of
8 the regulation on the [property owner],’ (2) ‘the extent to which the regulation has
9 interfered with distinct investment-backed expectations,’ and (3) ‘the character of the
10 governmental action.’” *CDK Glob. LLC v. Brnovich*, 16 F.4th 1266, 1282 (9th Cir.
11 2021) (alterations in original) (quoting *Penn Central*, 438 U.S. at 124). Elaborating on
12 the “character” factor, the *Penn Central* Court observed that a regulatory “‘taking’ may
13 more readily be found when the interference with property can be characterized as a
14 physical invasion by government.” *Penn Central*, 438 U.S. at 124.

15 162. Of course, the case at bar is nothing like *Penn Central*, which simply
16 maintained the status quo by denying Penn Central’s ability to construct an office
17 building above Grand Central Terminal, a historic landmark. *Penn Central*, 438 U.S. at
18 136 (noting that “the New York City law does not interfere in any way with the present
19 uses of the Terminal”).

20 163. In stark contrast, section 26806 upends the status quo entirely, imposing
21 onerous new surveillance requirements at a significant (and for some, altogether
22 prohibitive) cost. Businessowners and affected homeowners alike will have to change
23 how they use their own properties, as the installation of a Bentham’s Panopticon
24 invariably alters how people under observation behave: “‘The fact that you *won’t* do
25 things, that you will self-censor, are the worst effects of pervasive surveillance,’
26 reiterates security expert Bruce Schneier, a fellow at the Berkman and in the
27 cybersecurity program of the Kennedy School’s Belfer Center for Government and
28 International Affairs. ‘Governments, of course, know this. China bases its surveillance

1 on this fact. It *wants* people to self-censor. . . .”²⁴ Thus, the “character of the
2 governmental action” here is as tyrannical as it gets.

3 164. Egregious as these effects are, the *Penn Central* factors make all the more
4 clear that section 26806 effectuates a regulatory taking. Indeed, section 26806 entirely
5 upends dealers’ “investment-backed expectations,” especially those who are
6 homeowners. In its surveillance-state zeal, section 26806 imposes prohibitively
7 expensive regulatory burdens that will price countless small-scale gun dealers out of
8 existence. These unprecedented costs naturally interfere with Plaintiffs’ expectations as
9 to the uses of their property and the profit (and indeed livelihood) potential of
10 operating a gun store in California.

11 165. In the context of a home-based dealer, such regulatory limitation amounts
12 to a complete taking because no meaningful domestic use remains if occupants are to
13 be surveilled within their own homes. Indeed, Plaintiffs Richardson and Vandermeulen
14 would rather move out of their homes or quit their businesses than star in section
15 26806’s version of “The Truman Show.” In addition to the weighty cost of purchasing,
16 installing, and maintaining section 26806’s surveillance system, the economic impacts
17 caused by loss of use of a property (especially a home) are crippling.

18 166. Thus, even if the Court finds that section 26806 is not a *per se* physical
19 taking of property for government use, it still constitutes an overbearing regulatory
20 taking for which compensation is due.

21 **Unconstitutionally Compelled Waiver of Fifth Amendment-Protected Privileges**

22 167. By mandating both visual and audio recording 24/7 inside Plaintiffs’
23 premises, including the homes of home-based dealers, section 26806 forcibly intrudes
24 into areas where many privileged communications occur.

25 168. First, with respect to home-based gun dealers, the recording mandate
26

27 ²⁴ Jonathan Shaw, *The Watchers: Assaults on Privacy in America*, Harvard Mag.
28 (Jan.-Feb. 2017), <https://www.harvardmagazine.com/2016/12/the-watchers> (last visited June 18, 2024).

1 treads into an area which the courts have recognized is essential to protect: spousal
2 communications. *Wolfe v. United States*, 291 U.S. 7, 14 (1934). While case law
3 supports the concept that spousal communications made in public, or where the
4 spouses know that the communication is not in confidence, fall outside the protection,
5 it appears implicit in these decisions that courts differentiate such communications
6 *because* they occur outside the home. *See, e.g., United States v. Tartaglione*, 228 F.
7 Supp. 3d 402 (E.D. Pa. 2017).

8 169. Indeed, various courts have recognized that the home is different, as the
9 very “purpose of the spousal privilege is to protect the sanctity of the *marriage*
10 *and home*.” *In re Marriage of Sarsfield*, 671 P.2d 595, 600 (Mont. 1983) (emphasis
11 added). The entire concept of waiver of privilege is that one who gives up the privilege
12 could have retreated to a safe space, such as the home, in order to make the
13 communication. Here, the government effectively removes the ability to retreat by
14 requiring recording *within* the sanctity of the home.

15 170. Especially for home-based dealers, section 26806 pays no concern as to
16 other privileges which it might obliterate, such as the doctor/patient privilege. The
17 doctor/patient privilege “reflects ‘the imperative need for confidence and trust’
18 inherent in the doctor-patient relationship and recognizes that ‘a physician must know
19 all that a patient can articulate in order to identify and to treat disease; barriers to full
20 disclosure would impair diagnosis and treatment.’” *Conant v. Walters*, 309 F.3d. 629,
21 636 (9th Cir. 2002) (quoting *Trammel v. United States*, 445 U.S. 40, 51 (1980)).

22 171. Plaintiffs Richards and Harris express concerns over legal conversations
23 that happen in their home office or shop to which Defendants would be made a party
24 should section 26806 be implemented. *See* Richards Decl., ¶ 4, 7, 8; Harris Decl., ¶ 5,
25 9.

26 172. Likewise, the priest-penitent or clergy privilege may also be implicated
27 for individuals who choose to, for example, receive counseling or therapy, or otherwise
28 contact a pastor or priest for guidance on spiritual issues while under government

1 surveillance at home. *See, e.g., Stevens v. Brigham Young University-Idaho*, 2018 U.S.
2 Dist. LEXIS 100491, at *19 (D. Idaho June 11, 2018) (“[t]he privilege applies to
3 protect communications made (1) to a clergyperson, (2) in his or her spiritual
4 professional capacity (3) with a reasonable expectation of confidentiality.”).

5 173. Finally, section 26806 egregiously invades the attorney-client privilege.
6 For example, due to the complex regulatory nature of the firearms business, many gun
7 stores frequently communicate with counsel to receive guidance on complex
8 compliance needs. However, given the nonstop nature of the recording under section
9 26806, and the demand for audio recording in particular, proprietors looking for
10 counsel must *leave* their licensed premises to ensure that their communications with
11 their lawyer are not captured and recorded, which would waive their privilege.

12 174. Of course, leaving the premises (which is now recorded) to call counsel is
13 not feasible in many cases, as gun stores may require guidance *about their records*,
14 which they are statutorily forbidden from removing from the licensed premises. *See* 27
15 C.F.R. § 478.129.

16 175. Indeed, many gun stores have retained counsel via programs to conduct
17 mock audits and provide them advice at the licensed premises.²⁵

18 176. These privileged interactions would now be recorded under section 26806.

19 177. Section 26806 thus invades and violates all of the most fundamental
20 privileges against disclosure of conversations. By mandating that every gun store
21 owner and home-based dealer record all of their conversations for review by the State,
22 section 26806 invades the Fifth Amendment’s privileges against disclosure of many
23 conversations.

24 **Right to Privacy Under the Fourth Amendment**

25 178. The Fourth Amendment provides that “[t]he right of the people to be
26

27 ²⁵ *See, e.g., FFL DealerShield*, U.S. LawShield,
28 <https://www.uslawshield.com/ffl/#:~:text=With%20FFL%20DealerShield%20from%20U.S.,business%20for%20an%20ATF%20audit> (last visited Dec. 8, 2023).

1 secure in their persons, houses, papers, and effects, against unreasonable searches and
2 seizures, shall not be violated, and no Warrants shall issue, but upon probable cause,
3 supported by Oath or affirmation, and particularly describing the place to be searched,
4 and the persons or things to be seized.” *See Mapp v. Ohio*, 367 U.S. 643 (1961); *Ker v.*
5 *California*, 374 U.S. 23 (1963); *Aguilar v. Texas*, 378 U.S. 108 (1964).

6 179. The Fourth Amendment was a direct repudiation of the oppressive writs
7 of assistance and general search warrants that colonial merchants suffered under
8 British rule. These writs operated without expiration and granted officials wide latitude
9 in searches because they did not enumerate specific items, places, persons, or
10 timeframes for governmental intrusion. *Payton v. New York*, 445 U.S. 573, 583-84
11 (1980); and *Boyd v. United States*, 116 U.S. 616, 625 (1886) (“The practice had
12 obtained in the colonies of issuing writs of assistance to the revenue officers,
13 empowering them, in their discretion, to search suspected places for smuggled goods. .
14 . .”).

15 180. Rejecting these open-ended, perpetual searches, the Founders sought to
16 protect the people from unreasonable governmental intrusions. Consequently, “the
17 principles reflected in the Amendment ‘reached farther than the concrete form’ of the
18 specific cases that gave it birth, and ‘apply to all invasions on the part of the
19 government and its employes of the sanctity of a man’s home and the privacies of
20 life.’” *Payton*, 445 U.S. at 585 (quoting *Boyd*, 116 U.S. at 630).

21 181. The protection against unreasonable searches and seizures naturally
22 “extends to commercial premises.” *De La O v. Arnold-Williams*, 2006 U.S. Dist.
23 LEXIS 91919, at *15 (E.D. Wash. Dec. 20, 2006). The Fourth Amendment also
24 applies with equal force in civil and criminal contexts, because unreasonable
25 governmental intrusions are odious no matter the form they take or the penalty they
26 impose. *See Safaie v. City of Los Angeles*, 2020 U.S. Dist. LEXIS 87227, at *6 (C.D.
27 Cal. Mar. 23, 2020) (“Whether the search is conducted pursuant to a civil or criminal
28 investigation, *i.e.*, whether the potential penalty is an arrest or citation, is irrelevant for

1 Fourth Amendment purposes.”).

2 182. In order “[t]o state a Fourth Amendment claim based upon an
3 unreasonable search, [a] plaintiff must allege (1) government conduct that constitutes a
4 search within the meaning of the Fourth Amendment; and (2) that the search was
5 unreasonable. *Taylor v. City of Saginaw*, 922 F.3d 328, 332 (6th Cir. 2019)

6 183. As the Supreme Court has observed, “[w]hen ‘the Government obtains
7 information by physically intruding’ on persons, houses, papers, or effects, ‘a “search”
8 within the original meaning of the Fourth Amendment has ‘undoubtedly occurred.’”
9 *Florida v. Jardines*, 569 U.S. 1, 5 (2013); *see also id.* at 6 (“entering and occupying the
10 area to engage in conduct not explicitly or implicitly permitted by the homeowner”).

11 184. Departing from the Fourth Amendment’s property-rights foundation in the
12 20th century, the Supreme Court alternatively has found “official intrusion[s] into th[e]
13 private sphere” to qualify as “searches” when an individual has a “reasonable
14 expectation of privacy.” *Carpenter v. United States*, 138 S. Ct. 2206, 2213 (2018)
15 (explaining doctrinal history); *see also United States v. Jones*, 565 U.S. 400, 406-07
16 (2012) (“ ‘reasonable expectation of privacy’ . . . did not repudiate” the property
17 focus).

18 185. Under either conception (property or privacy), Section 26806 mandates an
19 unreasonable Fourth Amendment “search.”

20 186. The compelled installation of audiovisual surveillance on private property
21 undoubtedly is a Fourth Amendment search because such surveillance is a physical
22 intrusion on and occupation of private property for the purpose of collecting
23 information.

24 187. Section 26806 mandates the installation of surveillance equipment in
25 private homes and businesses for the collection and long-term retention of information
26 to which California will then have the right to access. In other words, California will
27 physically intrude upon these locations and permanently install its “eyes” and “ears” to
28 observe all that goes on.

1 **Section 26806 Operates as a Forbidden General Warrant**

2 188. Section 26806 operates as a general warrant, contrary to the Fourth
3 Amendment's "precise and clear" command that "no Warrants shall issue, but upon
4 probable cause, supported by Oath or affirmation, and particularly describing the place
5 to be searched, and the persons or things to be seized." *Stanford v. Texas*, 379 U.S.
6 476, 481 (1965).

7 189. A general warrant allows government officials to "rummage . . . in an
8 unrestrained search for evidence of criminal activity," *Riley v. California*, 573 U.S.
9 373, 403 (2014), and therefore is *per se* unreasonable without further analysis. *Weeks*
10 *v. United States*, 232 U.S. 383, 390 (1914) (describing "unreasonable searches and
11 seizures, such as were permitted under the general warrants" of British rule).

12 190. Among the most oppressive historical general warrants were writs of
13 assistance. These "hated writs of assistance had given customs officials blanket
14 authority to search where they pleased for goods imported in violation of the British
15 tax laws." *Stanford*, 379 U.S. at 481.

16 191. Like the repudiated general warrant, section 26806 grants enforcement
17 officials blanket authority to examine **all locations** identified in the statute without any
18 particularized suspicion of criminal activity. *Cf. Stanford*, 379 U.S. at 481 ("blanket
19 authority to search where they pleased").

20 192. Like the general warrant, section 26806 operates without expiration,
21 remaining in effect on a permanent basis. *Cf. James Otis: Against Writs of Assistance*,
22 *Nat'l Humans. Inst.* (Feb. 1761),
23 <https://teachingamericanhistory.org/document/speech-against-writs-of-assistance/> (last
24 visited June 26, 2024) [https://teachingamericanhistory.org/document/speech-against-](https://teachingamericanhistory.org/document/speech-against-writs-of-assistance/)
25 [writs-of-assistance/](https://teachingamericanhistory.org/document/speech-against-writs-of-assistance/) ("perpetual; there is no return").

26 193. Like the general warrant, section 26806 fails to interpose between the
27 property owner and the executive officer a neutral judicial officer who first must be
28 satisfied that the places and people to be searched have been described with

1 particularity. *Cf. James Otis: Against Writs of Assistance, supra* (“A man is
2 accountable to no person for his doings.”); *Weeks*, 232 U.S. at 390 (“there had been
3 invasions of the home and privacy of the citizens and the seizure of their private papers
4 in support of charges, real or imaginary, made against them”); *see also California v.*
5 *Acevedo*, 500 U.S. 565, 586 (1991) (Stevens, J., dissenting) (describing the Fourth
6 Amendment “as a bulwark against police practices that prevail in totalitarian
7 regimes”).

8 194. And like the general warrant, section 26806 authorizes intrusions into
9 *homes and businesses* engaged in California’s disfavored sort of commerce. *Cf. James*
10 *Otis: Against Writs of Assistance, supra* (“a person with this writ, in the daytime, may
11 enter all houses, shops, etc., at will”).

12 195. Accordingly, section 26806 violates the Fourth Amendment’s prohibition
13 of general warrants and is *per se* unconstitutional.

14 **Section 26806’s Surveillance Scheme Invades Plaintiffs’ Property Without**
15 **License or Warrant and Is Therefore “Unreasonable”**

16 196. Although this Court may resolve its Fourth Amendment question based on
17 the flat historical prohibition of general warrants, section 26806’s constitutional defects
18 do not end there. Indeed, section 26806 compels intrusions into individuals’ private
19 property without individual permission, judicial warrant, or any claim of superior
20 property interest in Californians’ shops and homes. Under the Fourth Amendment’s
21 traditional protection of property rights, such intrusions cannot stand.

22 197. Under *Jones* and *Jardines*, an unconsented and unwarranted physical
23 intrusion onto an individual’s property to gather information for the government
24 constitutes an unreasonable search without regard to any privacy expectations. *Jones*,
25 565 U.S. at 404-05 (“The Government physically occupied private property for the
26 purpose of obtaining information. We have no doubt that such a physical intrusion
27 would have been considered a ‘search’ within the meaning of the Fourth Amendment
28 when it was adopted.”); *see also id.* at 413 (Sotomayor, J., concurring) (“I join the

1 Court’s opinion because I agree that a search within the meaning of the Fourth
2 Amendment occurs, at a minimum, “[w]here, as here, the Government obtains
3 information by physically intruding on a constitutionally protected area.”); *Jardines*,
4 569 U.S. at 7 (examining whether a search “was accomplished through an unlicensed
5 physical intrusion”).

6 198. In other words, in order to commit a trespass against an individual’s
7 property for a search, the government must prove a superior property interest in the
8 “person[], house[], paper[], [or] effect[],” U.S. Const. amend. IV, such as through a
9 warrant based upon probable cause, a seizure of stolen property (in which the
10 individual has no property interest), or a seizure of contraband (in which no individual
11 can claim lawful interest).

12 199. Section 26806, without any warrant, oath or affirmation, or probable
13 cause of any wrongdoing, “physically occupie[s] private property for the purpose of
14 obtaining information” by requiring the installation of government recording
15 equipment against the will of businessowner and homeowner alike. *Jones*, 565 U.S. at
16 404. Accordingly, there is “no doubt that such a physical intrusion would have been
17 considered a ‘search’ within the meaning of the Fourth Amendment when it was
18 adopted.” *Id.* at 404-05.

19 200. While an intrusion (and indeed occupation) of Plaintiffs’ private property
20 is dispositive on the unreasonable-search question, section 26806’s edicts are
21 especially intolerable for home-based dealers.

22 201. Indeed, invasive household surveillance implicates *all* of the property
23 interests identified in the Fourth Amendment’s text. Not only will Plaintiffs’ “houses”
24 be searched while on camera, but so will their “persons” be, as will their relatives and
25 guests be, should they find themselves within view of one of the likely multiple
26 permanently mounted cameras required by section 26806. What previously may have
27 been an underwear-clad, late-night traipse to the bathroom is now, under section
28 26806, essentially a public outing. Similarly, all personal property (papers and effects)

1 within view will be unable to escape California’s prying eyes. As a result, California
2 has managed to violate the entirety of an amendment’s text in one fell swoop.

3 202. Because section 26806 mandates physical intrusions of Plaintiffs’
4 property for the purpose of gathering information, such a mandate violates the Fourth
5 Amendment’s protection against unreasonable searches of “persons, houses, papers,
6 and effects,” which must be “secure.”

7 **Section 26806 Violates Plaintiffs’ Reasonable Expectations of Privacy**

8 203. The Supreme Court’s “privacy” doctrine provides a distinct basis for relief
9 under the Fourth Amendment. *See Katz v. United States*, 389 U.S. 347 (1967).

10 According to this principle, “a person must show he had a ‘legitimate expectation of
11 privacy.’ To establish a ‘legitimate’ expectation of privacy, he must demonstrate a
12 subjective expectation that his activities would be private, and he must show that his
13 expectation was ‘one that society is prepared to recognize as reasonable.’” *United*
14 *States v. Nerber*, 222 F.3d 597, 599 (9th Cir. 2000).

15 204. Using this “reasonable expectation of privacy” formulation, the Supreme
16 Court has “found a [Fourth Amendment] violation in attachment of an eavesdropping
17 device to a public telephone booth.” *Jones*, 565 U.S. at 406 (citing *Katz*, 389 U.S. at
18 351).

19 205. Section 26806 violates this test multiple times over by installing
20 eavesdropping devices on all *private* properties where firearm dealing occurs—
21 including the home.

22 206. Section 26806’s eavesdropping devices collect much more than just audio,
23 which the Court already has found to be intolerably intrusive. *See Kyllo v. United*
24 *States*, 533 U.S. 27, 35 (2001) (discussing “*Katz*, where the eavesdropping device
25 picked up only sound waves that reached the exterior of the phone booth”); *cf.* Cal.
26 Penal Code § 26806(a) (requiring audio *and* video *inside* the proverbial phone booth).

27 207. Section 26806 captures all manner of information, locations, and conduct
28 to which individuals maintain a reasonable expectation of privacy. For instance,

1 Plaintiffs Richardson and Vandermeulen legitimately expect their homes to be private
2 and free from constant governmental surveillance of their family, visitors,
3 conversations, and all aspects of private daily life. This expectation is plainly
4 “reasonable” under the Fourth Amendment because “‘at the very core’ of the Fourth
5 Amendment ‘stands the right of a man to retreat into his own home’” and “there be
6 free from unreasonable governmental intrusion.” *Soldal v. Cook County*, 506 U.S. 56,
7 61 (1992); *Silverman v. United States*, 365 U.S. 505, 511 (1961); *see also Nerber*, 222
8 F.3d at 602.

9 208. Similarly, Plaintiffs Jesse Harris, On Target, and Smokin' Barrels
10 Firearms legitimately expect their businesses to be private to the extent that it is free
11 from constant governmental audiovisual surveillance of all employees, patrons,
12 conversations, and transactions. This expectation is “reasonable” under the Fourth
13 Amendment because society does not expect constitutionally protected commerce to be
14 subject to such intrusive surveillance. Indeed, it never has been in the past.

15 209. Section 26806 undoubtedly sanctions “searches” under the Court’s
16 “privacy” test. *See Katz*, 389 U.S. at 353 (noting that “the reach of that Amendment
17 cannot turn upon the presence or absence of a physical intrusion into any given
18 enclosure”); *Jones*, 565 U.S. at 414 (Sotomayor, J., concurring) (emphasis added)
19 (citation omitted) (“Nonetheless, as Justice Alito notes, physical intrusion is now
20 unnecessary to many forms of surveillance. With increasing regularity, the government
21 will be capable of duplicating the monitoring undertaken in this case by enlisting
22 factory- **or owner-installed** . . . devices. . .”).

23 210. California has no legitimate interest in recording the identities and
24 interactions of people exercising their constitutional rights, which will serve only to
25 chill the exercise of those rights. No state can claim an interest in chilling the exercise
26 of constitutional rights, the very negative rights that the state is tasked with *not*
27 violating. *Jones*, 565 U.S. at 416 (Sotomayor, J., concurring) (“Awareness that the
28 government may be watching chills associational and expressive freedoms. And the

1 government's unrestrained power to assemble data that reveal private aspects of
2 identity is susceptible to abuse.”).

3 **The “Highly Regulated Industry” Exception to the Warrant Requirement**
4 **Cannot Save Section 26806**

5 211. To be sure, courts have recognized an exception to the warrant
6 requirement for administrative searches in so-called “highly regulated industries,” to
7 which firearm dealers have been found to belong. *See, e.g., United States v. Hamad*,
8 809 F.3d 898, 905 (7th Cir. 2016) (“sellers of alcohol and firearms are highly regulated
9 and licensed and therefore subject to the administrative search exception”).

10 212. To be “reasonable,” a warrantless administrative search of a highly
11 regulated industry “must be specifically authorized by statute, and the parameters of
12 any exception to the search warrant requirement must be found in the statute.” *Taylor*
13 *v. Va. Alcoholic Beverage Control Auth.*, 827 S.E.2d 15, 25 (Va. Ct. App. 2019) (citing
14 *Biswell*, 406 U.S. at 315 (1972)). While statutes may authorize warrantless
15 administrative searches, these searches remain susceptible to overbreadth challenges if
16 they sweep too far. *See Rush v. Obledo*, 756 F.2d 713, 719 (9th Cir. 1985).

17 213. Violating that principle, section 26806 subjects home-based dealers to
18 searches “at any time of the day or night” because surveillance must be continuous and
19 uninterrupted. *Rush*, 756 F.2d at 721.

20 214. Section 26806 does not lift its surveillance mandate during non-business
21 hours, despite the fact that a home-based dealer “at all other times is a private
22 residence.” *Rush*, 756 F.2d at 721. Indeed, section 26806 contains no limiting principle
23 whatsoever. Accordingly, Section 26806 is “thus invalid under the Fourth Amendment
24 as [a] general search[.]” *Rush*, 756 F.2d at 723.

25 **Hypothetical Costs**

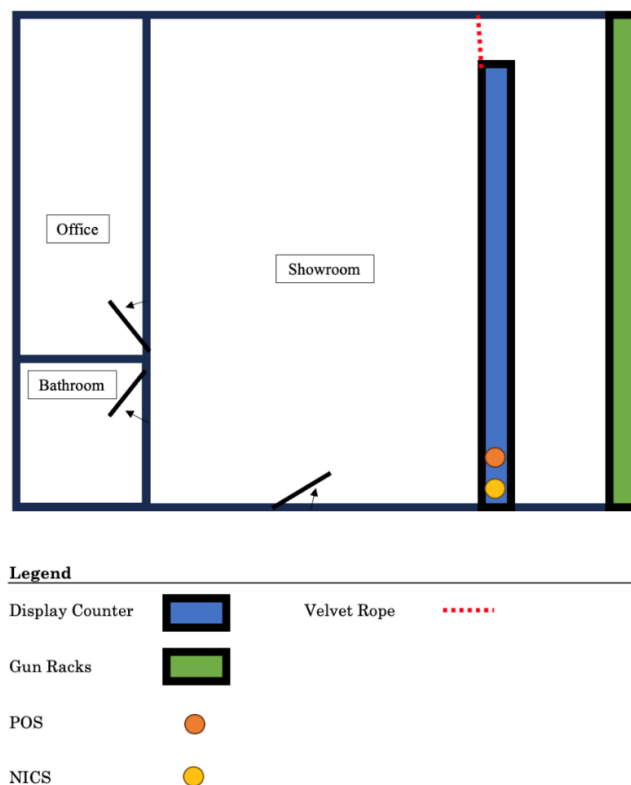
26 215. To demonstrate the costs, take a hypothetical gun store with a simple 20’
27 x 20’ floorplan, with gun racks lining one full 20’ wall and an 18’ glass display counter
28 in front of it, with 4’ of space between the counter and the racks for employees to

1 work.

2 216. Further, this hypothetical store will have one point-of-sale (“POS”)
3 system where transactions occur, which is located on the display counter in the corner
4 where the counter meets the wall. The National Instant Criminal Background Check
5 (“NICS”) station is located immediately next to the computer, between the POS and
6 the wall.

7 217. There is only one door that leads to the outside of the store. It is used as
8 the sole entrance and exit for clients, employees, and inventory deliveries (unlikely in
9 most gun stores). On the wall opposite the firearm display, there is a bathroom and an
10 office that doubles as a stockroom.

11 218. Finally, there are no other displays or obstructions in the middle of the
12 showroom. The gun store has a drop ceiling and sheetrock walls with wood studs, and
13 there is neither a basement nor an attic. *See Fig. 1.1:*



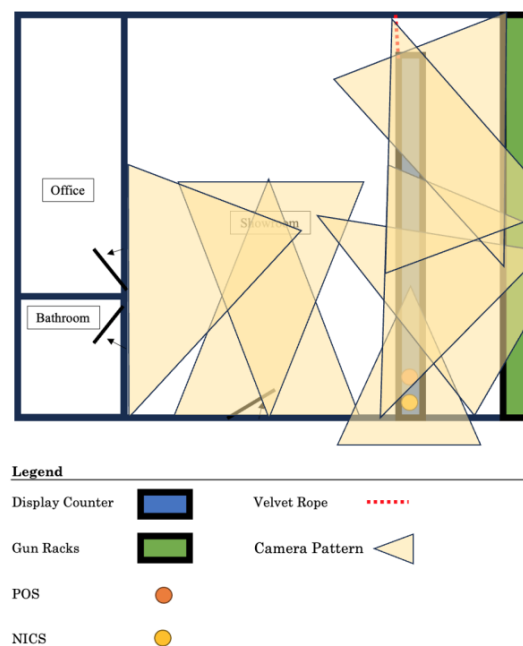
28 219. **Cameras.** Section 26806 requires that cameras must be “digital,”

1 “permanently mounted in a fixed location,” that the system record “audio,” and that it
2 capture images capable of “clear identification of any person.”

3 220. The cameras must be of sufficient quantity to record all interior views of
4 “entries and exits,” “all areas where firearms are displayed,” and all POS stations
5 “sufficient to identify the parties involved in the transaction.” Cal. Penal Code
6 § 26806.

7 221. Based on those statutory requirements, in the above hypothetical gun
8 store, a minimum of eight cameras would be required: one camera capturing customers
9 entering the store, one capturing people leaving the store, one capturing the doors to
10 the bathroom and office/storeroom, one focused on the POS from mid-store, one on the
11 same wall as the POS capturing a portion of the display counter and gun rack, one on
12 the wall opposite the POS capturing the display counter and part of the gun rack, one
13 mid-store aiming towards the counter and gun rack, and finally one aiming from the
14 gun rack towards the opening for the display counter.

15 222. Even then, it would be difficult to capture everything that the statute
16 demands. *See* Fig. 1.2:



1 223. Because the statute fails to specify what resolution cameras are
2 acceptable, a middle-of-the-road camera system was chosen: Luma Surveillance 420
3 Series 4MP Dome IP cameras with built-in microphones and motorized varifocal
4 lenses that allow the cameras to be customized to the shot. These cameras have an
5 MRSP of \$518.00 each. Eight cameras would cost approximately \$4,144.00.

6 224. **Recording.** The statute requires the ability to record high-quality audio
7 and video continuously, 24 hours a day, at a minimum of 15 frames per second, and to
8 store that information for a minimum of one year. Cal. Penal Code § 26806.

9 225. Recording video alone and omitting the audio, would require roughly 105
10 terabytes (“TB”) of storage using H.265 compression.²⁶

11 226. Additionally, in order to comply with Section 26806’s requirements, the
12 network video recorder (“NVR”) necessary for recording would need to be secure,
13 send notifications when it goes down, and accurately display the date and time. Cal.
14 Penal Code § 26806.

15 227. For example, a Luma Surveillance 820 Series 32-Channel Network Video
16 Recorder would accommodate the needed storage. The NVR itself has an MSRP of
17 \$3,238.00 and can handle a maximum of eight 18TB hard drives for a total capacity of
18 144TB, greater than the 105TB estimated requirement for video recordings. The extra
19 space should be sufficient to accommodate the audio recording but, of course, is
20 insufficient to provide a redundant backup.

21 228. Installed within that NVR could be, for example, Western Digital WD
22 Purple Pro Smart Video 18TB Hard Drives, at \$369.99 each, for a total of \$2,959.92.
23 Together, the NVR and hard drives come to \$6,197.92.

24 229. Of course, a redundant backup system could double this cost.

25
26 ²⁶ See *Surveillance Storage Calculator*, Seagate.com,
27 <https://www.seagate.com/video-storage-calculator/> (last visited June 18, 2024) (“8”
28 cameras; “15” frames per second; “24” hours per day; “365” days stored; “high” video
quality; double “1080P” results = 105.4TB; compare to “3MP” + half the difference
between “5MP” = 104.3TB).

1 230. **Power.** Power to the cameras likely would be provided by the NVR
2 through power-over-ethernet (“POE”) connection. The NVR would require an
3 uninterruptible power supply (“UPS”) of sufficient size to ensure that audio and video
4 continued to record, even during utility maintenance or power outages.

5 231. A Wattbox IP UPS Kit, which offers 12 controllable outlets, surge
6 protection, power conditioning, and a 2000VA battery backup has an MSRP of
7 \$2,476.95.

8 232. **Accessories.** To house and secure the system and to prevent tampering,
9 unauthorized access or use, or theft—as required by statute—it would require a
10 lockable rack system (at a minimum). A Strong FS Series 21U Rack System Package
11 with DC cooling fans would cost approximately \$1,039.45.

12 233. **Installation.** Obviously, installation costs can vary, but an estimate of
13 \$250.00 per camera to mount each camera and run its respective wiring through walls,
14 ceiling, under carpet or flooring, etc., is reasonable. Accordingly, eight cameras might
15 cost \$2,000.00 to mount and wire.

16 234. Installing and configuring the hard drives likely would cost \$50.00 per
17 hard drive, or \$400.00 in total.

18 235. Installing and configuring the components into the rack system would
19 easily cost another \$200.00.

20 236. Setting up and fine-tuning the entire system, configuring settings, remote
21 access, and alerts so that everything operates smoothly, and providing store employees
22 with instruction on proper use of the system, would be an additional \$600.00.

23 237. Total installation costs for this small system thus could be expected to be
24 approximately \$3,200.00.

25 238. **Total.** Estimating \$4,144.00 for cameras, \$6,197.92 for the NVR and hard
26 drives, \$2,476.95 for surge protection and UPS, \$1,039.45 for a rack system to protect
27 and house the components, and \$3,200.00 in labor totals approximately \$17,058.32
28 prior to sales tax, shipping, or other costs not specifically identified herein.

1 239. This estimate also does not take into account ongoing system
2 maintenance, to include replacing cameras that malfunction, hard drives that eventually
3 wear out, or additional redundant recording systems, should the original system go
4 down or otherwise not function properly.

5 240. Of course, depending on the type of store, this figure can vary wildly to
6 the upside, as not all retail stores are simple squares with easily determined mounting
7 locations to capture all of the places, images, and audio the statute requires.

8 241. For example, Plaintiff GOC has heard from at least one large retailer who
9 reportedly already has spent in excess of \$250,000 in order to comply with section
10 26806. Of course, many California dealers have not yet complied with section 26806.

11 242. Needless to say, the costs imposed on California gun stores and dealers
12 (including home dealers) are astronomical.

13 243. For many gun stores, such as Plaintiffs On Target, Smokin' Barrels
14 Firearms, and Harris, this cost is prohibitive.

15 244. For home-based dealers, such as Plaintiffs Richards and Vandermeulen,
16 this cost is prohibitive and will drive them out of business entirely.

17 **Section 26806's Recordings are Unlawful Under Federal Law**

18 245. The federal Wiretap Act, 18 U.S.C. § 2511(1)(a), prohibits “any person
19 who . . . intentionally intercepts, endeavors to intercept, or procures any other person to
20 intercept or endeavor to intercept, any wire, oral, or electronic communication. . . .”
21 Subsections (c) and (d) provide additional penalties for “disclosure” and “use” of that
22 wiretapped conversation. Here, there is no exception if “one of the parties to the
23 communication has given prior consent to such interception,” because it is California
24 (a third party) that has imposed the surveillance requirement on gun dealers. Again,
25 Plaintiffs do not consent to California recording their conversations. Section 26806
26 thus appears to legislate a violation of federal law or, alternatively, should be found to
27 be preempted by federal law.

28 246. Plaintiffs routinely speak with customers over the phone, in order to take

1 orders, schedule pickups, receive payments, arrange appointments, etc. Oftentimes,
2 Plaintiffs uses the phone's "speaker phone" in order to work the computer, review
3 paperwork, or otherwise multitask when talking with customers by phone. Section
4 26806 thus would result not only in Plaintiffs' side of the conversation being recorded,
5 but also that of his customers, suppliers, other dealers, and more.

6 247. Naturally, Plaintiffs' customers who call in by phone will be unable to see
7 the "conspicuous" signage posted on the exterior of the store required under section
8 26806, warning them that their conversation is being recorded.

9 **Section 26806 Opens FFLs Up to Criminal and Civil Liability**

10 248. Additionally, section 26806 places FFLs in danger of legal action against
11 them for recording customers and patrons who have not given their consent to be
12 recorded. Even with the mandatory sign placement, California is a mutual consent state
13 and requires the consent of all parties being recorded. If an individual does not consent
14 to be recorded carrying out a constitutional right to purchase a firearm, they will not be
15 able to purchase a firearm at all in the state. It is either forced compliance to the
16 government listening to private conversations or not purchasing a firearm or
17 ammunition at all.

18 249. Many FFLs operate their small businesses out of their homes. Many do
19 the firearm transfer paperwork with a client at the kitchen table. Imagine the shocking
20 intrusion that a fixed camera, recording all conversations 24 hours per day, would have
21 on the entire household or anyone visiting the home, even when no firearms
22 transactions are taking place. Every dinner guest, handyman, child's playdate, or
23 potentially the client of a spouse who works from home would have to give consent to
24 be recorded. Every telephone conversation or intimate family issue, recorded. It is
25 unfathomable the reach that Section 26806 has in the intrusion upon the private lives
26 and private conversations of people simply because they are visiting the premises of an
27 FFL.

SB 1384 Will Not Stop Gun Violence and Crime

250. The bill comments by Senator Min note that the need for this bill is “[t]o ensure gun owners are educated about the dangers of firearm usage.” *See* S. Comm. on Pub. Safety hearing on S. Bill 1384, at 5 (Cal. Apr. 19, 2022), https://leginfo.legislature.ca.gov/faces/billAnalysisClient.xhtml?bill_id=202120220SB1384#. It is unclear how forcing recorded conversations (video and audio) will help gun owners to be more educated about the “dangers of firearm usage.” Defendants offer no evidence to support that section 26806 will accomplish these governmental goals.

251. A recent article stated that “we find evidence that some retailers contribute disproportionately to the supply of crime guns, though much less dramatically than statistics often cited would suggest. The data indicate that there may be somewhat fewer problematic dealers now than there were a decade ago.” This, directly from conversations with CA DOJ and the impact they have already had in shutting down dealers who do not comply under current laws.²⁷

252. A statewide dealer regulation was also passed in 2013, requiring all persons engaged in the business of selling firearms to possess a state Certificate of Eligibility and be named on the state’s Centralized List of firearms retailers. Cal. Pen. Code § 28450.

253. The California Senate Public Safety Committee’s April 19, 2022, analysis of AB 1384 relied on studies on retail gun theft that are either older (2016 or earlier) or that deal with nationwide issues and not specifically any issues with gun shops in California. *See* S. Comm. on Pub. Safety hearing on S. Bill 1384, at 9 5 (Cal. Apr. 19, 2022),

²⁷ Hannah S. Laqueur, et al., *Trends and Sources of Crime Guns in California: 2010-2021*, J. of Urban Health (Sept. 11, 2023), <https://link.springer.com/article/10.1007/s11524-023-00741-y> (last visited Dec. 3, 2023).

1 https://leginfo.legislature.ca.gov/faces/billAnalysisClient.xhtml?bill_id=202120220SB
 2 1384#. Much has changed in California over the past decade, and relying on factual
 3 data that is that far out of touch with our current reality makes little sense to those truly
 4 searching for the science behind the issues of our time.

5 254. The sponsors of SB 1384 were hopeful that somehow adding costly
 6 surveillance and audio requirements would stop theft of gun shops,²⁸ but as retail crime
 7 rises in California, the use of video surveillance does not seem to be any kind of
 8 deterrent to criminals willing to break the law. *See, e.g., Lofstrom & Martin, Retail*
 9 *Theft and Robbery Rates Have Risen Across California, supra*; Ryan Fonseca, *What*
 10 *We Know (and Don't) About the Rise in Retail Theft*, LA Times (Oct. 18, 2023),
 11 [https://www.latimes.com/california/newsletter/2023-10-18/what-we-know-and-dont-](https://www.latimes.com/california/newsletter/2023-10-18/what-we-know-and-dont-about-the-rise-in-retail-theft-essential-california)
 12 [about-the-rise-in-retail-theft-essential-california](https://www.latimes.com/california/newsletter/2023-10-18/what-we-know-and-dont-about-the-rise-in-retail-theft-essential-california) (last visited June 18, 2024)
 13 (paywalled); *As retailers close stores due to shoplifting, are the concerns real or*
 14 *overblown?* PBS NewsHour, <https://www.youtube.com/watch?v=1Mnwgh5XGhk> (last
 15 visited June 18, 2024).

16 **Section 26806 Improperly Conditions the Exercise of One Enumerated**

17 **Right on the Forfeiture of Others**

18 255. Under section 26806, Californians seeking to exercise their Second
 19 Amendment rights to acquire firearms must leave many other constitutional rights at
 20 the gun shop door.

21 256. The Supreme Court has found it “intolerable that one constitutional right
 22 should have to be surrendered in order to assert another.” *Simmons v. United States*,
 23 390 U.S. 377, 394 (1968) (recognizing an “undeniable tension” between the exercise of
 24 Fourth and Fifth Amendment rights when the government uses testimony in support of
 25

26 ²⁸ *But see* S. Comm. on Pub. Safety hearing on S. Bill 1384, at 7 (Cal. Apr. 19,
 27 2022),
 28 https://leginfo.legislature.ca.gov/faces/billAnalysisClient.xhtml?bill_id=202120220SB
 1384# (“the rate of gun store thefts seems to have tapered slightly in recent years since
 peaking in 2016 (690), with 208 reported thefts in 2021.”).

1 a suppression motion at a later trial to prove guilt); *see also United States v. Jackson*,
2 390 U.S. 570, 581 (1968).

3 257. Californians seeking to purchase firearms should not be forced, even
4 temporarily, to surrender their First Amendment rights to criticize California policies
5 and politicians in order to exercise their Second, Fourth, or Fifth Amendment rights.
6 But that will be the direct result of section 26806's chilling effect when persons visit
7 California gun stores. "The loss of First Amendment freedoms, for even minimal
8 periods of time (like while in a gun store), unquestionably constitutes irreparable
9 injury." *Elrod v. Burns*, 427 U.S. 347, 373 (1976).

10 258. Likewise, courts have had no trouble concluding that recording one's
11 personal biometric information without consent is equivalent to an "act of trespass."
12 *Bryant v. Compass Grp. USA, Inc.*, 958 F.3d 617, 624 (7th Cir. 2020). "Consent" to be
13 recorded for the "privilege" of exercising a constitutional right cannot be mandated by
14 governmental edict, nor the refusal to give "consent" criminalized. Indeed,
15 "[government] may not deny a benefit to a person on a basis that infringes his
16 constitutionally protected interests – especially, his interest in freedom of speech. For
17 if the government could deny a benefit to a person because of his constitutionally
18 protected speech or associations, his exercise of those freedoms would in effect be
19 penalized and inhibited. This would allow the government to produce a result which
20 [it] could not command directly. Such interference with constitutional rights is
21 impermissible." *Perry v. Sindermann*, 408 U.S. 593, 597 (1972) (quotation omitted);
22 *see also Miller v. United States*, 230 F.2d 486, 490 (5th Cir. 1956).

23 259. Where, as under section 26806, the nonconsensual recording is mandated
24 by government as a condition to exercise an enumerated constitutional right (the right
25 to freely and anonymously speak and associate), California's apparent "constructive
26 consent" argument (that citizens give "consent" by entering a facility marked
27 "conspicuously" with a "recording" notice) collapses.

1 **Supplemental Allegations Since the Filing of the Complaint**

2 260. As noted, many FFLs went out of business or ceased the portion of their
3 business that included sales of firearms, in lieu of complying with SB 1384's costly
4 and draconian recording mandates. This cessation of sales included one of the highest
5 volume dealers in California, Big 5 Sporting Goods.

6 261. Plaintiffs, including Adam Richards, have spent thousands to tens of
7 thousands of dollars to install compliant audio/video recording equipment simply to
8 remain in business after January 1, 2024.

9 262. Members of associational Plaintiffs, including Matthew Gene Peterson-
10 Haywood and Turner's Outdoorsman, have spent thousands to tens of thousands of
11 dollars to install compliant audio/video recording equipment simply to remain in
12 business after January 1, 2024. *See, e.g.*, Decl. of Matthew Gene Peterson-Haywood in
13 Supp. of Mot. for Prelim. Inj., ECF No. 27-1, ¶¶ 8-11. For member Peterson-Haywood,
14 the cost to stay in business was equivalent to most of his annual income from this
15 licensed business. *See id.*, ¶ 11.

16 263. Some Plaintiffs, including members of associational Plaintiffs, have been
17 unable to afford the mandate, and as a result, have stopped dealing in firearms since the
18 beginning of 2024.

19 264. Although Defendants have claimed that they do not intend to enforce the
20 requirements of SB 1384 as to dealers conducting transactions at gun shows,
21 nonetheless, none of these promises are legally binding, and Defendants refuse to
22 stipulate in a binding manner to such a representation. Because the state recently
23 enacted a law which facially applies to dealers at gun shows, but refuses to enforce it
24 *because this lawsuit attempting to challenge its application to dealers at gun shows is*
25 *pending*, the voluntary cessation exception to any claim of mootness raised by
26 Defendants applies in this instance. As such, even following the filing of this
27 complaint, a justiciable dispute exists as to whether Defendants can or will seek to
28 impose SB 1384's installation and recording requirements at venues where it is

1 physically impossible for Plaintiffs and their members to comply.

2 **FIRST CAUSE OF ACTION**

3 **Violation of the Right to Free Speech Under U.S. Const. amend. I**

4 **42 U.S.C. § 1983**

5 **(By All Plaintiffs Against All Defendants)**

6 265. Plaintiffs incorporate by reference paragraphs 1 through 264 of this
7 Complaint as though fully set forth herein in their entirety.

8 266. Defendants, acting under color of state law, are enforcing SB 1384, which
9 deprives Plaintiffs of free speech rights secured by the First Amendment of the United
10 States Constitution in violation of 42 U.S.C. § 1983.

11 267. On its face and as applied, section 26806 is an unconstitutional
12 abridgement of Plaintiffs' right to free speech under the First Amendment because it
13 casts such a wide net that it directly prohibits Plaintiffs' pure speech related to the
14 lawful possession and use of lawful firearms without any compelling governmental
15 interest.

16 268. Section 26806 violates virtually every right protected by the First
17 Amendment. The First Amendment to the U.S. Constitution provides that "Congress
18 shall make no law respecting an establishment of religion or prohibiting the free
19 exercise thereof; or abridging the freedom of speech, or of the press; or the right of the
20 people peaceably to assemble, and to petition the government for a redress of
21 grievances." The Fourteenth Amendment incorporates these protections against the
22 states through its Due Process Clause.

23 269. Defendants have no compelling (or even legitimate) governmental interest
24 in recording video and audio of lawful gun owners constantly for the mere hope of
25 catching a criminal somewhere in the thousands of hours of tape. But in reviewing that
26 tape, one would have to review private and confidential matters that the government
27 has no right to.

28 270. Further, section 26806 is neither narrowly tailored to nor the least

1 restrictive means of achieving the state’s dubious interests. Indeed, it sweeps up all
 2 communications—even communications concerning lawful (and constitutionally
 3 protected) products and communications that are private and confidential and have
 4 nothing to do with the process of transactions for the purchase of a firearm.

5 271. Section 26806 is unconstitutionally overbroad because, in an effort to
 6 “catch a criminal,” the law seriously and deliberately burdens a vast amount of speech
 7 that does not constitute such a communication and is fully protected by the First
 8 Amendment.

9 272. As a direct and proximate result of Defendants’ conduct, Plaintiffs have
 10 suffered irreparable harm, including the violation of their constitutional right to free
 11 speech, right to assembly, and right to remain anonymous, entitling them to declaratory
 12 and injunctive relief. Absent intervention by this Court through declaratory and
 13 injunctive relief, Plaintiffs will continue to suffer this irreparable harm.

14 **SECOND CAUSE OF ACTION**

15 **Violation of Government Taking Without Just Compensation**

16 **Under U.S. Const. amend. V**

17 **42 U.S.C. § 1983**

18 **(By All Plaintiffs Against All Defendants)**

19 273. Plaintiffs incorporate by reference paragraphs 1 through 264 of this
 20 Complaint as if fully set forth herein in their entirety.

21 274. The Fifth Amendment to the U.S. Constitution states no private property
 22 shall be taken for public use without just compensation.

23 275. “A property owner may bring a takings claim under § 1983 upon the
 24 taking of his property without just compensation. . . .” *Knick*, 139 S. Ct. at 2179.

25 276. As the Founders recognized uniformly, “the protection of private property
 26 is indispensable to the promotion of individual freedom.” *Cedar Point Nursery v.*
 27 *Hassid*, 141 S. Ct. 2063, 2071 (2021).

28 277. Among the most vital rights of property ownership is the right to exclude

1 others, from private individuals to the government itself. *Cedar Point*, 141 S. Ct. at
2 2072. Indeed, without the right to decide who may enter upon your property and what
3 they may do while there, the right to property does not exist. *See Loretto v.*
4 *Teleprompter Manhattan CATV Corp.*, 458 U.S. 419, 435 (1982) (“the power to
5 exclude has traditionally been considered one of the most treasured strands in an
6 owner’s bundle. . .”).

7 278. Section 26806 imposes upon licensee Plaintiffs a legal obligation to
8 purchase government approved video surveillance systems, and to operate, maintain
9 and store the resulting video and audio recordings, all at the expense of the licensee.

10 279. Section 26806 imposes on licensee plaintiffs a legal obligation to
11 undertake continuous digital video surveillance of their own private property, and to
12 permit government agents to freely enter upon their property to perpetually access and
13 view, at-will, that digital video surveillance. Such surveillance, mandated to be located
14 on the private property of a business owner, or their home where they conduct
15 business, constitutes a permanent physical occupation of their property by the
16 government.

17 280. Such at-will surveillance and viewing impair Plaintiffs’ right to exclude
18 other persons from their property.

19 281. Such at-will surveillance and viewing impair Plaintiffs’ right to freely use
20 their property, free from the prying eyes of the government.

21 282. Such at-will surveillance and viewing authorize the government to
22 possess and use Plaintiffs’ property as it pleases, and impairs Plaintiffs’ right to
23 possess, use, and dispose of their own property as they please, in violation of the Fifth
24 and the Fourteenth Amendments.

25 283. Defendants have failed to compensate Plaintiffs for the permanent
26 physical taking or the permanent easement imposed upon Plaintiffs’ property.

27 284. Section 26806 commandeers private property owners and lessees to
28 implement and then accommodate a sweeping and perpetual government surveillance

1 scheme without any form of compensation for the significant costs incurred or the
2 severe limitations on property rights suffered.

3 285. What is more, once California has its section 26806 recording regime in
4 place (with private industry having done all the legwork), California reserves the right
5 to insert itself into gun dealers' stores and homes for compliance inspections as often
6 as it pleases, at the dealers' cost.

7 286. Section 26806 thus constitutes a permanent, physical, government
8 occupation of numerous portions of (and uses of) Plaintiffs' property where
9 government surveillance equipment must be installed, and additionally for all space
10 upon the property where cameras and audio equipment are pointed and recording.

11 287. As a direct and proximate result of Defendants' conduct, Plaintiffs have
12 suffered irreparable harm, including the violation of a government taking under the
13 law, entitling them to declaratory and injunctive relief. Absent intervention by this
14 Court, through declaratory and injunctive relief, Plaintiffs will continue to suffer this
15 irreparable harm.

16 288. In the alternative, to the extent that Section 26806 does not constitute a
17 physical taking, it is an unconstitutional regulatory taking.

18 **THIRD CAUSE OF ACTION**

19 **Violation of the Right to Privacy Under U.S. Const. amend. IV**

20 **42 U.S.C. § 1983**

21 **(By All Plaintiffs Against All Defendants)**

22 289. Plaintiffs incorporate by reference paragraphs 1 through 264 of this
23 Complaint as if fully set forth herein in their entirety.

24 290. "The right of the people to be secure in their persons, houses, papers, and
25 effects, against unreasonable searches and seizures, shall not be violated, and no
26 Warrants shall issue, but upon probable cause, supported by Oath or affirmation, and
27 particularly describing the place to be searched, and the persons or things to be seized."
28 U.S. Const. amend. IV.

1 291. The Fourth Amendment prohibits unreasonable searches and seizures
2 without a warrant. Generally, law enforcement must obtain a warrant when a search
3 would violate a person's "reasonable expectation of privacy."

4 292. The Fourth Amendment also requires that warrants be supported by
5 probable cause and describe with particularity the places to be searched and persons to
6 be seized.

7 293. Particularly for at-home FFL dealers, the business space is more than just
8 where they conduct transactions; it is where they sleep, eat, go to school, have family
9 gatherings, host holidays, and participate in everyday private activities just like those
10 not running a business in their home.

11 294. In *Katz v. United States*, the Court held that the Fourth Amendment
12 protects people, not places: "What a person knowingly exposes to the public, even in
13 his own home or office, is not a subject of Fourth Amendment protection, but what he
14 seeks to preserve as private, even in an area accessible to the public, may be
15 constitutionally protected." 389 U.S. 347 (1967).

16 295. Section 26806 violates the privacy of the people by intrusion into places
17 and conversations that are meant to remain private from the prying eyes of the
18 government.

19 296. The Fourth Amendment protects not only property interests but certain
20 expectations of privacy as well. *Katz v. United States*, 389 U. S. 347, 351. Thus, when
21 an individual "seeks to preserve something as private," and his expectation of privacy
22 is "one that society is prepared to recognize as reasonable," official intrusion into that
23 sphere generally qualifies as a search and requires a warrant supported by probable
24 cause. *Smith v. Maryland*, 442 U. S. 735, 740 (internal quotation marks and alterations
25 omitted).

26 297. While communicating private information always risks betrayal of
27 confidence by the other party, from a privacy perspective, repeating private
28 information secondhand is quite different from recording the information for potential

1 dissemination to countless recipients. *Smith v. LoanMe, Inc.*, 11 Cal. 5th 183, 200
2 (2021).

3 298. As a direct and proximate result of Defendants' conduct, Plaintiffs have
4 suffered irreparable harm, including the violation of their constitutional right to equal
5 protection under the law, entitling them to declaratory and injunctive relief. Absent
6 intervention by this Court, through declaratory and injunctive relief, Plaintiffs will
7 continue to suffer this irreparable harm.

8 **PRAYER FOR RELIEF**

9 WHEREFORE, Plaintiffs pray for:

10 1. A declaration that SB 1384, codified at California Penal Code section
11 26806, violates Plaintiffs' free speech, anonymity, free association, and assembly
12 rights under the First Amendment to the United States Constitution, on its face and as
13 applied to Plaintiffs;

14 2. A declaration that SB 1384, codified at California Penal Code section
15 26806, enacts an actual or regulatory governmental taking without just compensation
16 in violation of the Fifth Amendment to the United States Constitution, on its face and
17 as applied to Plaintiffs;

18 3. A declaration that SB 1384, codified at California Penal Code section
19 26806, violates the Plaintiffs' right to privacy under the Fourth Amendment to the
20 United States Constitution, on its face and as applied to the Plaintiffs;

21 4. A preliminary and permanent injunction prohibiting all Defendants, their
22 employees, agents, successors in office, and all District Attorneys, County Counsel,
23 and City Attorneys holding office in the state of California, as well as their successors
24 in office, from enforcing SB 1384, codified at Penal Code section 26806;

25 5. Damages pursuant to government taking which would reimburse FFLs for
26 costly systems mandated by the government, payments for technical expertise and
27 installation, and damages for the physical intrusion of permanent structures by the
28 government upon private property;

1 6. An award of costs and expenses, including attorney's fees, pursuant to 42
2 U.S.C. § 1988 or other applicable state or federal law; and

3 7. Any such other relief the Court deems just and equitable.

4
5 Dated: June 28, 2024

MICHEL & ASSOCIATES, P.C.

6 *s/ C.D. Michel*

C.D. Michel

7 Attorneys for Plaintiffs Adam Richards,
8 Jeffrey Vandermeulen, Gerald Clark, Jesse
9 Harris, On Target Indoor Shooting Range,
10 LLC, Gaalswyk Enterprises, Inc. (D/B/A
11 Smokin' Barrel Firearms), Gun Owners of
California, Inc., Gun Owners of America, Inc.,
Gun Owners Foundation, and California Rifle
& Pistol Association, Incorporated

12 Dated: June 28, 2024

LAW OFFICES OF DONALD KILMER, APC

13 *s/ Donald Kilmer*

Donald Kilmer

14 Attorney for Plaintiff Second Amendment
15 Foundation
16
17
18
19
20
21
22
23
24
25
26
27
28

ATTESTATION OF E-FILED SIGNATURES

I, C.D. Michel, am the ECF User whose ID and password are being used to file this AMENDED AND SUPPLEMENTAL COMPLAINT FOR DECLARATORY & INJUNCTIVE RELIEF. In compliance with Central District of California L.R. 5-4.3.4, I attest that all signatories are registered CM/ECF filers and have concurred in this filing.

Dated: June 28, 2024

s/ C.D. Michel
C.D. Michel

CERTIFICATE OF SERVICE
IN THE UNITED STATES DISTRICT COURT
CENTRAL DISTRICT OF CALIFORNIA

Case Name: *Richards, et al. v. Newsom, et al.*
Case No.: 8:23-cv-02413 JVS (KESx)

IT IS HEREBY CERTIFIED THAT:

I, the undersigned, am a citizen of the United States and am at least eighteen years of age. My business address is 180 East Ocean Boulevard, Suite 200, Long Beach, California 90802.

I am not a party to the above-entitled action. I have caused service of:

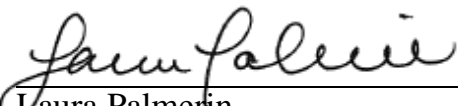
AMENDED AND SUPPLEMENTAL COMPLAINT FOR DECLARATORY & INJUNCTIVE RELIEF

on the following party by electronically filing the foregoing with the Clerk of the District Court using its ECF System, which electronically notifies them:

Todd Grabarsky
Deputy Attorney General
todd.grabarsky@doj.ca.gov
Christina R.B. Lopez
Deputy Attorney General
christina.lopez@doj.ca.gov
Office of the Attorney General for California
300 South Spring Street, Suite 1702
Los Angeles, CA 90013
Telephone: (213) 269-6044
Attorneys for Defendants

I declare under penalty of perjury that the foregoing is true and correct.

Executed June 28, 2024.



Laura Palmerin

CERTIFICATE OF SERVICE

CERTIFICATE OF SERVICE

I hereby certify that on May 27, 2025, an electronic PDF of **APPELLANTS' EXCERPTS OF RECORD, VOLUME 2 OF 4**, was uploaded to the Court's CM/ECF system, which will automatically generate and send by electronic mail a Notice of Docket Activity to all registered attorneys participating in the case. Such notice constitutes service on those registered attorneys.

Dated: May 27, 2025

Respectfully submitted,

MICHEL & ASSOCIATES, P.C.

s/ Anna M. Barvir

Anna M. Barvir

Attorneys for Plaintiffs-Appellants